



US00D348105S

# United States Patent [19]

[11] Patent Number: **Des. 348,105**

**Tecchio**

[45] Date of Patent: **\*\* Jun. 21, 1994**

[54] **CHILD SPINAL SUPPORT CUSHION**

[76] Inventor: **Vincent G. Tecchio**, 18 Winchester Dr., Howell, N.J. 07731

[\*\*] Term: **14 Years**

[21] Appl. No.: **746,583**

[22] Filed: **Aug. 19, 1991**

[52] U.S. Cl. .... **D24/190; D6/597; D6/601**

[58] Field of Search ..... **297/284.5, 284.6, 397; 5/655, 653; D24/171, 190, 191; D14/114**

[56] **References Cited**

**U.S. PATENT DOCUMENTS**

D. 47,140	3/1915	Newkirk .....	D6/601
D. 304,987	12/1989	Liberson .....	D6/601
D. 314,879	2/1991	Painter .....	D6/601 X
2,060,298	11/1936	Gailey .....	297/284.5 X
2,307,331	1/1943	Parker, Jr. ....	297/284.5
4,441,221	4/1984	Enste et al. ....	5/655 X
4,635,306	1/1987	Willey .....	D6/601 X
4,876,755	10/1989	Parrish .....	297/284.5 X

**OTHER PUBLICATIONS**

"Design and Devices by Hornung", Triangular Variet p. 46 item 408 ©1946.

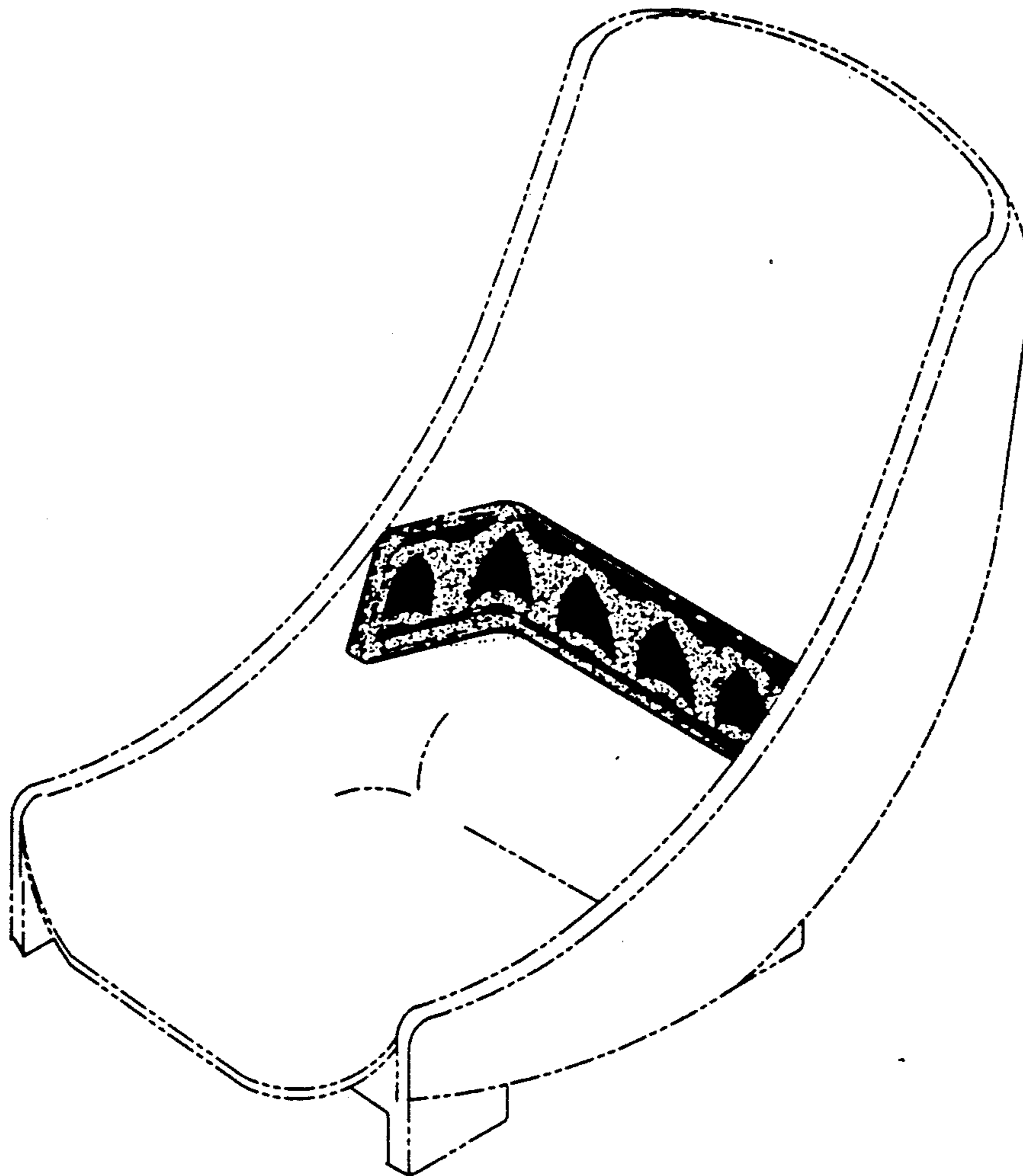
*Primary Examiner*—A. Hugo Word  
*Assistant Examiner*—I. Simmons  
*Attorney, Agent, or Firm*—Hugh E. Smith

[57] **CLAIM**


The ornamental design for a child spinal support cushion, as shown and described.

**DESCRIPTION**


FIG. 1 is a front elevational view of the child spinal support cushion showing my new design; FIG. 2 is a rear elevational view thereof; FIG. 3 is a left side elevational view thereof; FIG. 4 is a right side elevational view thereof; FIG. 5 is a top plan view thereof; FIG. 6 is a bottom plan view thereof; and, FIG. 7 is a perspective view thereof shown in use. The broken line showing of a chair is for illustrative purposes only and forms no part of the claimed design.




*FIG. 1*



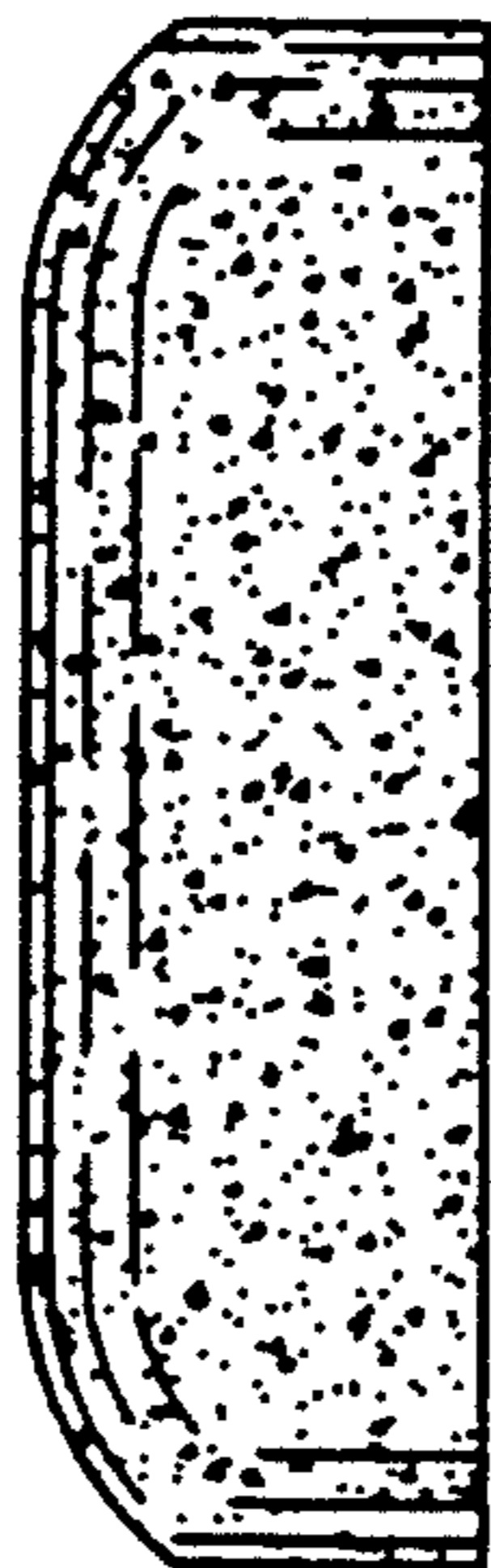
*FIG. 2*



*FIG. 3*



*FIG. 4*



*FIG. 5*



*FIG. 6*



FIG. 7

