



US00D348102S

United States Patent [19]

[11] Patent Number: **Des. 348,102**

Gegelys et al.

[45] Date of Patent: **** Jun. 21, 1994**

[54] **PANEL AND INSERT FOR INCONTINENCE GARMENT**

[56]

References Cited

U.S. PATENT DOCUMENTS

| | | | |
|------------|---------|--------------------|-----------|
| D. 269,907 | 7/1983 | Tong | D24/126 |
| D. 331,627 | 12/1992 | Igaue et al. | D24/126 |
| 2,748,772 | 6/1956 | Titone et al. | 604/396 |
| 3,088,462 | 5/1963 | Muto | 604/394 X |
| 3,424,162 | 1/1969 | Parravicini | 604/396 |

Primary Examiner—Stella Reid

Attorney, Agent, or Firm—James & Franklin

[76] Inventors: **Anthony Gegelys**, 133 Drake Rd., Somerset, N.J. 08873; **Elaine Austin**, 557 Fairfield Rd., East Windsor, N.J. 08520

[**] Term: **14 Years**

[57]

CLAIM

The ornamental design for a panel and insert for incontinence garment, as shown and described.

[21] Appl. No.: **786,404**

DESCRIPTION

[22] Filed: **Nov. 1, 1991**

[52] U.S. Cl. **D24/125; D24/124; D24/126**


[58] Field of Search **604/358-362, 604/385.1, 386, 387, 393, 389, 394, 396; D24/125, 124, 126**

FIG. 1 is a top, side perspective view of a panel and insert for incontinence garment, showing our new design;

FIG. 2 is a front elevational view thereof;

FIG. 3 is a rear elevational view thereof; and,

FIG. 4 is a right side elevational view thereof, the left side elevational view being identical thereto.



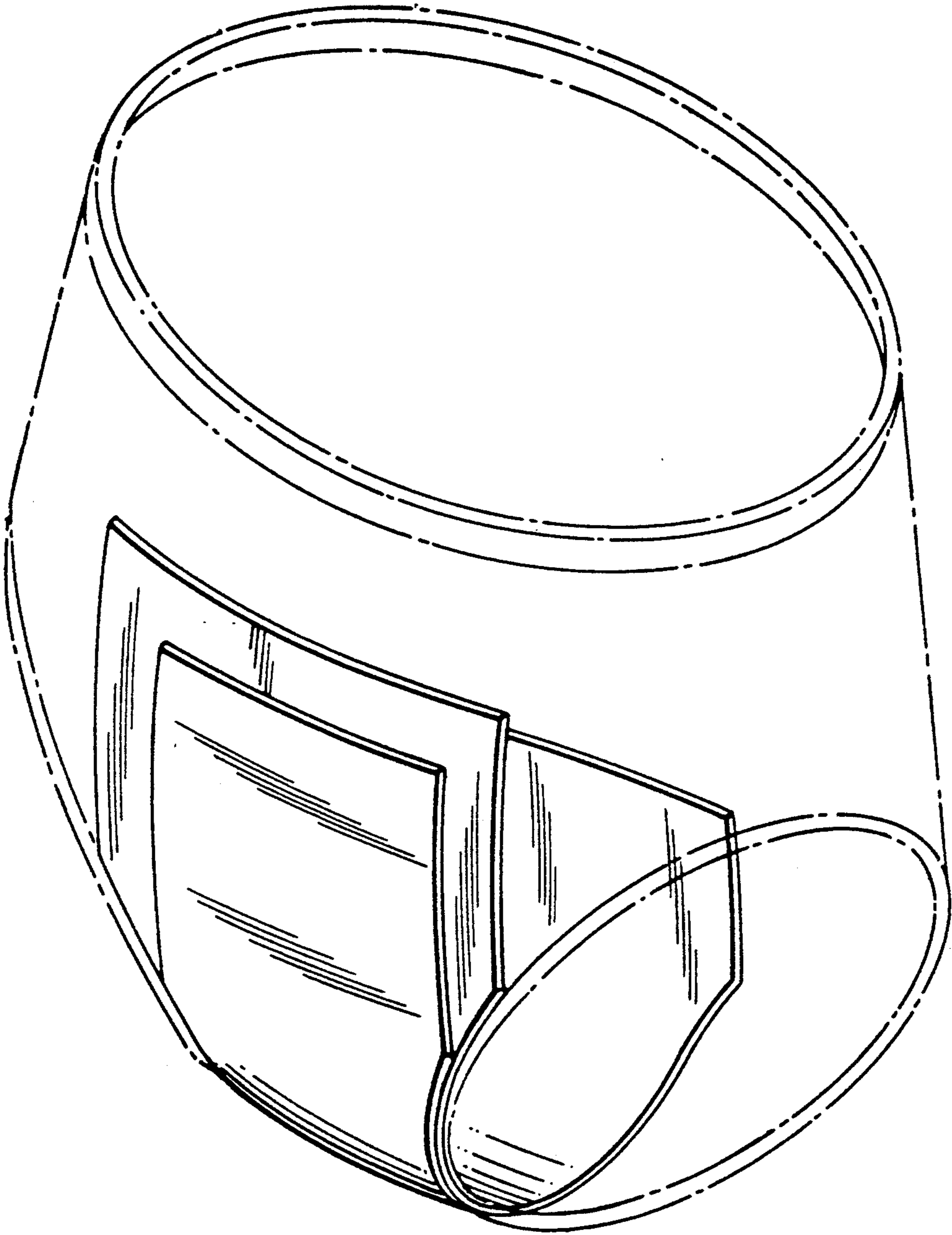


FIG. 1

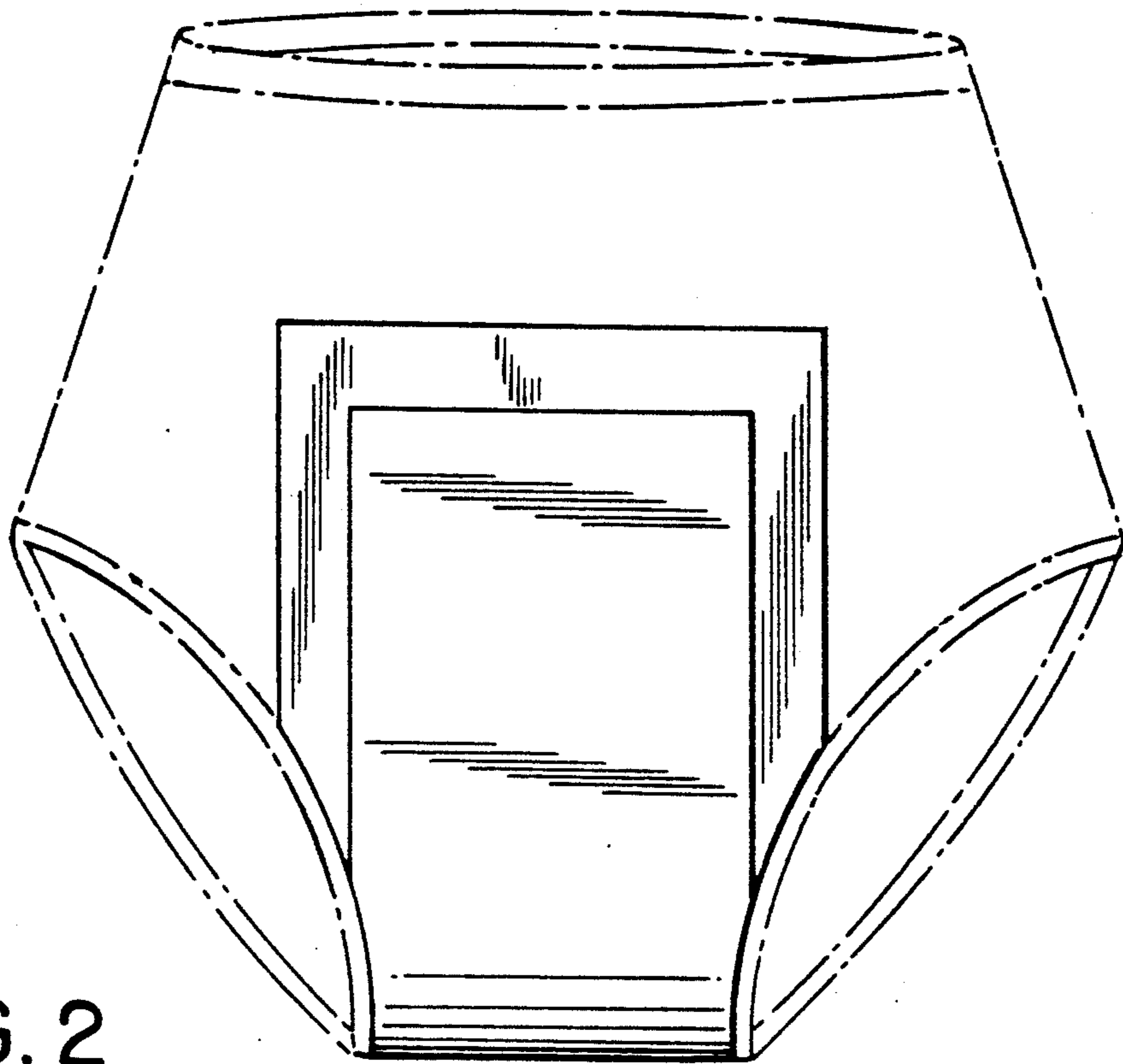


FIG. 2

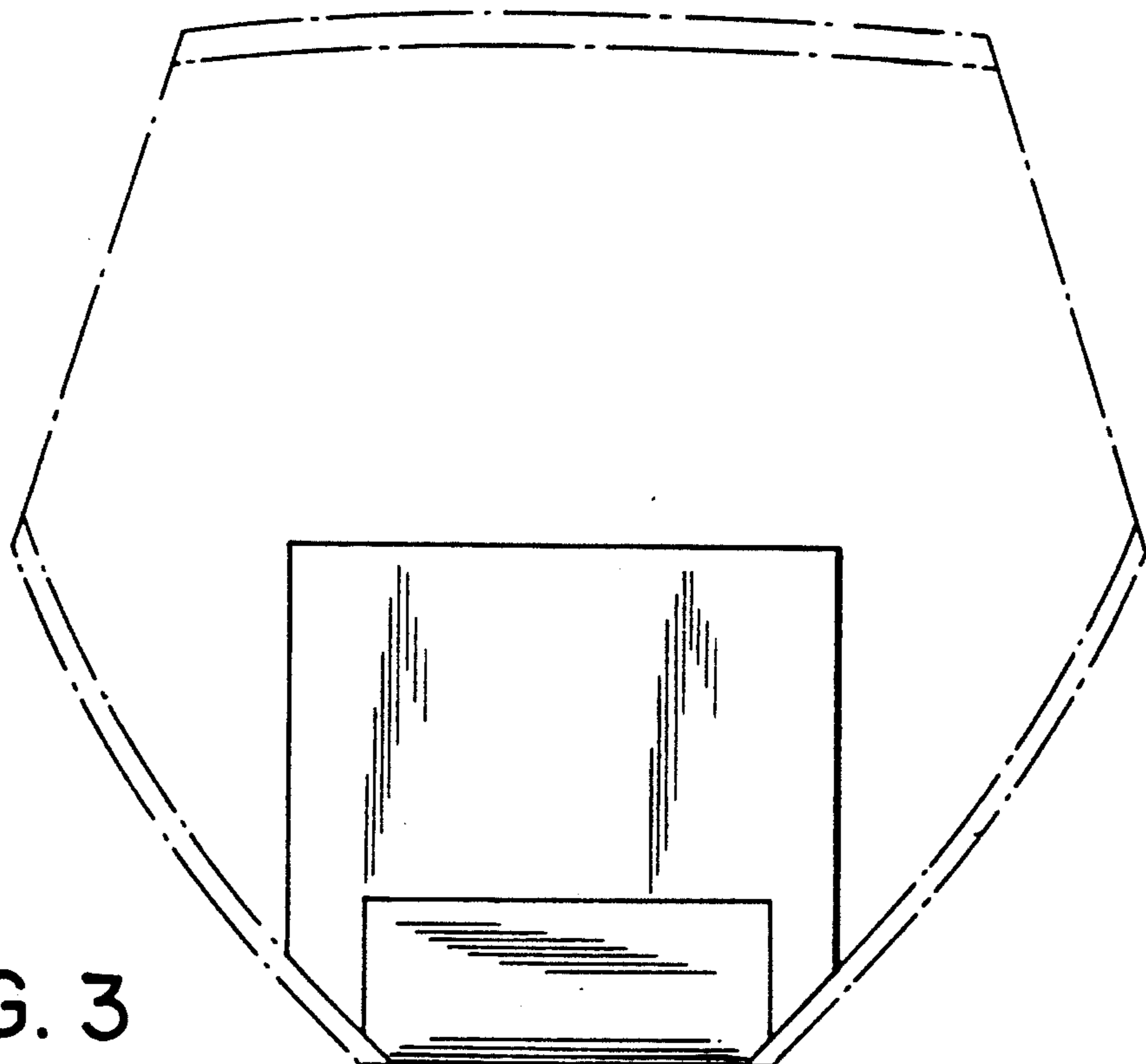


FIG. 3

FIG. 4

