



US00D348077S

United States Patent [19]

[11] Patent Number: **Des. 348,077**

Lipscomb et al.

[45] Date of Patent: **** Jun. 21, 1994**

[54] **DRUM HANDLE**

3,057,354	10/1962	Roberts et al.	2/DIG. 6
4,114,297	9/1978	Famolare, Jr.	36/50
4,334,612	6/1982	Beato	206/314
5,169,199	12/1992	de Ruyter et al.	294/149

[75] Inventors: **Anna R. Lipscomb**, Ranchos de Taos; **William W. Hand**, Taos, both of N. Mex.

Primary Examiner—Melvin B. Feifer
Assistant Examiner—Adir Aronovich
Attorney, Agent, or Firm—Jeffrey D. Myers; Deborah A. Peacock; Rod D. Baker

[73] Assignee: **Southwest Products, Ltd.**, Taos, N. Mex.

[**] Term: **14 Years**

[57] **CLAIM**

[21] Appl. No.: **815,126**

The ornamental design for a drum handle, as shown and described.

[22] Filed: **Dec. 27, 1991**

[52] U.S. Cl. **D17/22**

[58] Field of Search D3/30.1; D8 DIG. 2; 2/DIG. 6; 16/110 R, 114 R; 84/421, 427, 453; 206/314; 224/264, 901, 910; 294/149, 152; D17/22, 99; D21/64

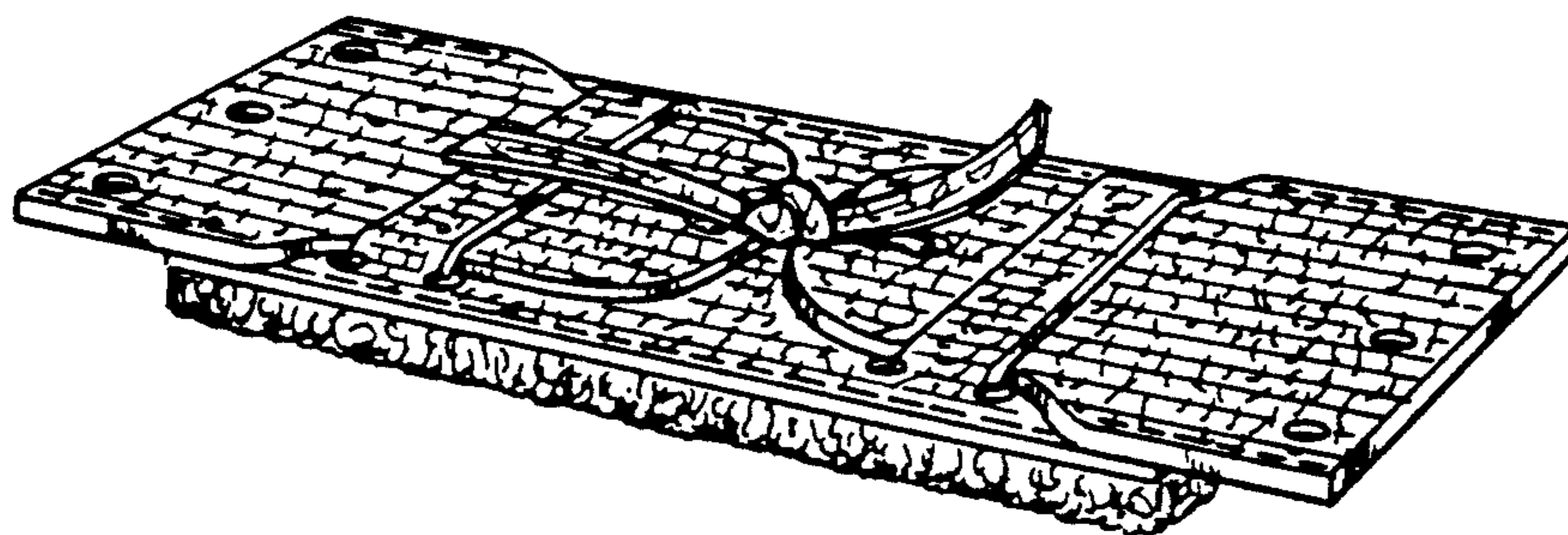
DESCRIPTION

FIG. 1 is a top view of the drum handle showing our new design in a closed position; FIG. 2 is a side view of the drum handle; FIG. 3 is an end view of the drum handle; FIG. 4 is a bottom view of the drum handle; FIG. 5 is a perspective view of the drum handle showing our new design in an open position; FIG. 6 is a perspective exploded view thereof; and, FIG. 7 is a perspective view thereof, the handle being in a closed position. The broken line showing of a drum is for illustrative purposes only and forms no part of the claimed design.

[56] **References Cited**

U.S. PATENT DOCUMENTS

206,216	7/1878	Berth	294/149
D. 247,196	2/1978	Mikosz	D3/30.1
D. 275,498	9/1984	Strauss	D21/64
D. 281,289	11/1985	Graham	D3/30.1
2,374,645	5/1945	Borbe	16/110 R






FIG - 1



FIG - 2



FIG - 3




FIG - 4

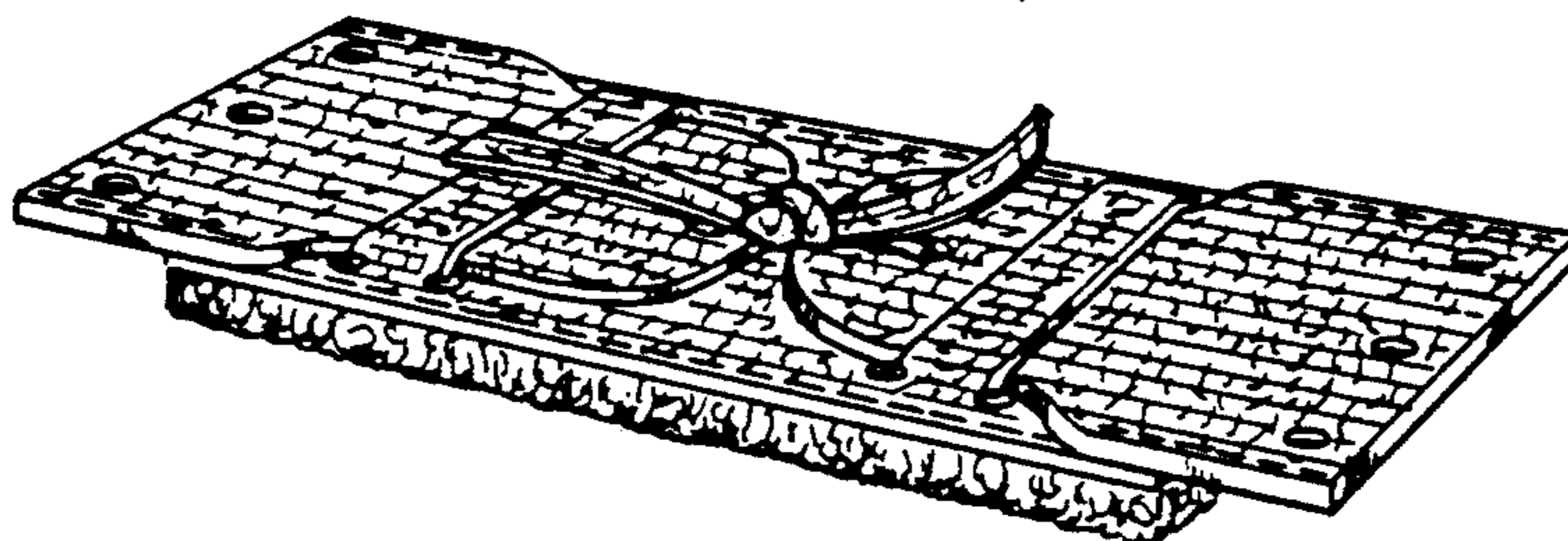


FIG - 5

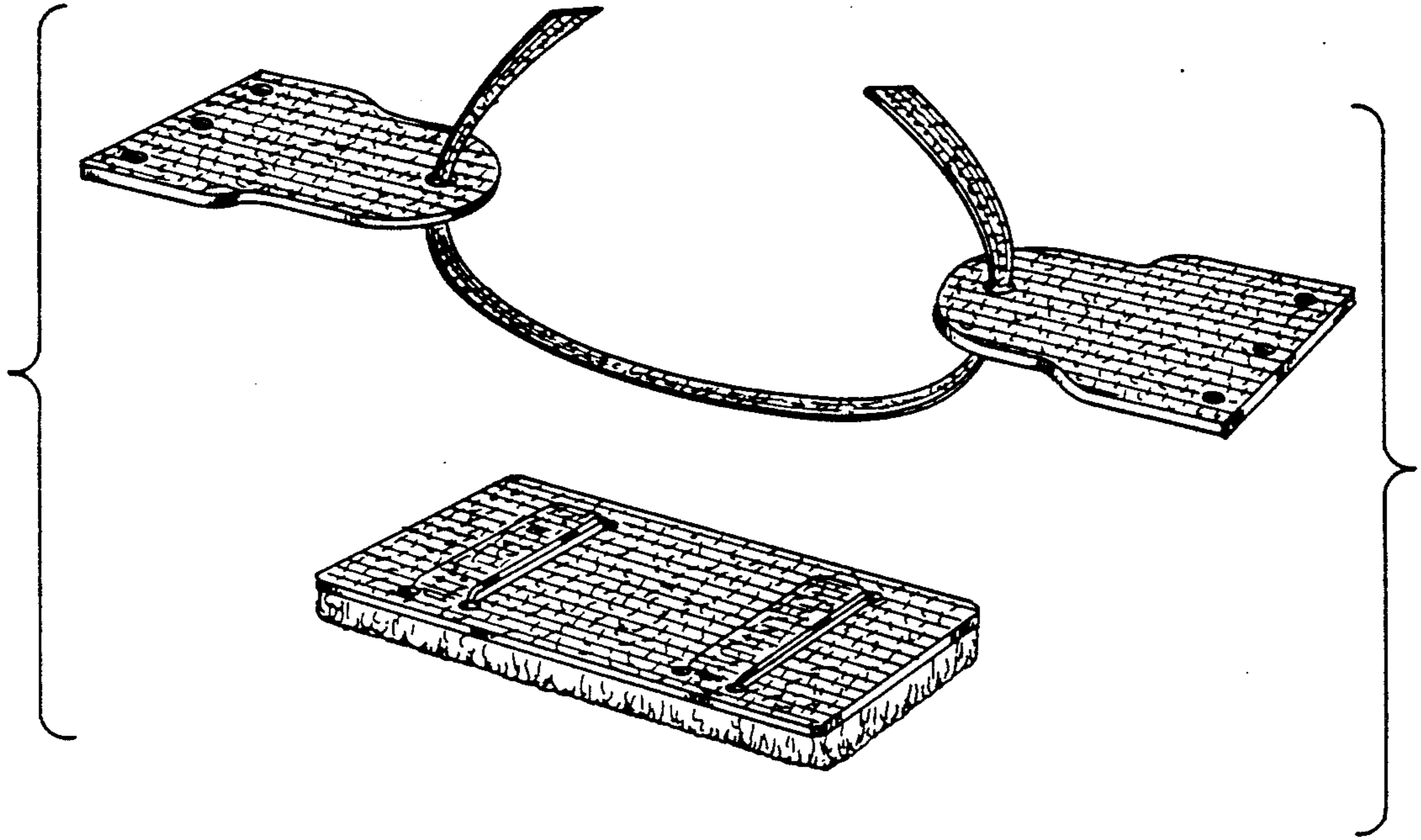


FIG - 6

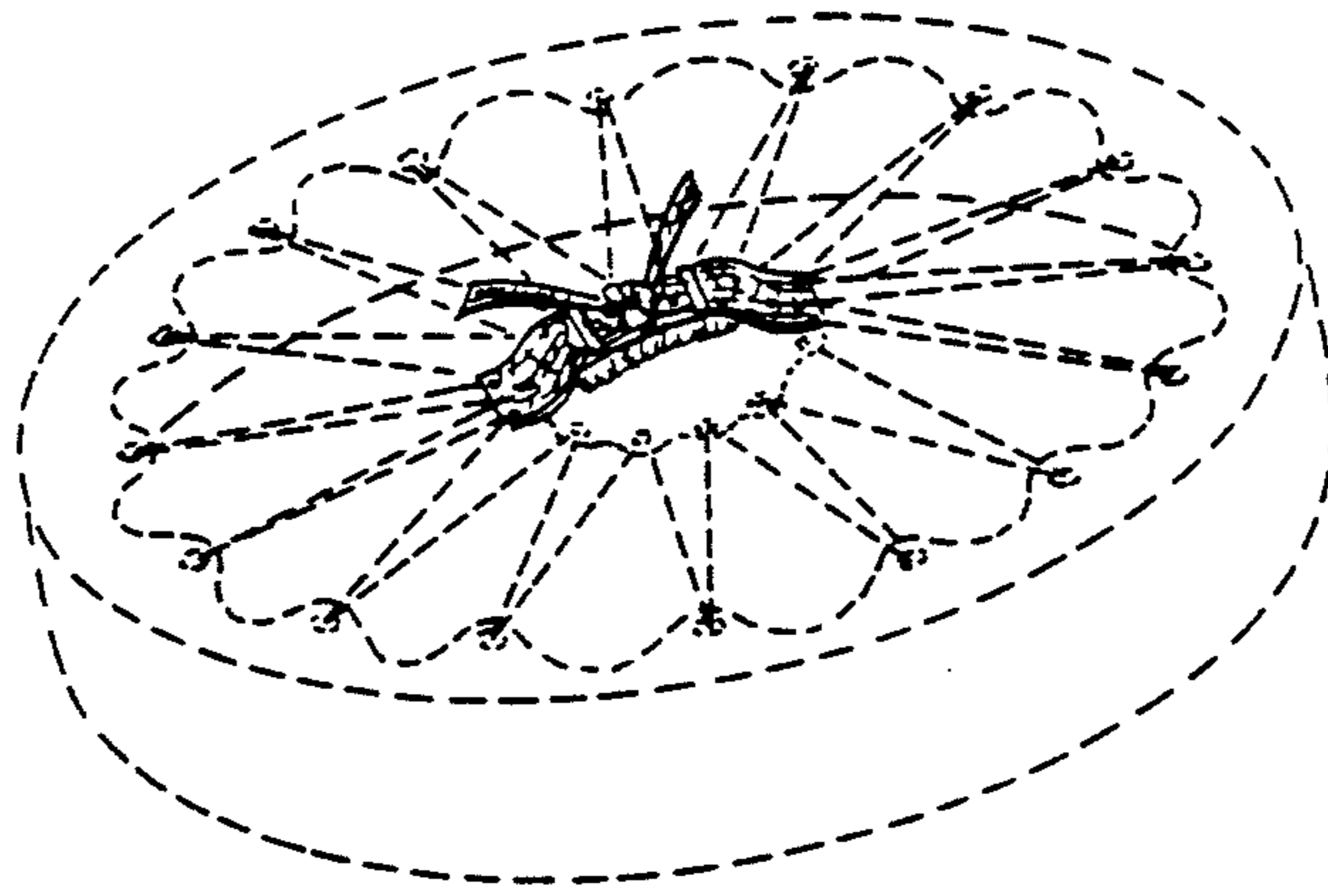


FIG - 7