



US00D348067S

United States Patent [19]

[11] Patent Number: **Des. 348,067**

Lucey et al.

[45] Date of Patent: **** Jun. 21, 1994**

[54] **EARPHONE HOUSING**

[75] Inventors: **Robert E. Lucey**, Sudbury, Mass.;
Lawrence G. Shubert; **Christopher O. Lada**, both of Palo Alto, Calif.;
Christopher Loew, San Francisco, Calif.; **John Ela**, Atkinson, N.H.

[73] Assignee: **Unex Corporation**, Chelmsford, Mass.

[**] Term: **14 Years**

[21] Appl. No.: **892,508**

[22] Filed: **Jun. 2, 1992**

[52] U.S. Cl. **D14/223**

[58] Field of Search 181/129; 379/430, 444;
381/25, 68, 158, 183, 187; D14/205, 206, 223

[56] **References Cited**

U.S. PATENT DOCUMENTS

D. 272,904	3/1984	Kawano	D14/205
D. 315,350	3/1991	Ikeda	D14/223
D. 318,473	7/1991	Miyashita et al.	D14/205
D. 331,062	11/1992	Kanno	D14/223
D. 337,119	7/1993	Taniguchi	D14/223
4,296,829	10/1981	Pedersen	181/129
4,335,281	6/1982	Scott et al.	179/156 A
4,564,955	1/1986	Birch et al.	381/69
4,588,868	5/1986	Bertagna et al.	179/156 R

4,617,431	10/1986	Scott et al.	179/156 A
4,634,816	1/1987	O'Malley et al.	379/430
4,677,675	7/1987	Killion et al.	381/68.2
4,720,857	1/1988	Burris et al.	379/430
4,742,887	5/1988	Yamagishi	381/158
4,893,344	1/1990	Tragardh et al.	381/187
4,917,504	4/1990	Scott et al.	381/187
4,979,586	12/1990	Lazzevoni et al.	381/158

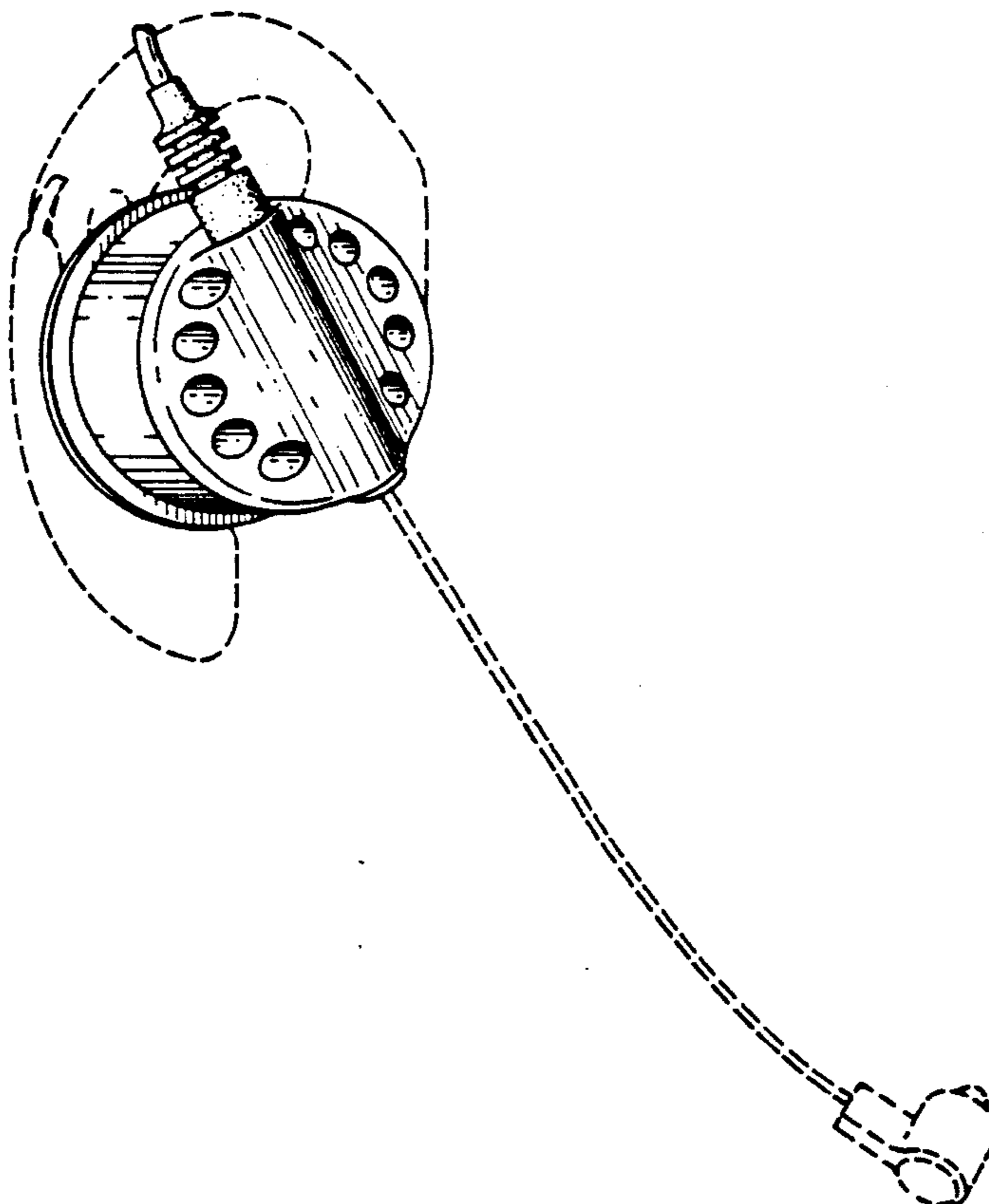
Primary Examiner—Bernard Ansher
Assistant Examiner—Sandra Morris
Attorney, Agent, or Firm—Weingarten, Schurgen,
Gagnebin & Hayes

[57] **CLAIM**

The ornamental design for an earphone housing, as shown and described.

DESCRIPTION

FIG. 1 is a rear perspective view of an earphone housing, showing our new design, the broken line showing of an ear support is for illustrative purposes only, and forms no part of the claimed design;
FIG. 2 is the rear view of the earphone housing;
FIG. 3 is the front view of the earphone housing;
FIG. 4 is the left side view of the earphone housing;
FIG. 5 is the bottom view of the earphone housing;
FIG. 6 is the right side view of the earphone housing; and,
FIG. 7 is the top view of the earphone housing.



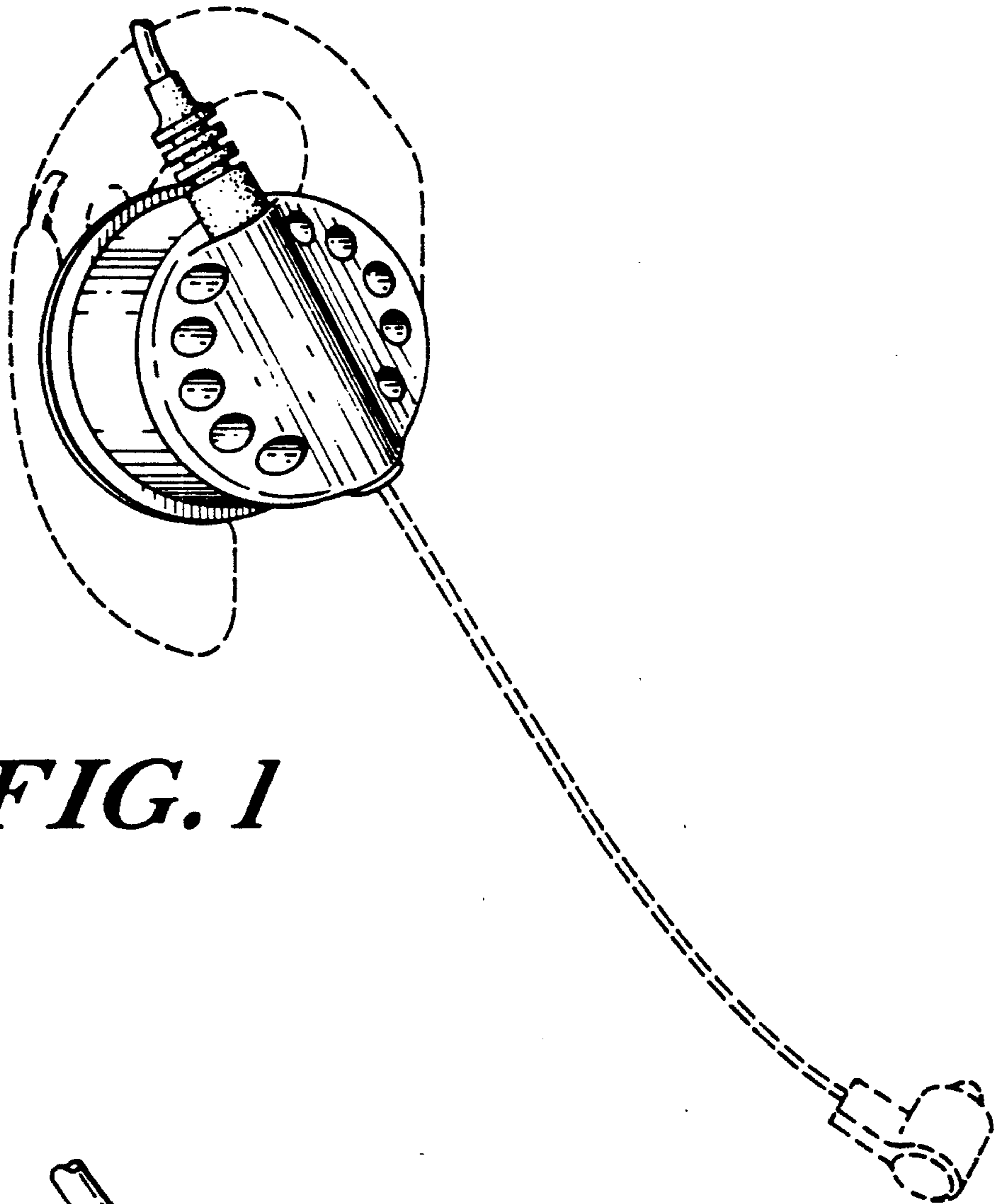


FIG. 1

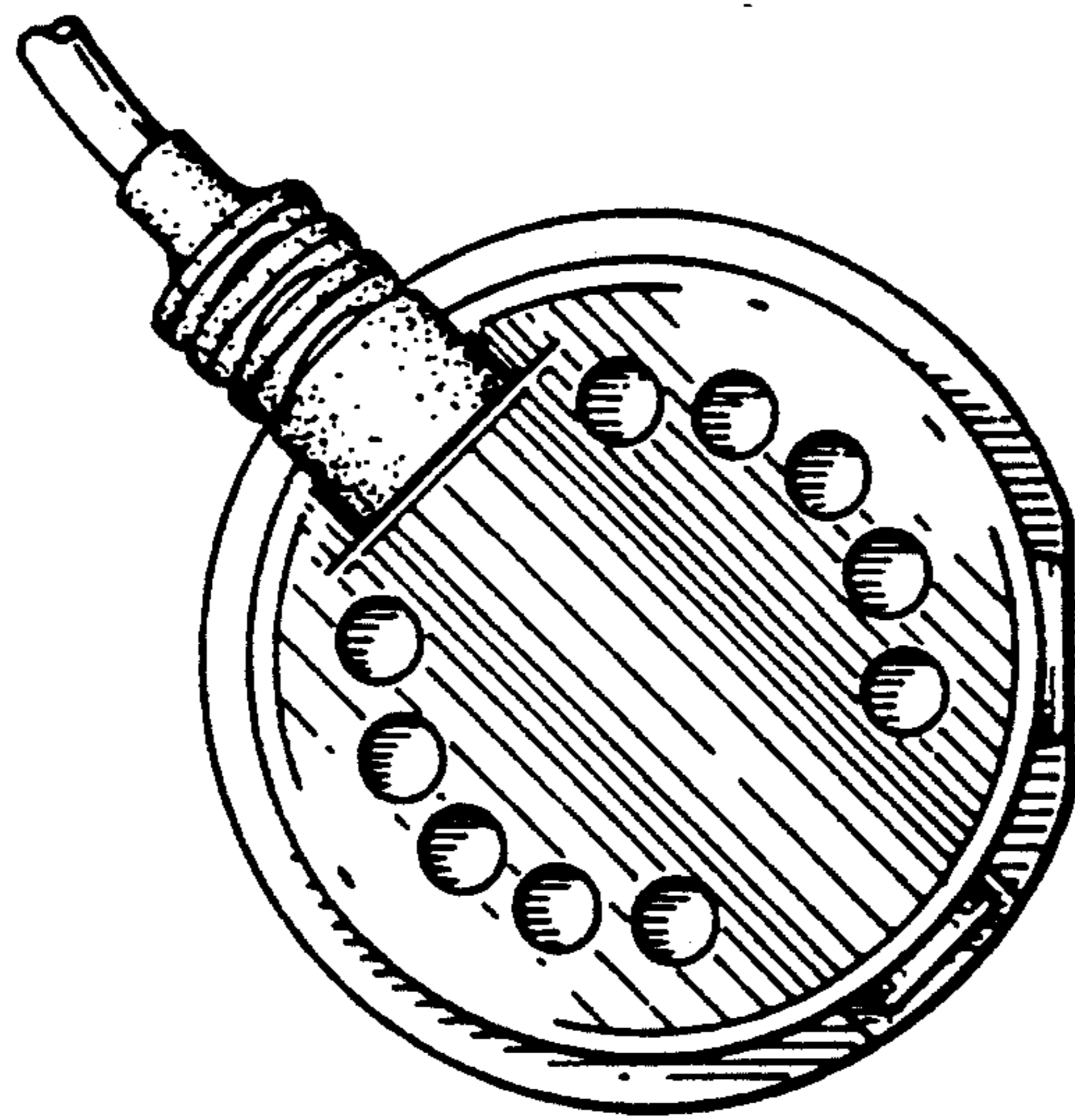


FIG. 2




FIG. 3




FIG. 4




FIG. 5

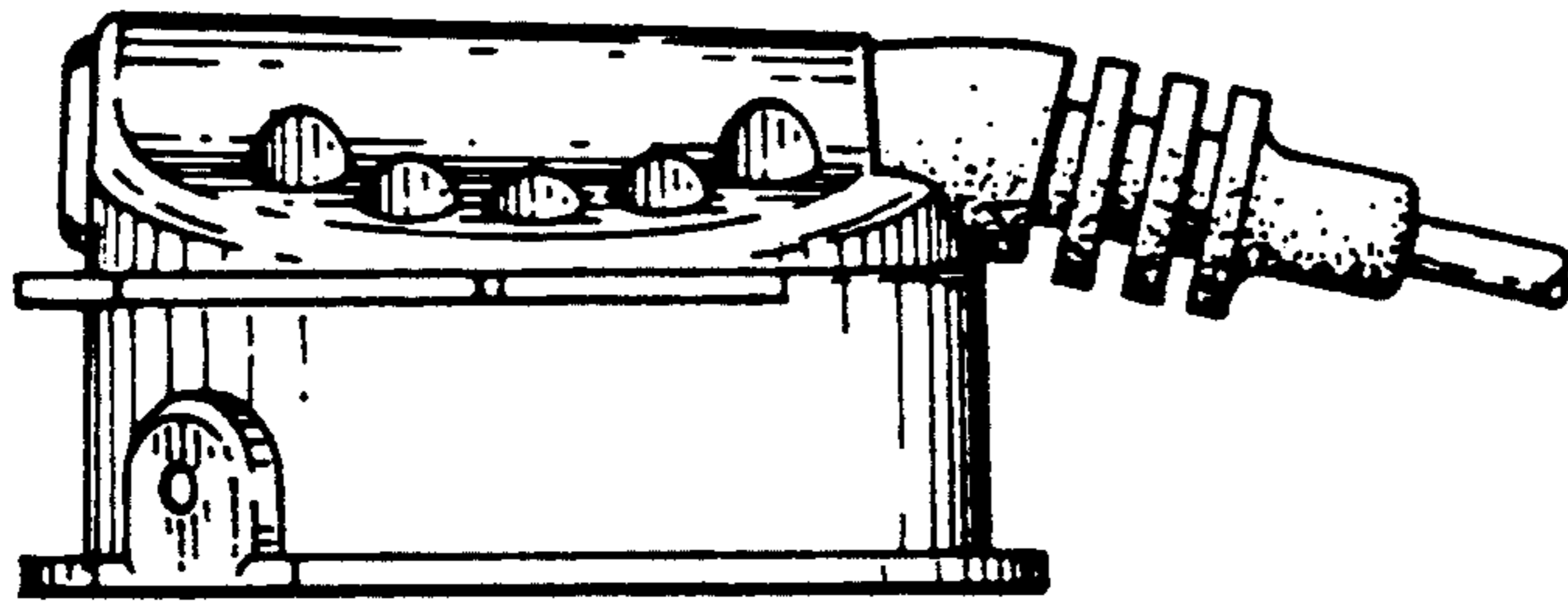


FIG. 6

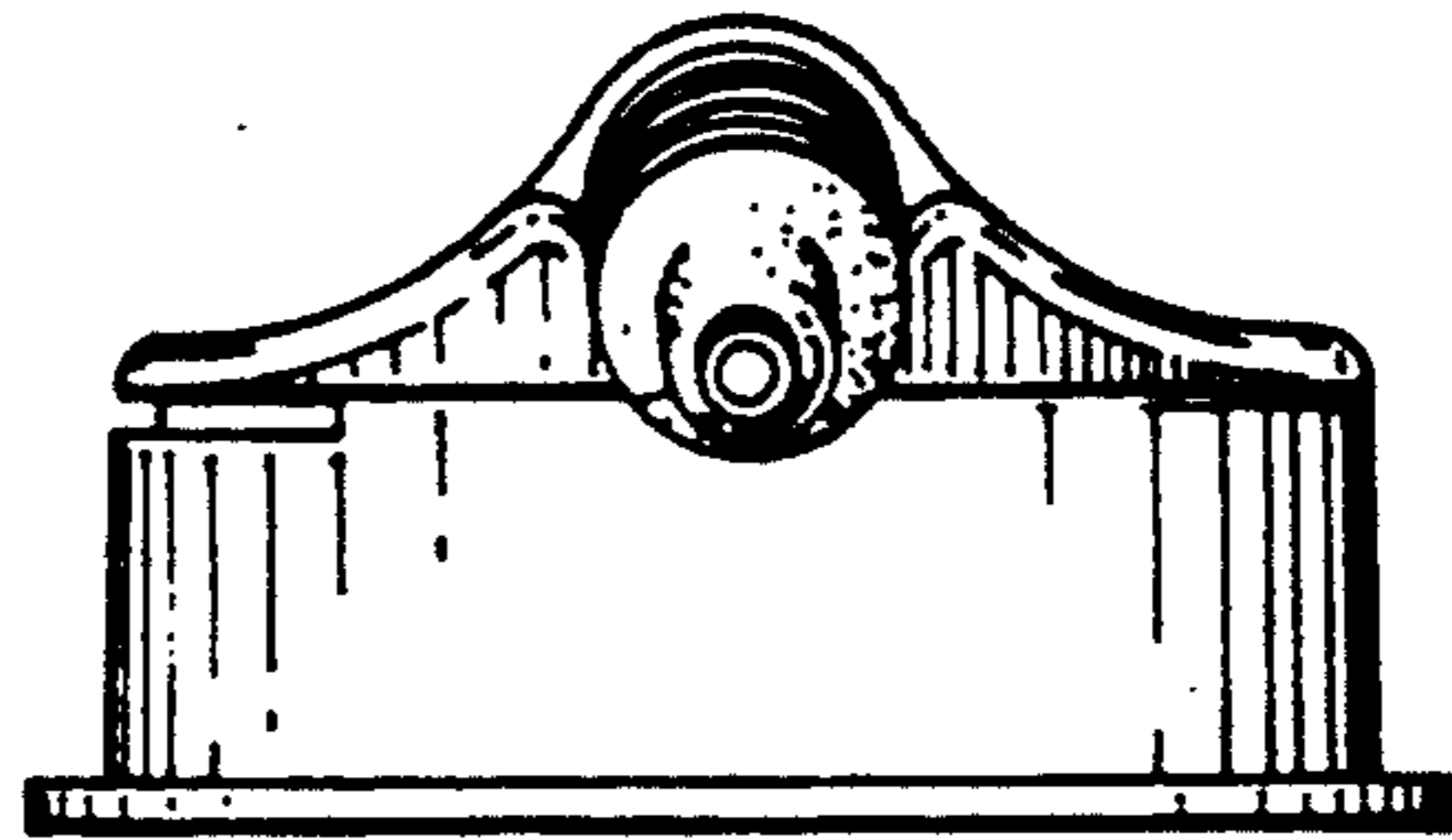


FIG. 7