



US00D348038S

# United States Patent [19]

[11] Patent Number: Des. 348,038

Hu

[45] Date of Patent: \*\* Jun. 21, 1994

[54] DECORATIVE FRAME FOR LICENSE PLATE

[76] Inventor: Ming-Liang Hu, #8, Alley 18, Lane 149, Su Wei St., Yung Kang Hsiang, Tainan Hsien, Taiwan

[\*\*] Term: 14 Years

[21] Appl. No.: 919,568

[22] Filed: Jul. 27, 1992

[52] U.S. Cl. .... D12/193

[58] Field of Search ..... D6/300, 304, 310, 311; 40/200, 209; D12/193

[56] **References Cited**

**U.S. PATENT DOCUMENTS**

- D. 135,034 2/1943 Corwin et al. .... D6/304
- D. 144,304 4/1946 Fisher ..... D6/304
- D. 144,437 4/1946 Ylitaio ..... D6/304
- D. 327,047 6/1992 Corey ..... D12/193

**OTHER PUBLICATIONS**

J. C. Whitney Catalog No. 515, J. ©1990, p. 62, Ea-

gle-Design Licence Plate step for Pickups, Vans, 4x4s & RVs, top center of page.


*Primary Examiner*—James M. Gandy  
*Attorney, Agent, or Firm*—Bacon & Thomas

[57] **CLAIM**

The ornamental design for a decorative frame for license plate, as shown and described.

**DESCRIPTION**

FIG. 1 is a perspective view of a decorative frame for license plate showing my new design;  
 FIG. 2 is a front view thereof on a reduced scale;  
 FIG. 3 is a rear elevational view thereof on a reduced scale;  
 FIG. 4 is a left side elevational view thereof on a reduced scale;  
 FIG. 5 is a right side elevational view thereof on a reduced scale;  
 FIG. 6 is a top plan view thereof on a reduced scale; and,  
 FIG. 7 is a bottom plan view thereof on a reduced scale.



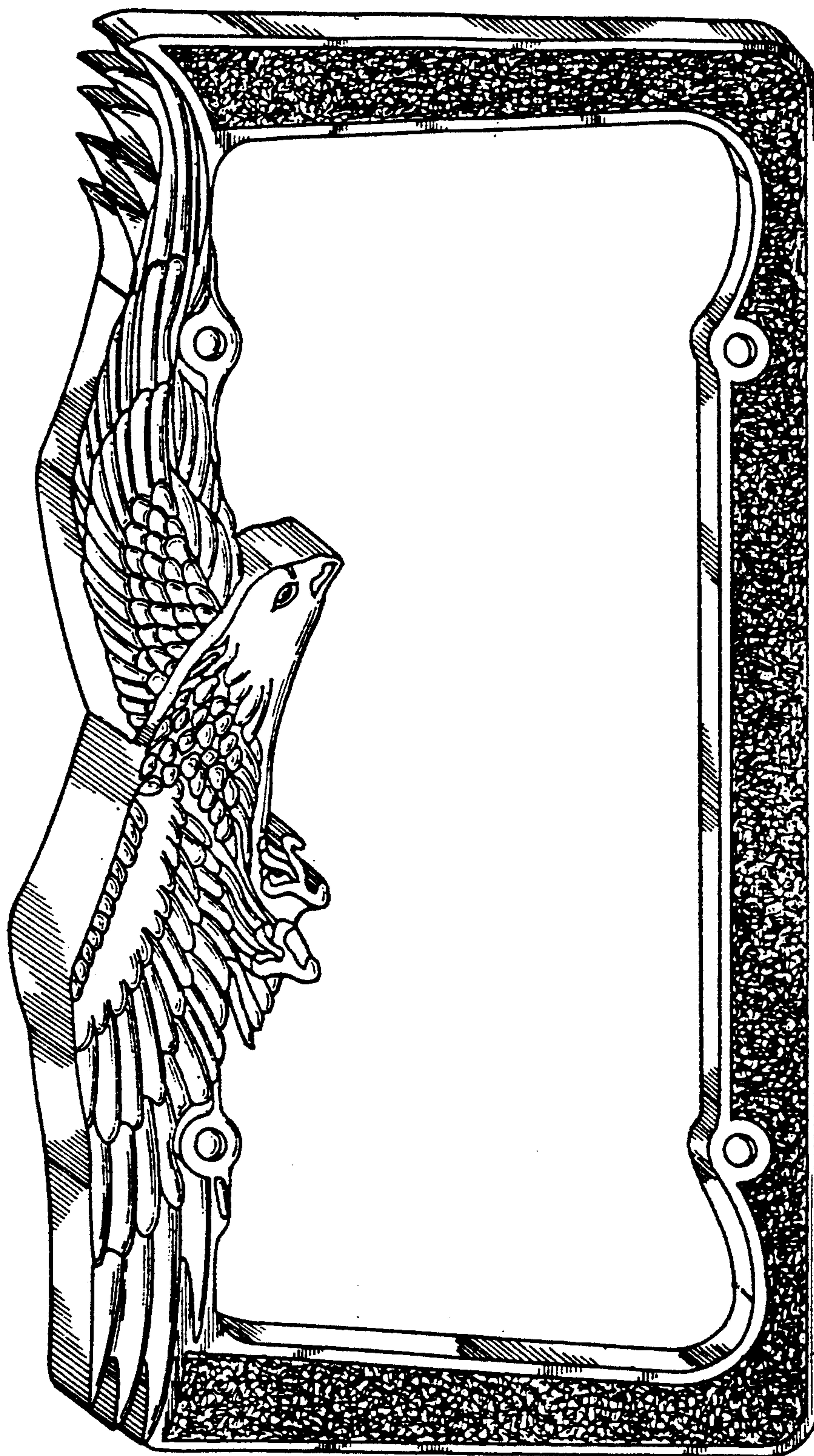


FIG. 1






FIG. 2

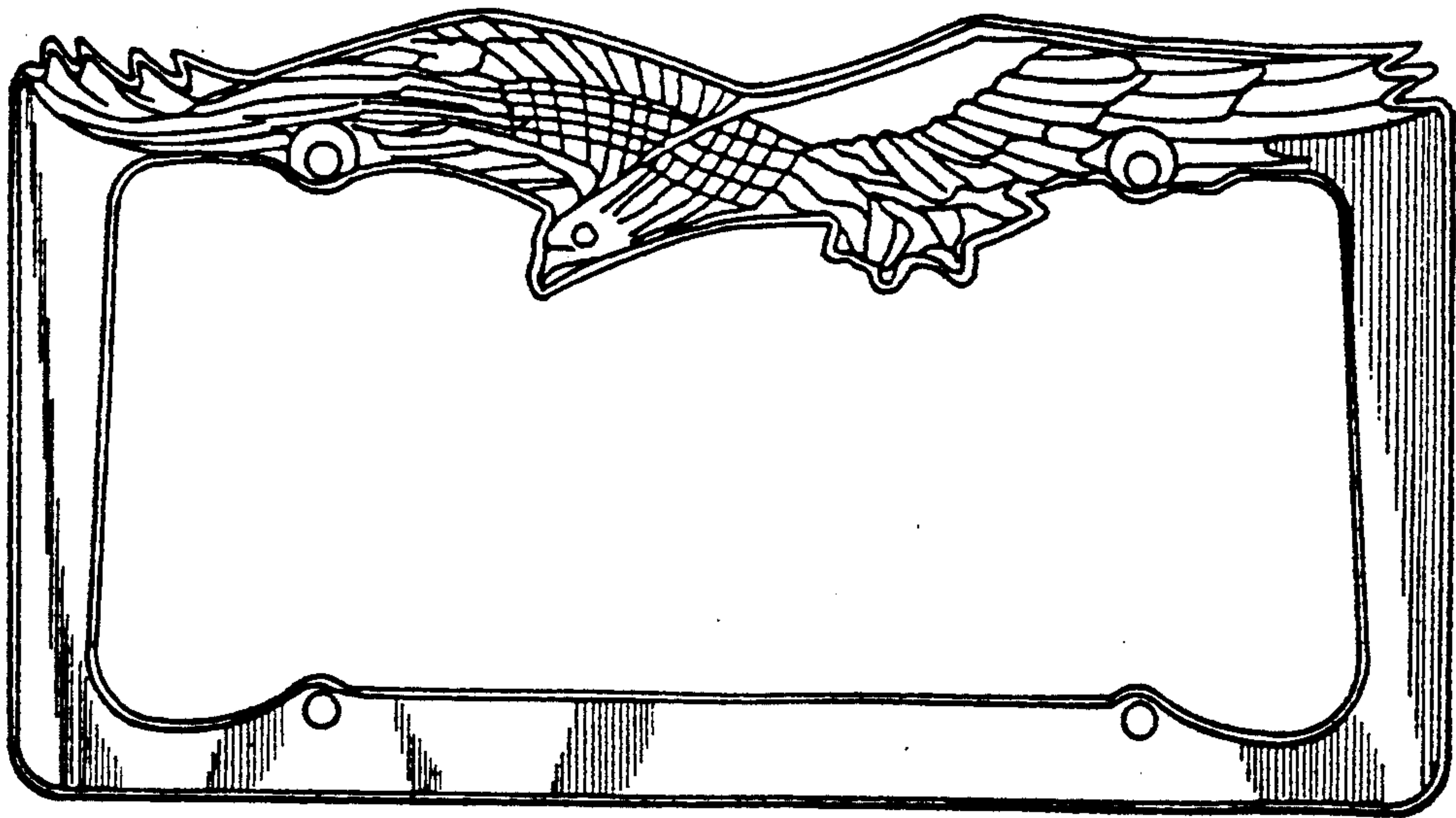


FIG. 3

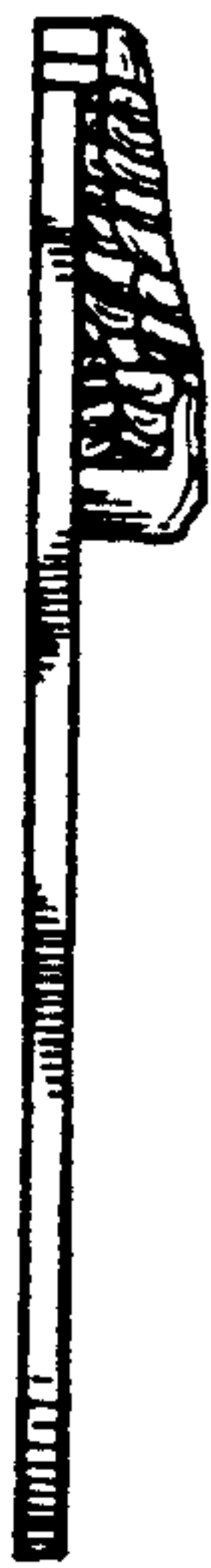


FIG. 4



FIG. 5



FIG. 6




FIG. 7