



US00D348033S

United States Patent [19]

[11] Patent Number: **Des. 348,033**

Croissant

[45] Date of Patent: **** Jun. 21, 1994**

[54] **PNEUMATIC TIRE TREAD AND BUTTRESS**

[75] Inventor: **Bernard Croissant, Bastogne, Belgium**

[73] Assignee: **The Goodyear Tire & Rubber Company, Akron, Ohio**

[*] Notice: **The portion of the term of this patent subsequent to Feb. 21, 2007 has been disclaimed.**

[**] Term: **14 Years**

[21] Appl. No.: **576,896**

[22] Filed: **Sep. 4, 1990**

[52] U.S. Cl. **D12/147**

[58] Field of Search **152/209 R, 209 B, 209 D; D12/141-143, 145-151**

[56] **References Cited**

U.S. PATENT DOCUMENTS

D. 206,848 1/1967 Berry D12/147
D. 247,486 3/1978 Lamb D12/146

D. 271,755 12/1983 Ricquet D12/147
D. 279,364 6/1985 Kusube D12/146
D. 284,179 6/1986 Kemp D12/147
D. 288,080 2/1987 Koyama D12/146
4,282,915 8/1981 Fontaine 152/209 R
4,461,334 7/1984 Tansei et al. 152/209 R

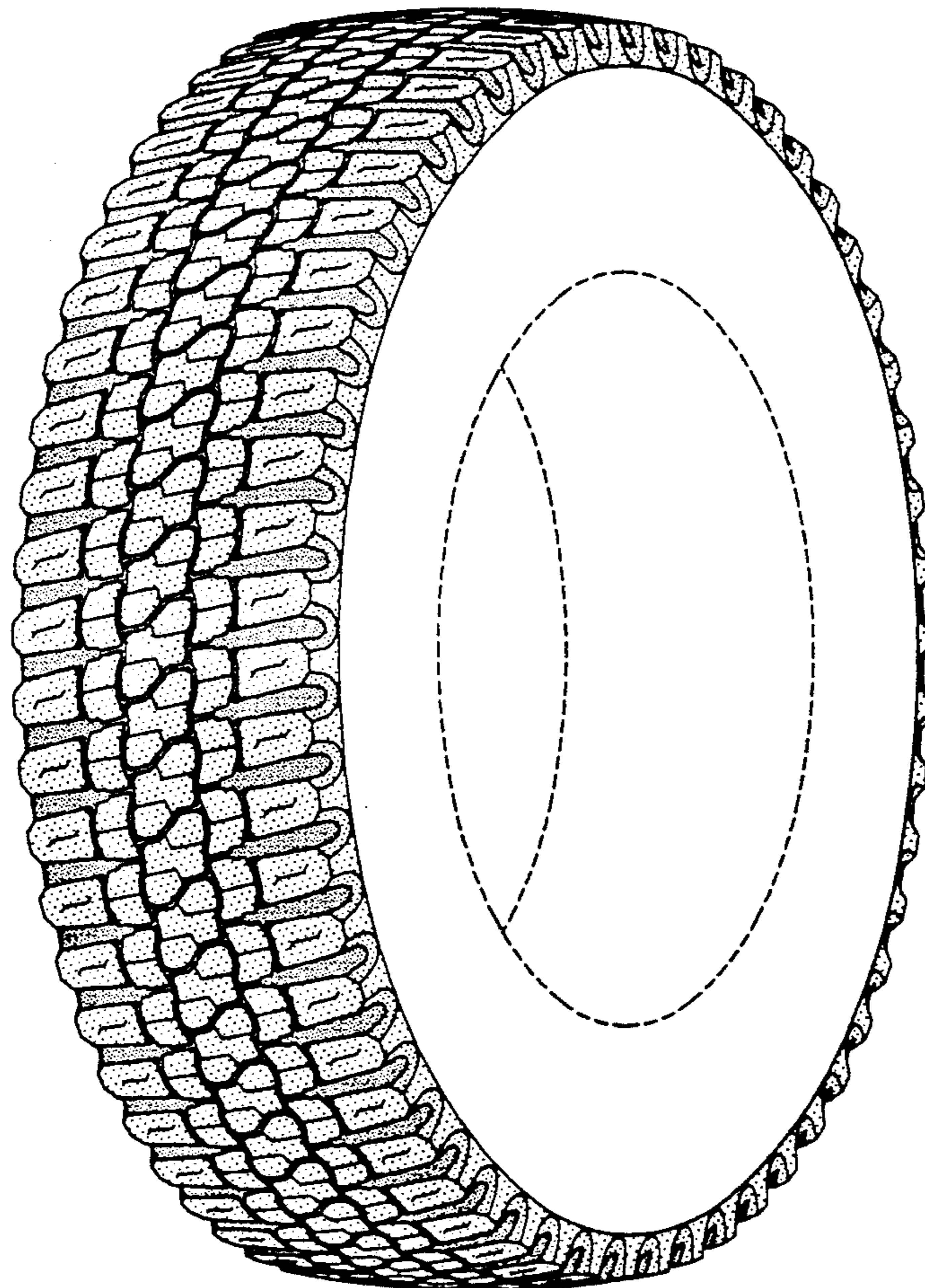
Primary Examiner—James M. Gandy
Attorney, Agent, or Firm—T. P. Lewandowski

[57] **CLAIM**

The ornamental design for a pneumatic tire tread and buttress, as shown and described.

DESCRIPTION

FIG. 1 is a perspective view of a pneumatic tire tread and buttress showing my new design, it being understood that the pattern is repeated throughout the circumference of the tread and buttress, the opposite side being substantially the same as that shown; FIG. 2 is a front elevational view thereof; and, FIG. 3 is a fragmentary side elevational view thereof. The broken line showing of environmental structure in the drawing is for illustrative purposes only and forms no part of the claimed design.



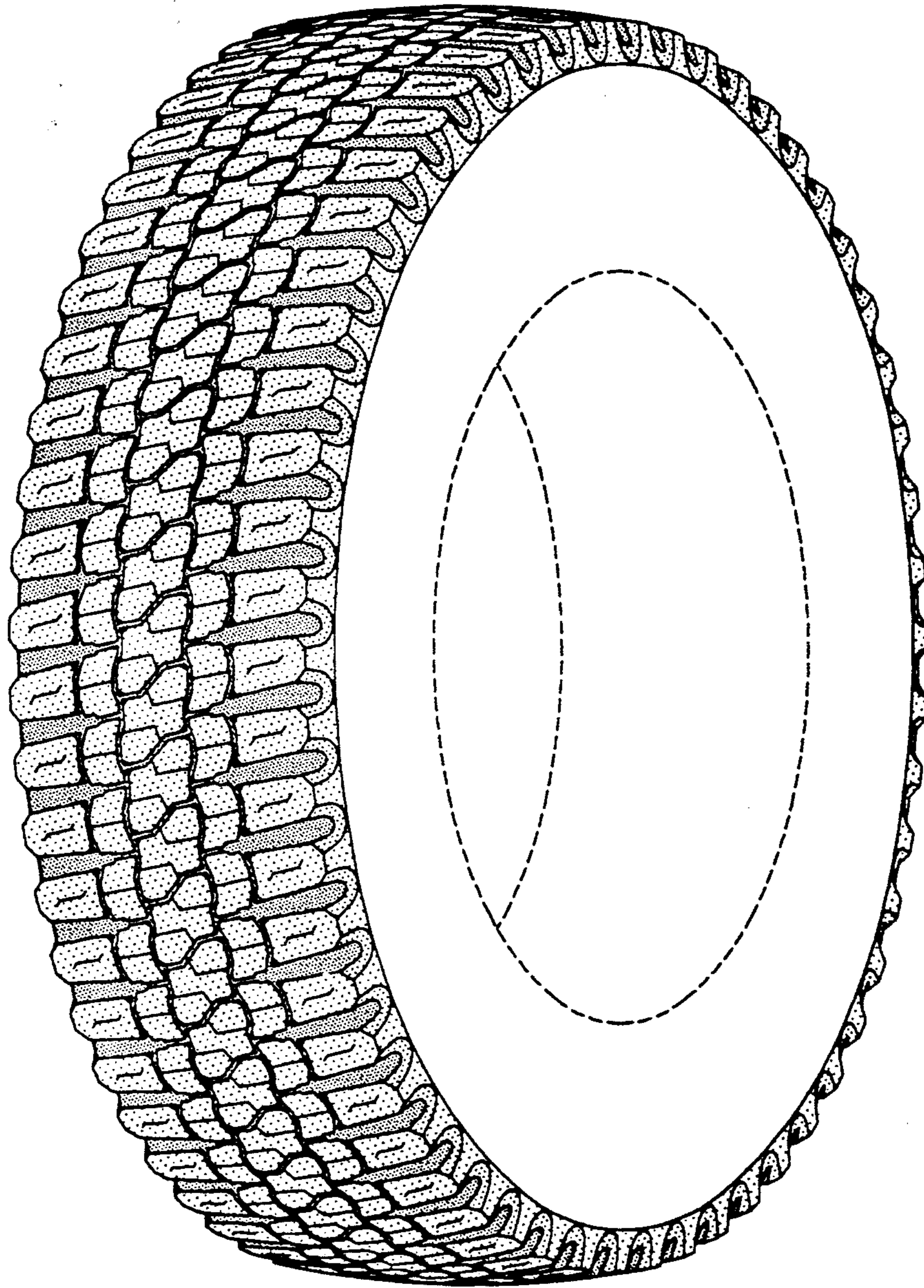


FIG-1




FIG-2

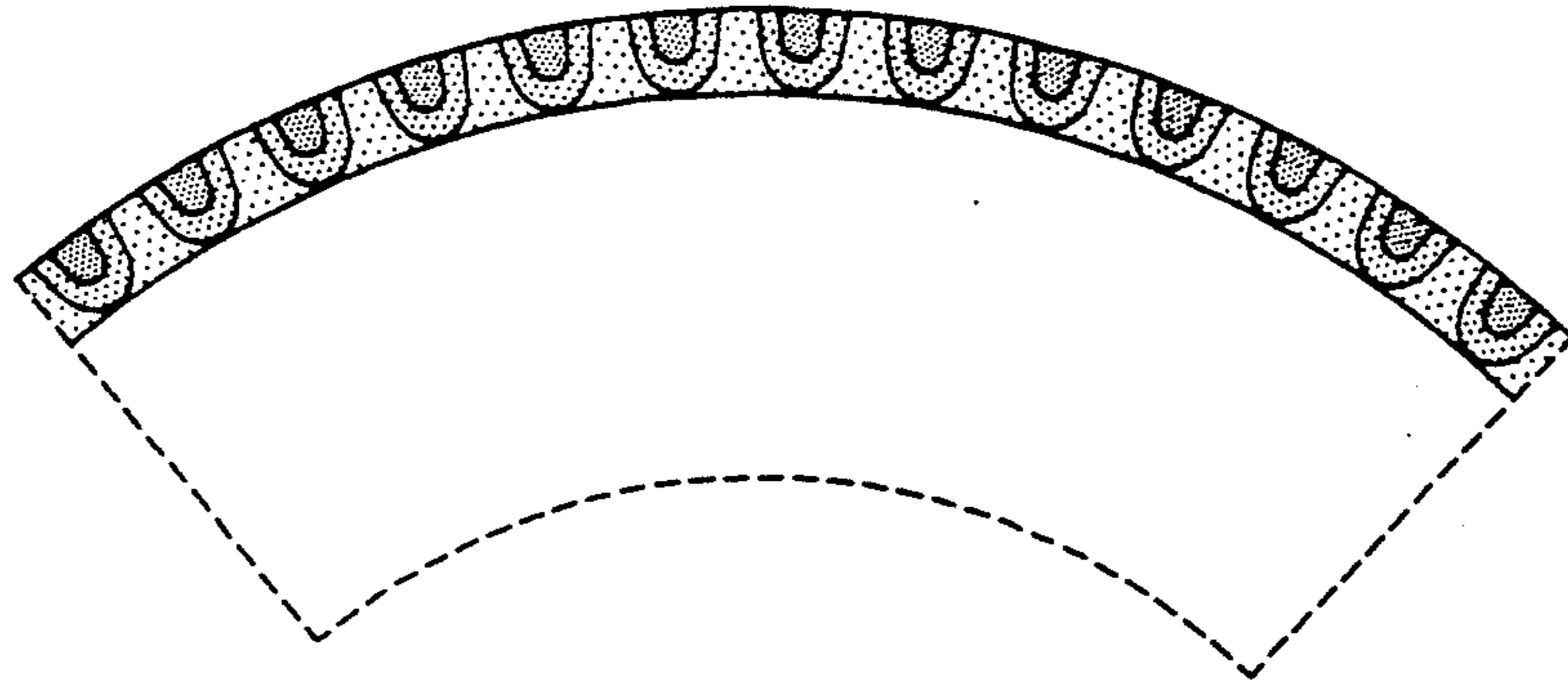


FIG-3