



US00D348011S

United States Patent [19]

[11] Patent Number: **Des. 348,011**

Houlihan

[45] Date of Patent: **** Jun. 21, 1994**

[54] **COMBINED DIGITAL WRISTWATCH AND STRAP**

D. 330,166 10/1992 Park D10/38 X
D. 331,020 11/1992 Tshii et al. D10/30 X
D. 331,021 11/1992 Ishii et al. D10/30 X

[75] Inventor: **John T. Houlihan, Watertown, Conn.**

Primary Examiner—Nelson C. Holtje
Assistant Examiner—Martie Thompson
Attorney, Agent, or Firm—William C. Crutcher

[73] Assignee: **Timex Corporation, Middlebury, Conn.**

[**] Term: **14 Years**

[57] **CLAIM**

[21] Appl. No.: **833,389**

The ornamental design for a combined digital wristwatch and strap, as shown and described.

[22] Filed: **Feb. 10, 1992**

DESCRIPTION

[52] U.S. Cl. **D10/32; D10/38**

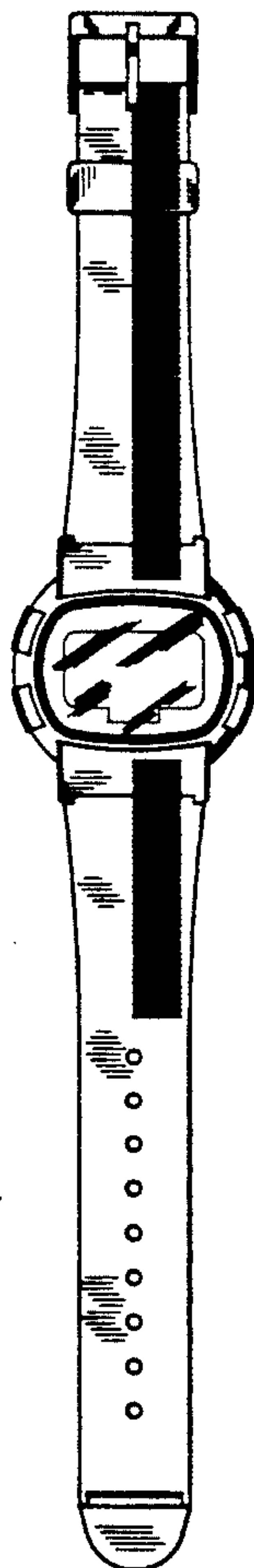
[58] Field of Search 368/82-84,
368/239-242, 276, 277, 280-282, 285, 318, 322,
323, 10; D10/1-29, 30-39, 40, 122-132

FIG. 1 is a top plan view of a combined digital wristwatch and strap showing my new design;
FIG. 2 is a right side elevational view thereof, the left side elevational view being a mirror image thereof;
FIG. 3 is a bottom plan view thereof;
FIG. 4 is an enlarged top plan view of the wristwatch of FIG. 1 with the strap member removed for convenience of illustration;
FIG. 5 is a front elevational view of FIG. 4, the rear view being a mirror image thereof;
FIG. 6 is a bottom plan view of FIG. 4; and,
FIG. 7 is a right side elevational view of FIG. 4, the left side being a mirror image thereof.

[56] **References Cited**

U.S. PATENT DOCUMENTS

D. 269,953 8/1983 Fukumura D10/39
D. 271,473 11/1983 Dobashi D10/38
D. 293,417 12/1987 Sakamaki D10/38 X
D. 300,210 3/1989 Houlihan D10/30 X
D. 301,692 6/1989 Wakamatsu D10/38
D. 325,530 4/1992 Moriai D10/30 X



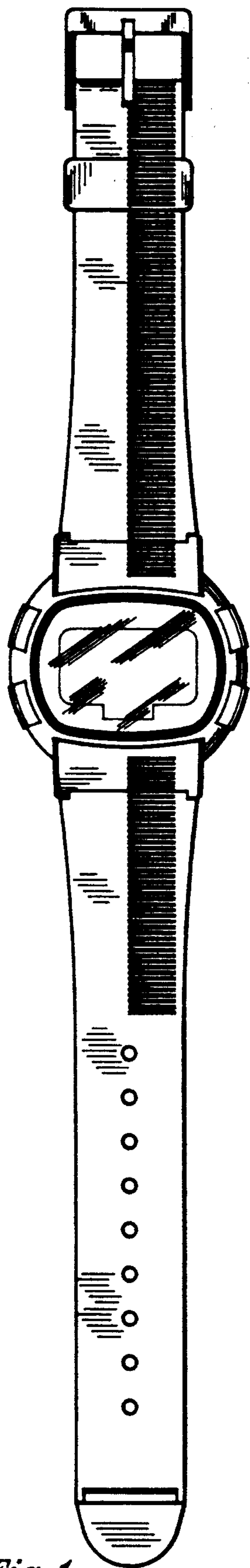


Fig. 1



Fig. 2

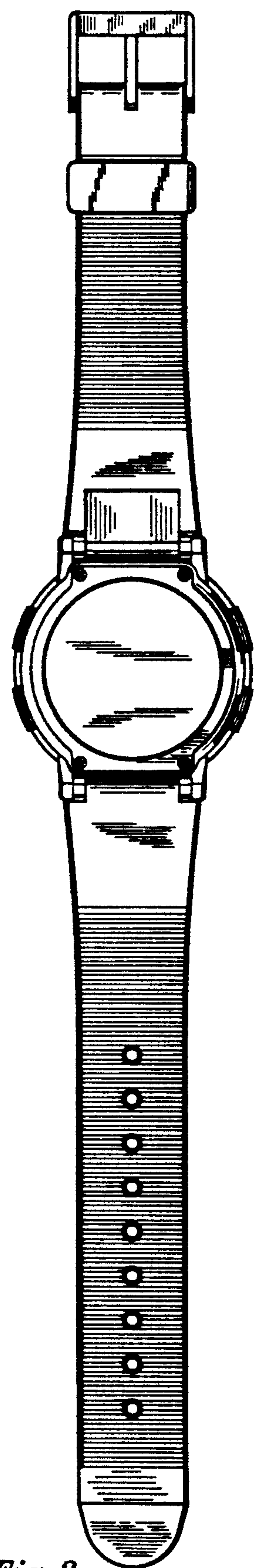


Fig. 3

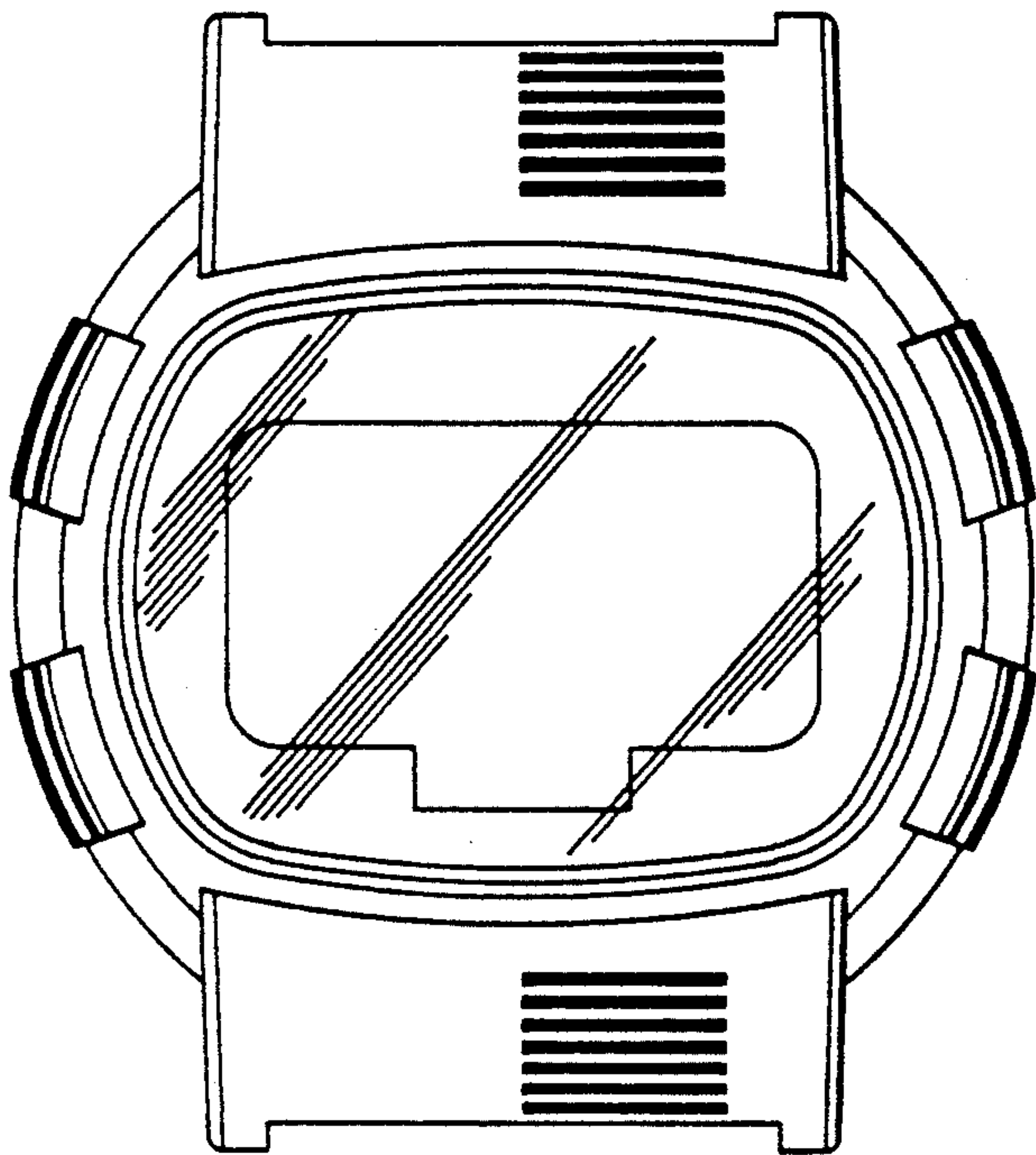


Fig. 4

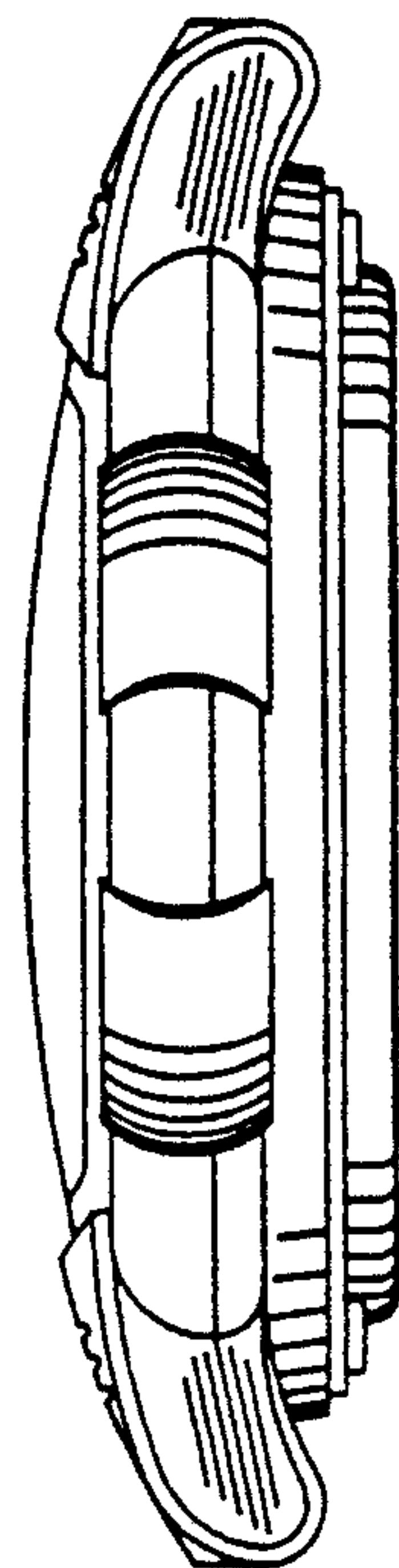


Fig. 7




Fig. 5

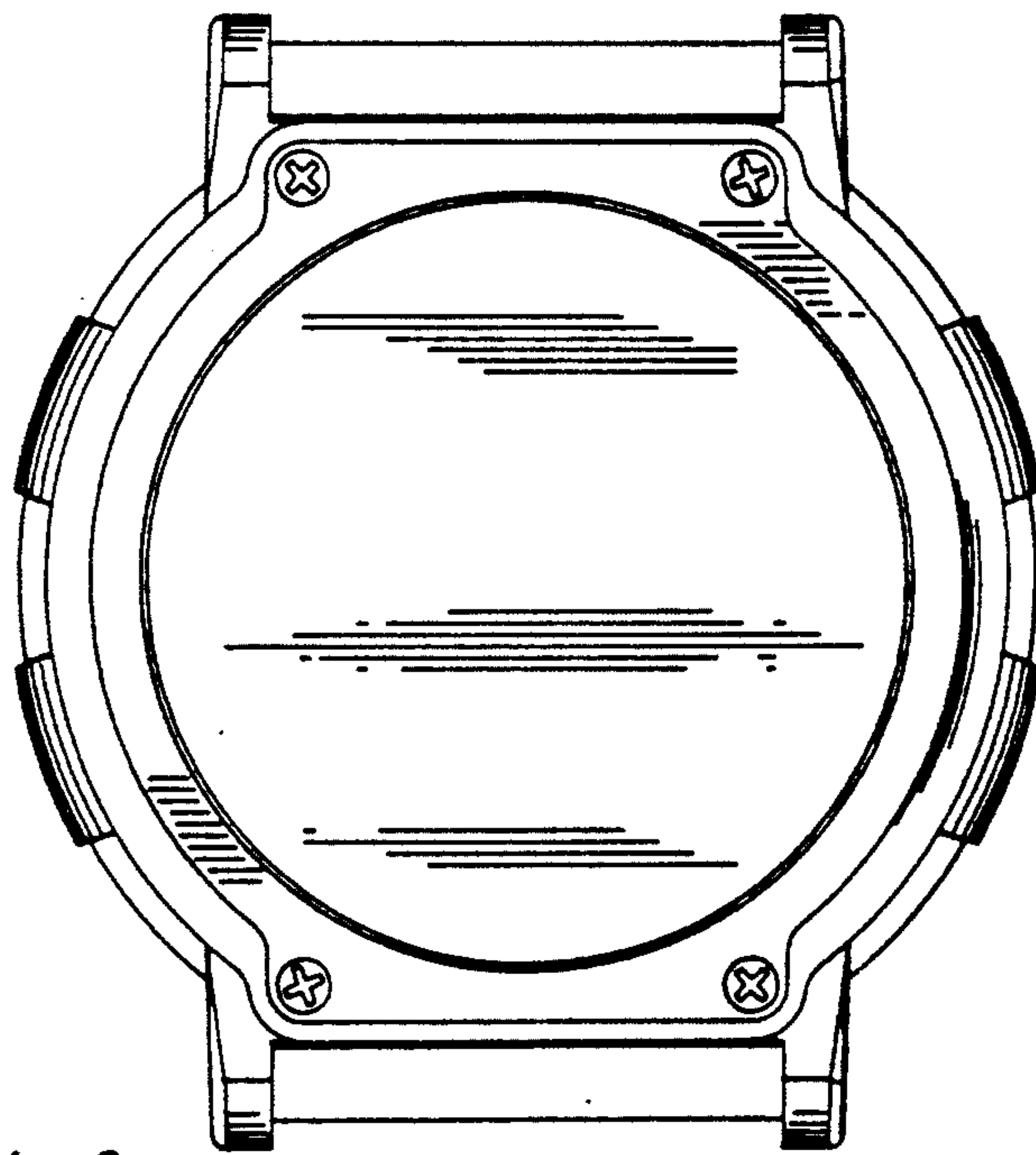


Fig. 6