



US00D348010S

United States Patent [19]
Riley

[11] **Patent Number: Des. 348,010**

[45] **Date of Patent: ** Jun. 21, 1994**

[54] **ANALOG WATCH CASE**

[75] **Inventor: Judith Riley, Goshen, Conn.**

[73] **Assignee: Timex Corporation, Middlebury, Conn.**

[**] **Term: 14 Years**

[21] **Appl. No.: 927,354**

[22] **Filed: Aug. 10, 1992**

[52] **U.S. Cl. D10/30; D10/38**

[58] **Field of Search 368/276, 277, 280-282, 368/285; D10/1-40, 122-132**

[56] **References Cited**

U.S. PATENT DOCUMENTS

D. 301,692 6/1989 Wakamatsu D10/38
3,039,263 6/1962 Wyler 368/282

OTHER PUBLICATIONS

European Jeweler—Jun. 1988—p. 55—watch at top-left.
European Jeweler (U.Z.)—Jul. 1983—p. 59—watches at bottom.

European Jeweler—Apr. 1982—p. 58—watch at bottom-left.

Primary Examiner—Nelson C. Holtje
Attorney, Agent, or Firm—William C. Crutcher

[57] **CLAIM**

The ornamental design for a analog watch case, as shown and described.

DESCRIPTION

FIG. 1 is a top plan view of my analog watch case;
FIG. 2 is a left side elevational view thereof;
FIG. 3 is a right side elevational view thereof;
FIG. 4 is a front end elevational view thereof, the back end elevational view being an identical mirror image thereof; and,
FIG. 5 is a bottom plan view thereof.

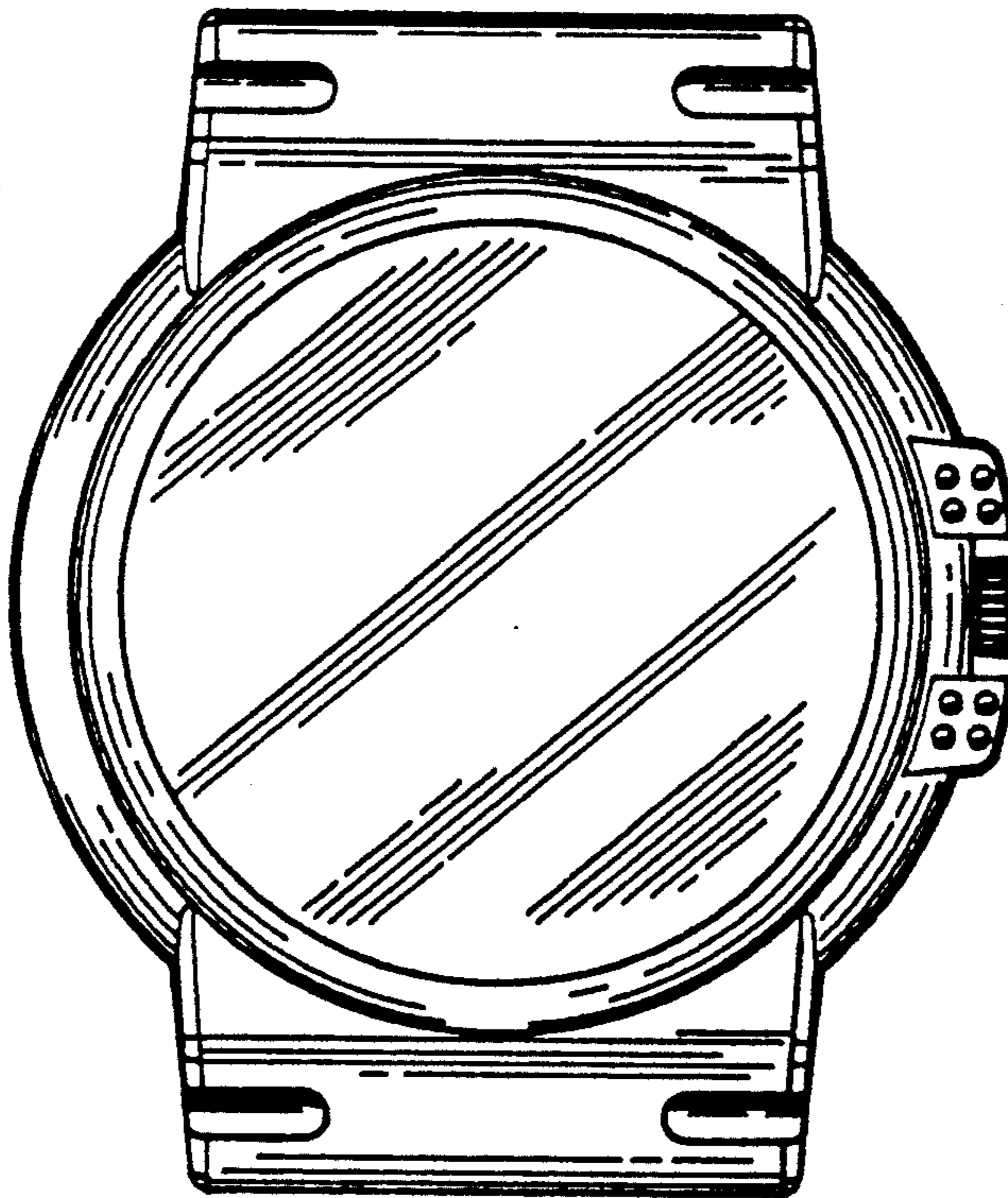




Fig. 2

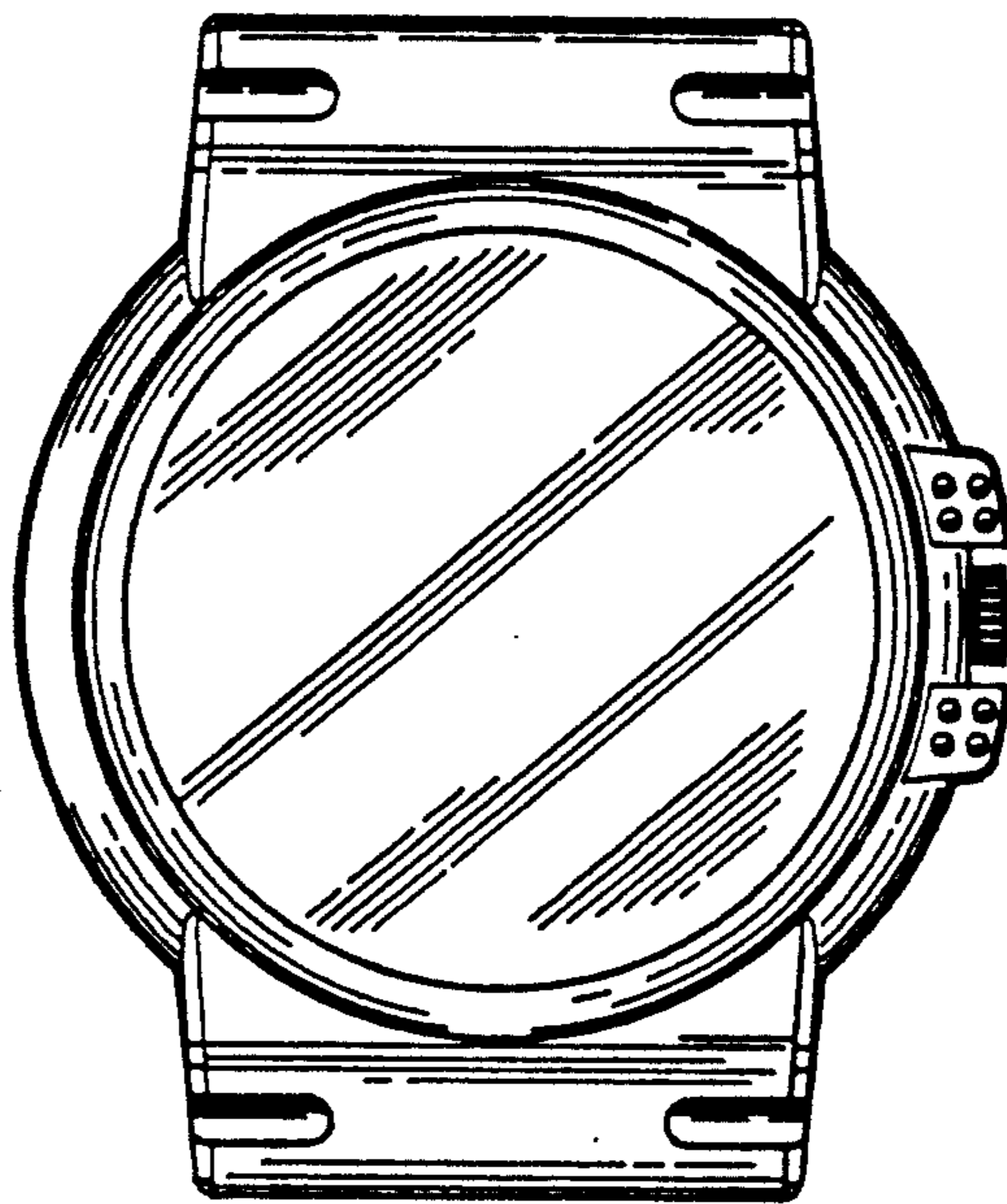


Fig. 1




Fig. 3




Fig. 4

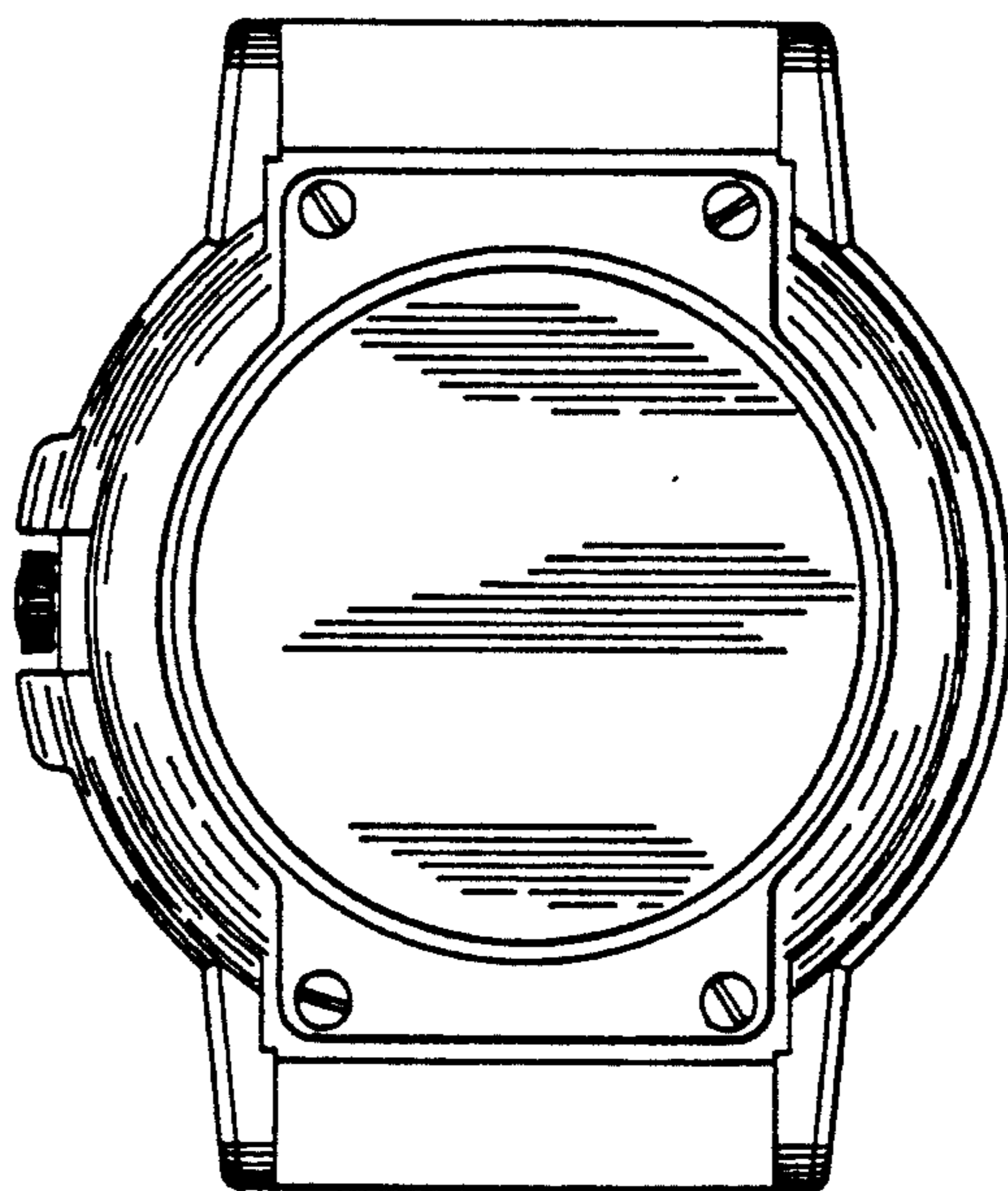


Fig. 5