



US00D347995S

# United States Patent [19]

[11] Patent Number: **Des. 347,995**

Schurig

[45] Date of Patent: **\*\* Jun. 21, 1994**

[54] **DISPENSING CONTAINER**

4,928,852 5/1990 Guiffroy ..... 222/107  
5,063,057 11/1991 Spellman et al. .

[75] Inventor: **Gregory A. Schurig, Clearwater, Fla.**

### OTHER PUBLICATIONS

[73] Assignee: **R.P. Scherer Corporation, Troy, Mich.**

Modern Packaging; Sep. 1953; p. 187.  
Packaging; Dec. 1985; p. 60.

[\*\*] Term: **14 Years**

*Primary Examiner*—Bernard Ansher  
*Assistant Examiner*—M. Siegel  
*Attorney, Agent, or Firm*—Allegretti & Witcoff, Ltd.

[21] Appl. No.: **2,664**

[22] Filed: **Dec. 18, 1992**

[52] U.S. Cl. .... **D9/306; D9/302**

### [57] CLAIM

[58] Field of Search ..... **D9/302, 305, 306;  
206/484, 528; 222/206, 209, 158, 326, 565;  
D24/115-117, 119**

The ornamental design for the dispensing container, as shown and described.


### [56] References Cited

### DESCRIPTION

#### U.S. PATENT DOCUMENTS

D. 210,818	4/1968	Caliman	.....	D9/302	X
D. 212,150	9/1968	Caliman	.....	D9/302	X
D. 248,732	8/1978	Vollmar	.....	D9/302	
587,327	8/1897	Planten	.		
2,134,489	10/1938	Scherer	.		
2,397,051	3/1946	Scherer	.		
4,502,616	3/1985	Meierhoefer	.....	206/484	X

FIG. 1 is a perspective view of a dispensing container showing my new design;  
FIG. 2 is a top plan view thereof, the undisclosed opposite side being identical;  
FIG. 3 is a front elevational view thereof, the undisclosed opposite side being identical;  
FIG. 4 is a left end view thereof;  
FIG. 5 is a right end view thereof; and,  
FIG. 6 is a cross section taken on line 6—6 of FIG. 2.






Fig. 2

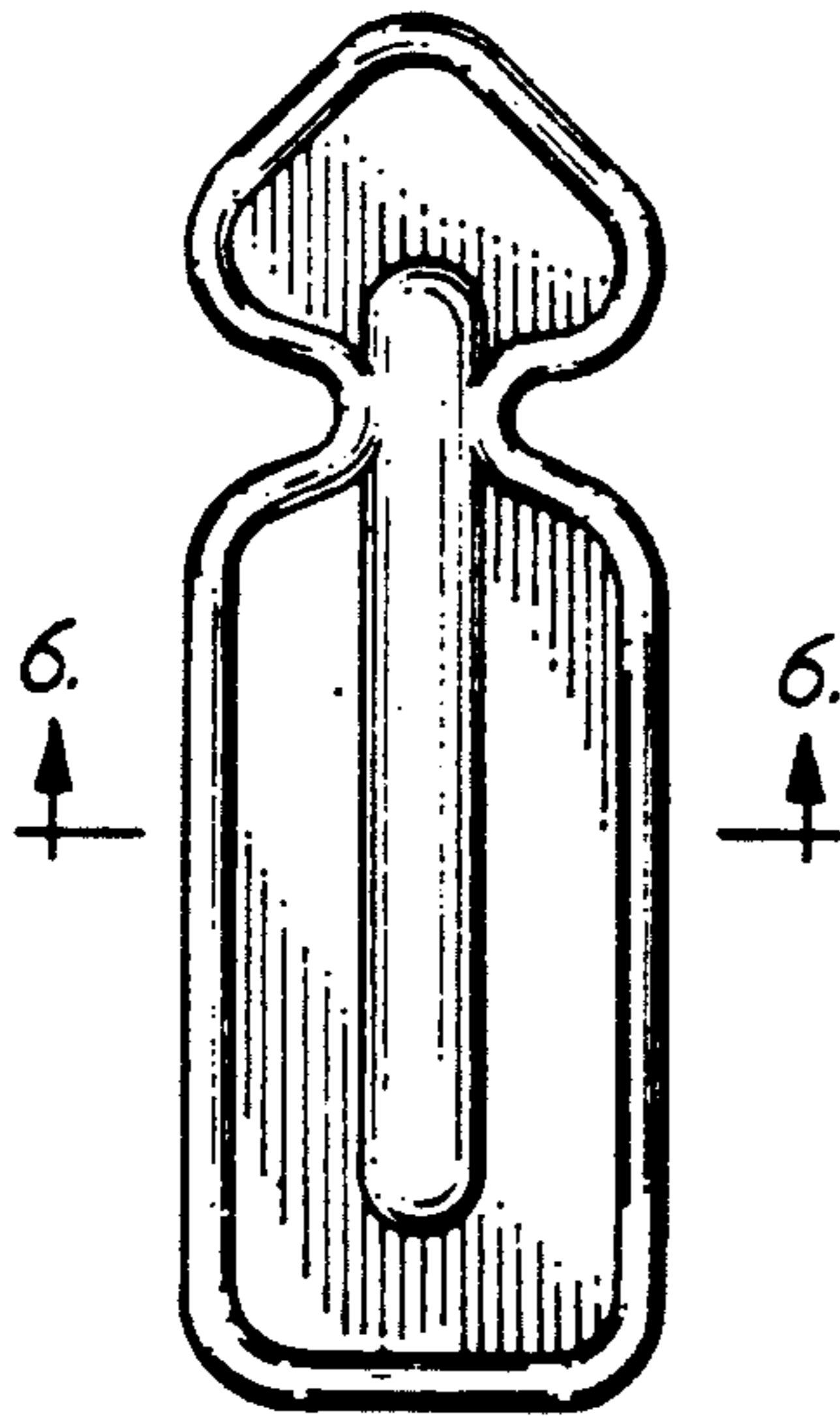


Fig. 3



Fig. 4



Fig. 5



Fig. 6