



US00D347967S

# United States Patent [19]

[11] Patent Number: **Des. 347,967**

Munari

[45] Date of Patent: **\*\* Jun. 21, 1994**

[54] **PAN HANDLE**

[75] Inventor: **Francesco Munari, Cardano Al Campo, Italy**

[73] Assignee: **La Termoplastic F.B.M. S.r.L., Italy**

[\*\*] Term: **14 Years**

[21] Appl. No.: **9,727**

[22] Filed: **Jun. 18, 1993**

[30] **Foreign Application Priority Data**

Dec. 23, 1992 [IT] Italy ..... MI92 0000843

[52] U.S. Cl. .... **D7/395**

[58] Field of Search ..... D7/393, 395, 354, 361;  
16/110 R, 110 A; 220/912, 752

[56] **References Cited**

**U.S. PATENT DOCUMENTS**

D. 177,624 5/1956 Hvale ..... D7/395

D. 200,489 3/1965 Munson et al. .... D7/395  
D. 295,137 4/1988 Baumgarten ..... D7/395  
3,192,623 7/1965 Guerrero ..... D7/395 X


*Primary Examiner*—Alan P. Douglas  
*Assistant Examiner*—Caron D. Veynar  
*Attorney, Agent, or Firm*—Steinberg, Raskin & Davidson

[57] **CLAIM**

The ornamental design for a pan handle, as shown.

**DESCRIPTION**

FIG. 1 is a perspective view of a pan handle showing my new design;  
FIG. 2 is a bottom view thereof;  
FIG. 3 is a front view thereof;  
FIG. 4 is a right side view thereof;  
FIG. 5 is a rear view thereof;  
FIG. 6 is a top view thereof; and,  
FIG. 7 is a left side thereof.



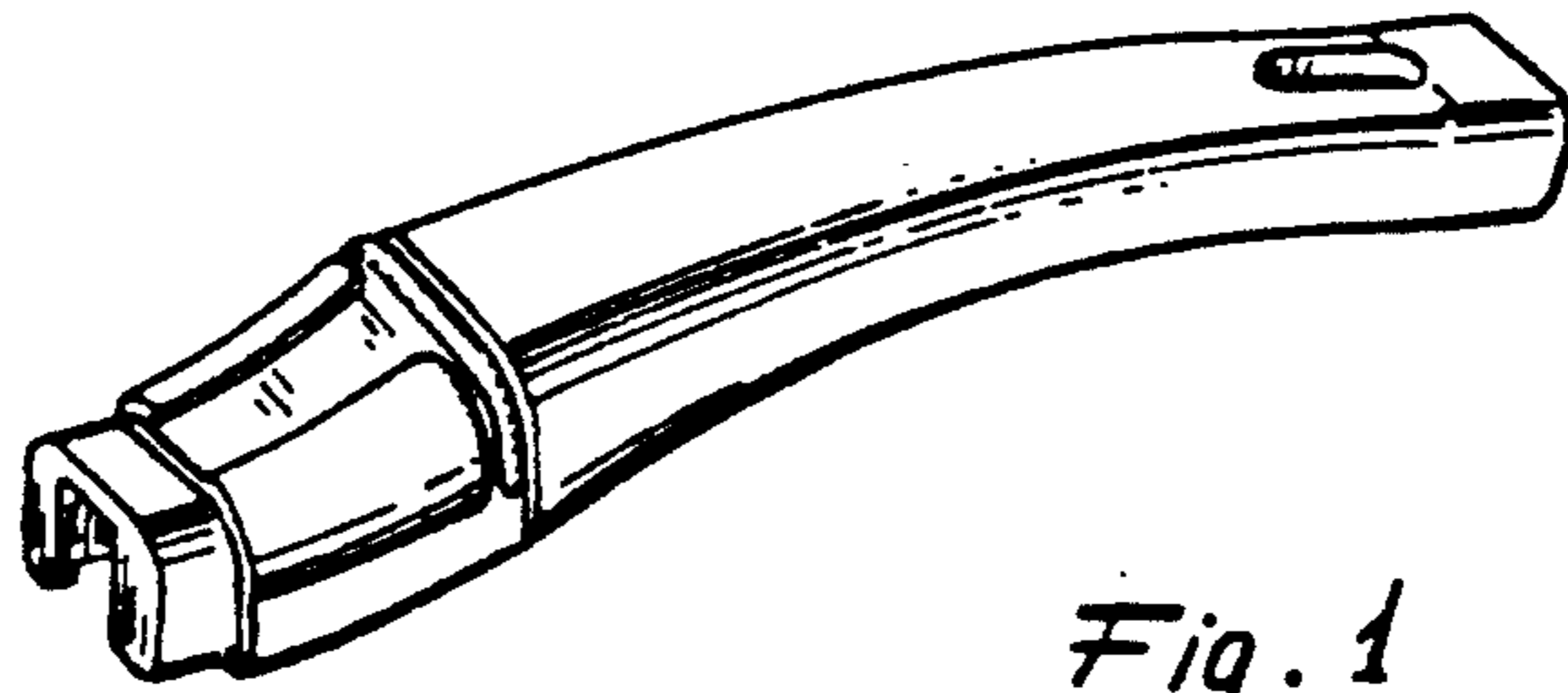


Fig. 1

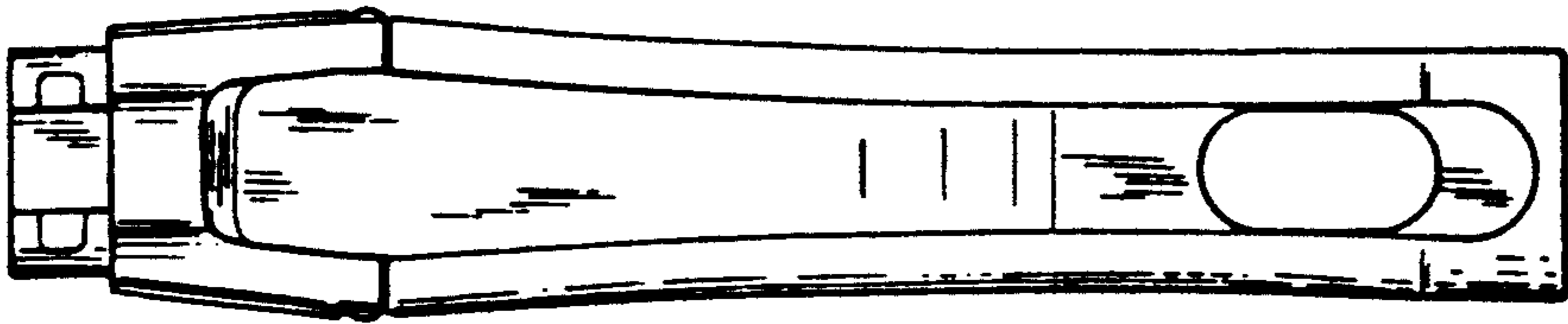


Fig. 2

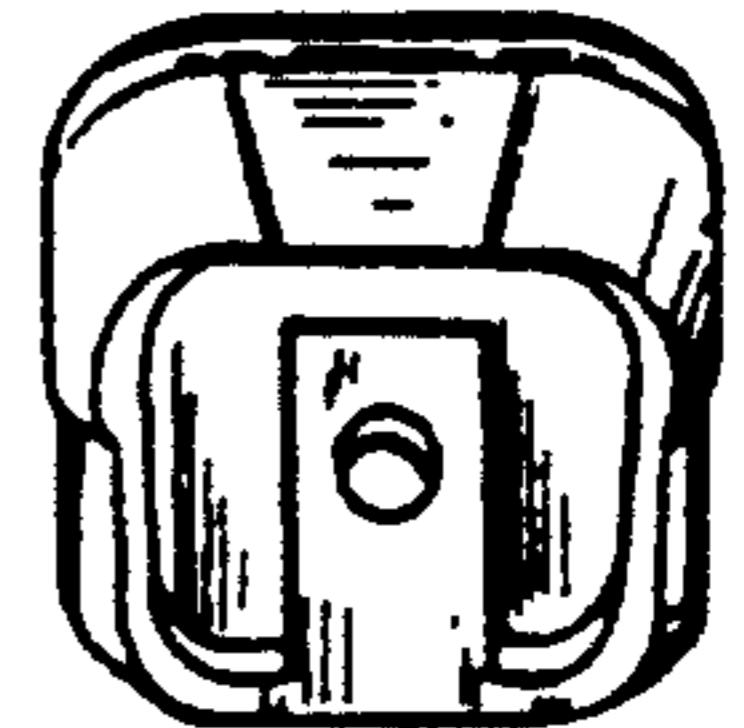


Fig. 3

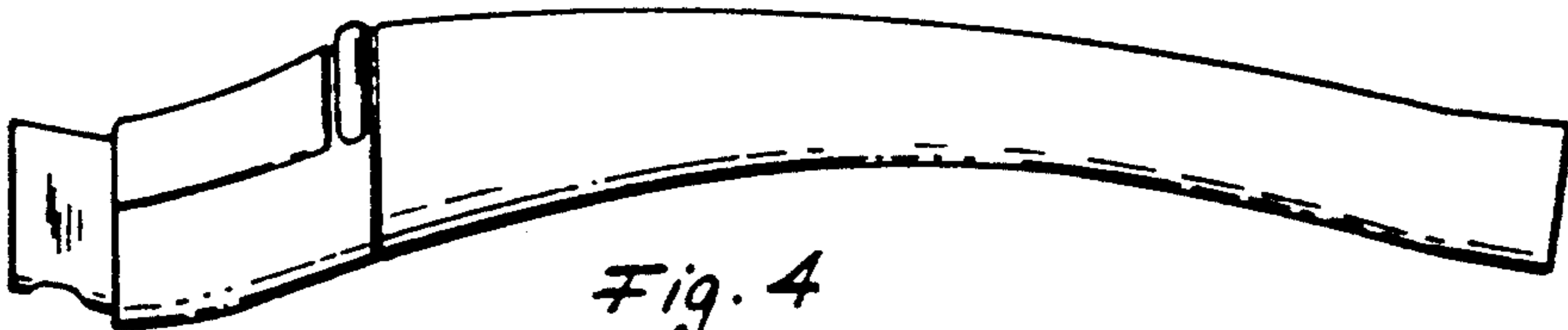


Fig. 4

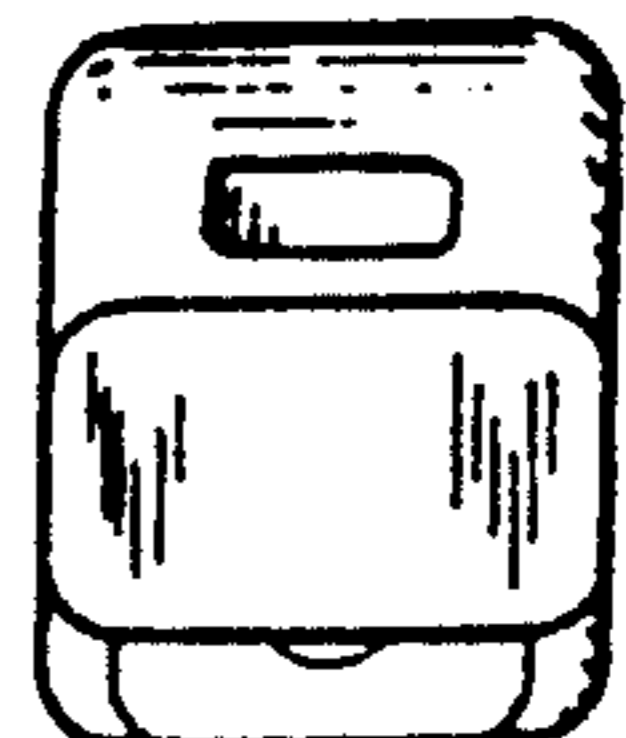


Fig. 5




Fig. 6

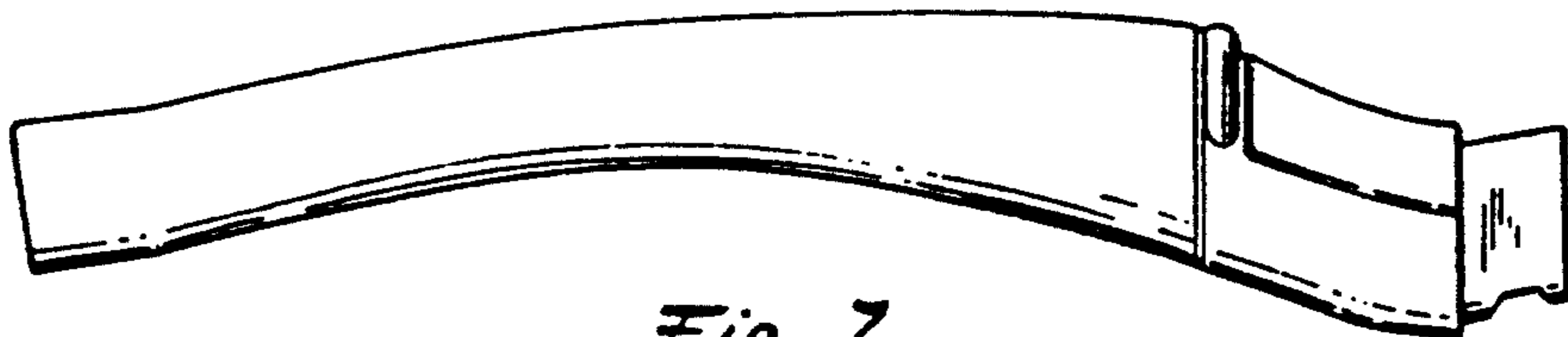


Fig. 7