



US00D347955S

United States Patent [19]

[11] Patent Number: **Des. 347,955**

Leftwich

[45] Date of Patent: **** Jun. 21, 1994**

[54] **RECREATIONAL VEHICLE PEDESTAL RISER**

4,805,952	2/1989	Coleman .	
4,925,227	5/1990	Batenan	296/65.1
5,224,750	7/1993	Clark et al.	296/65.1

[75] Inventor: **William B. Leftwich, Elichart, Ind.**

FOREIGN PATENT DOCUMENTS

[73] Assignee: **Norco Industries, Inc., Compton, Calif.**

2043591	3/1972	Fed. Rep. of Germany	248/161
0121846	6/1948	Sweden	312/330.1

[**] Term: **14 Years**

Primary Examiner—Nelson C. Holtje
Assistant Examiner—J. E. Seeger
Attorney, Agent, or Firm—Fulwider, Patton, Lee & Utecht

[21] Appl. No.: **3,360**

[22] Filed: **Jan. 8, 1993**

[52] U.S. Cl. **D6/500; D6/491**

[58] Field of Search **D6/500-502, D6/491; 248/503, 157, 161; 296/65.1, 66, 63; 297/344.1**

[57] CLAIM

The ornamental design for a recreational vehicle pedestal riser, as shown and described.

[56] References Cited

DESCRIPTION

U.S. PATENT DOCUMENTS

D. 331,342	12/1992	Kinda .	
2,732,003	1/1956	Williams	296/63 X
2,744,565	5/1956	Zwick	296/63 X
2,903,042	9/1959	Thornburg	296/63
4,277,043	7/1981	Weik .	
4,376,522	3/1983	Banks .	
4,759,580	7/1988	Berklich .	
4,789,126	12/1988	Rice .	
4,796,951	1/1989	Tamura et al.	297/344.1 X

FIG. 1 is a perspective view of a recreational vehicle pedestal riser showing my new design;
FIG. 2 is a top plan view thereof, in enlarged scale;
FIG. 3 is a left side elevational view thereof, in enlarged scale;
FIG. 4 is a front elevational view thereof, in enlarged scale;
FIG. 5 is a rear elevational view thereof, in enlarged scale; and,
FIG. 6 is a bottom plan view thereof, in enlarged scale.




FIG. 1




FIG. 2

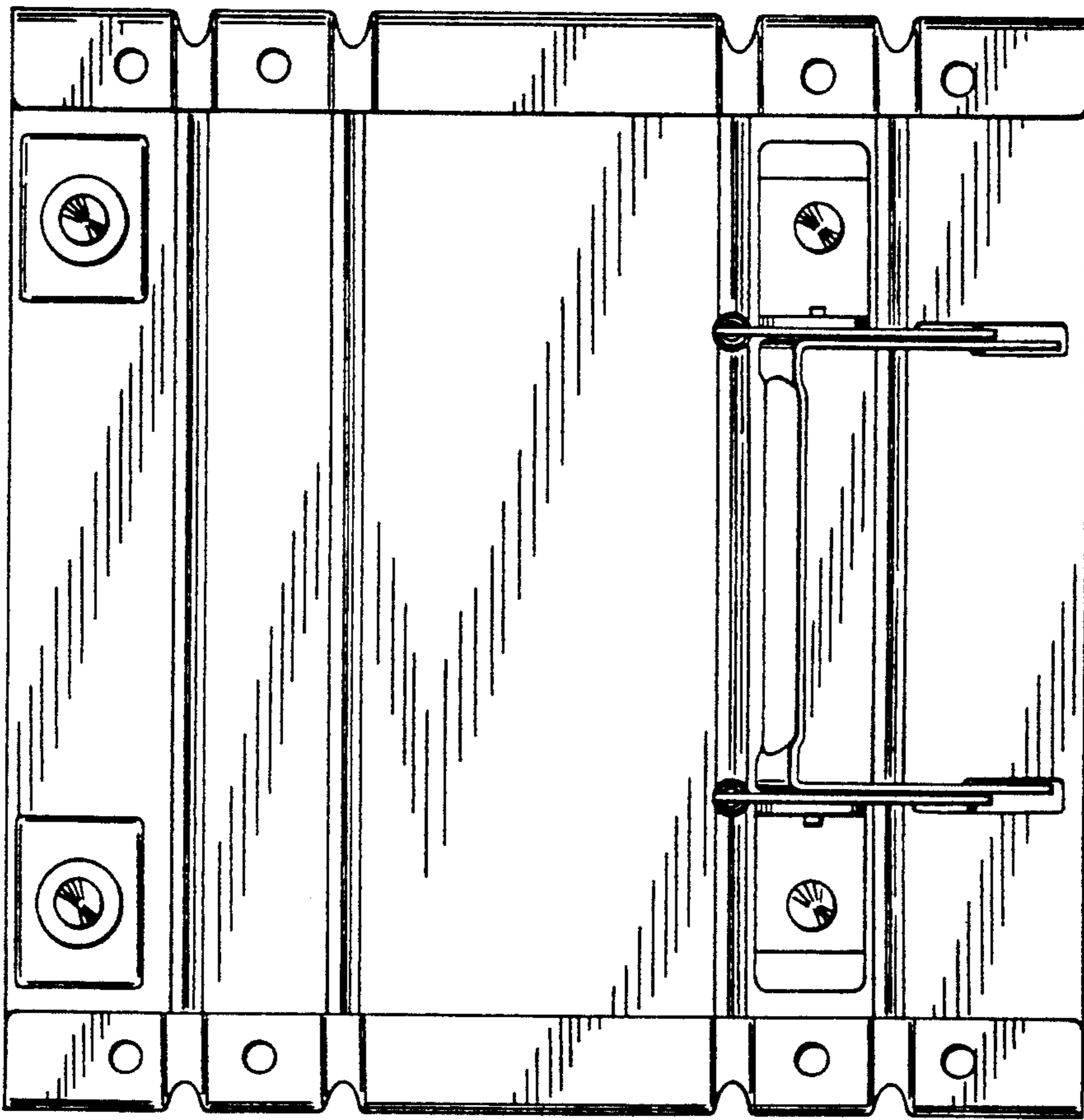


FIG. 3

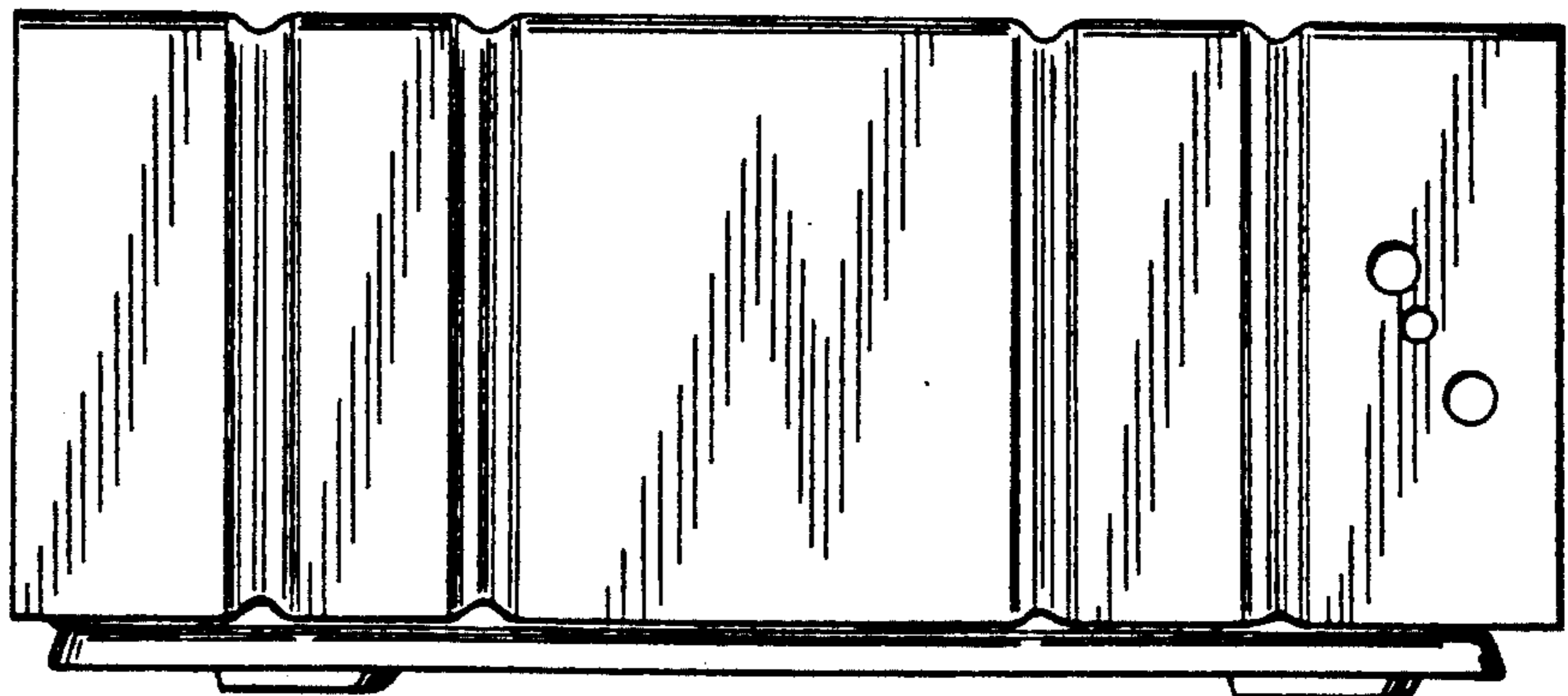


FIG. 4

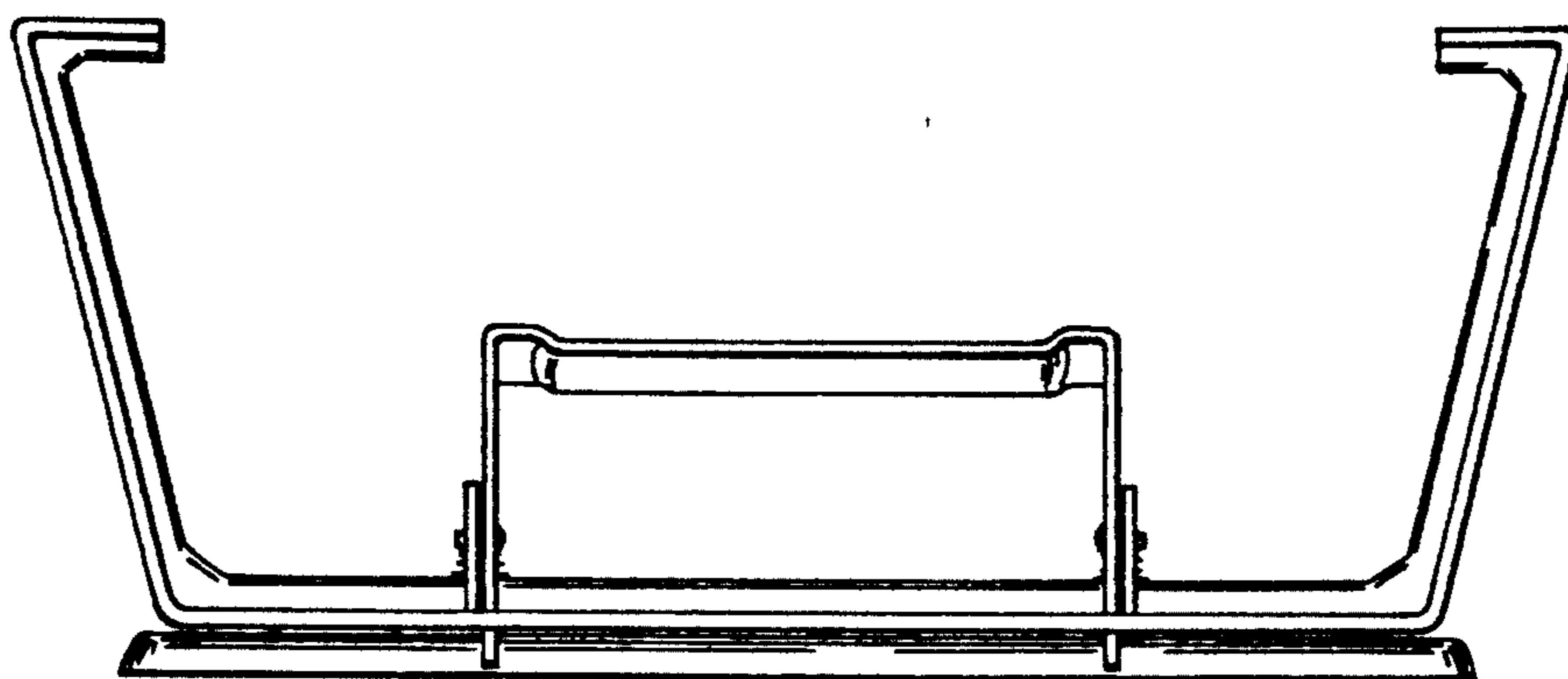


FIG. 5

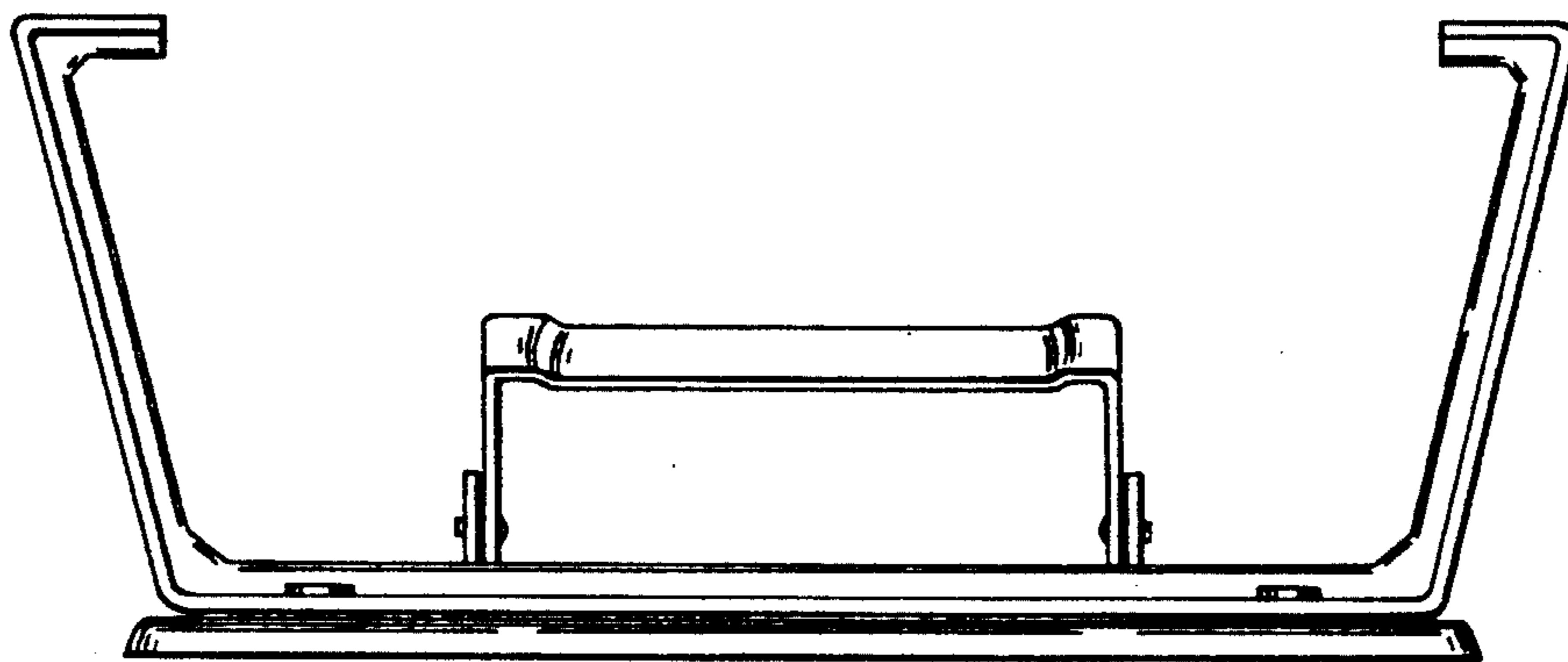


FIG. 6

