



US00D347928S

United States Patent [19]

Starke et al.

[11] **Patent Number: Des. 347,928**[45] **Date of Patent: ** Jun. 14, 1994**[54] **COMBINATION HOLDER AND COIN FOR UNLOCKING SHOPPING TROLLEYS**[76] **Inventors:** Olaf Starke, Zur Schanz 13, 5374 Hellenthal, Fed. Rep. of Germany, 5374; Gunter Gross, Ammerseestrasse 8b, Augsburg, Fed. Rep. of Germany, 8900[**] **Term:** 14 Years[21] **Appl. No.:** 902,649[22] **Filed:** Jun. 23, 1992[30] **Foreign Application Priority Data**

Dec. 24, 1991 [DE] Fed. Rep. of Germany 9109115

[52] **U.S. Cl.** D99/34[58] **Field of Search** D3/30.1, 106, 100; 453/39, 49, 50, 56; D99/34; D11/78.1[56] **References Cited****U.S. PATENT DOCUMENTS**

D. 170,796 11/1953 Del Mas D11/78.1

2,840,875 7/1958 Chambers D99/34 X
3,100,494 8/1963 Littman D11/78.1 X
3,361,142 1/1968 Shelton et al. 453/49
3,389,710 6/1968 Ishikawa 453/49*Primary Examiner*—Brian N. Vinson*Attorney, Agent, or Firm*—Jacobson, Price, Holman & Stern[57] **CLAIM**

The ornamental design for a combination holder and coin for unlocking shopping trolleys, as shown and described.

DESCRIPTION

FIG. 1 is a top, front, and left side perspective view of a combination holder and coin for unlocking shopping trolleys showing our new design;

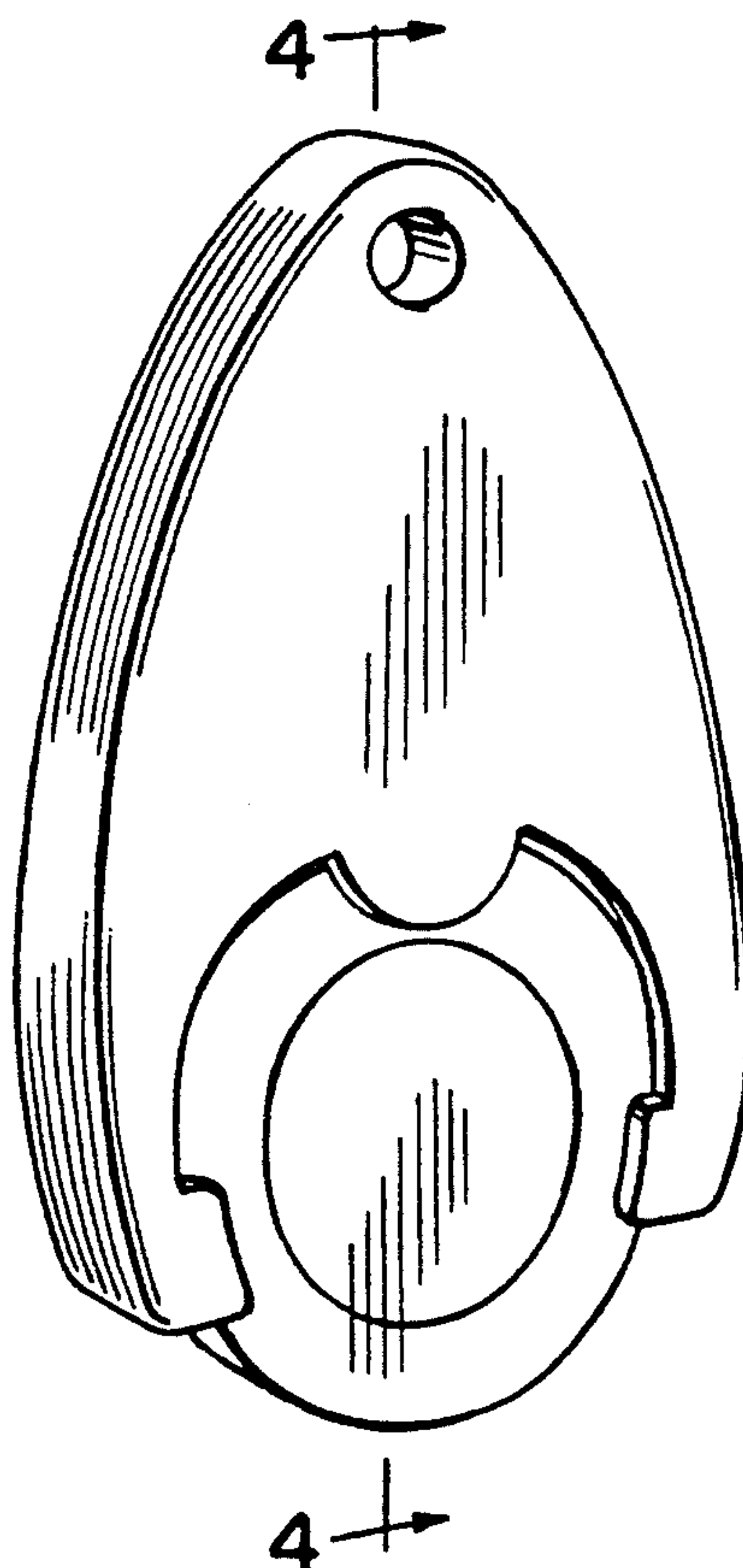
FIG. 2 is a side elevational view thereof, the opposite side being a mirror image of that shown;

FIG. 3 is an exploded rear elevational view thereof;

FIG. 4 is a vertical cross-sectional view thereof, taken along line 4—4 of FIG. 1;

FIG. 5 is a top plan view thereof; and,

FIG. 6 is a bottom plan view thereof.



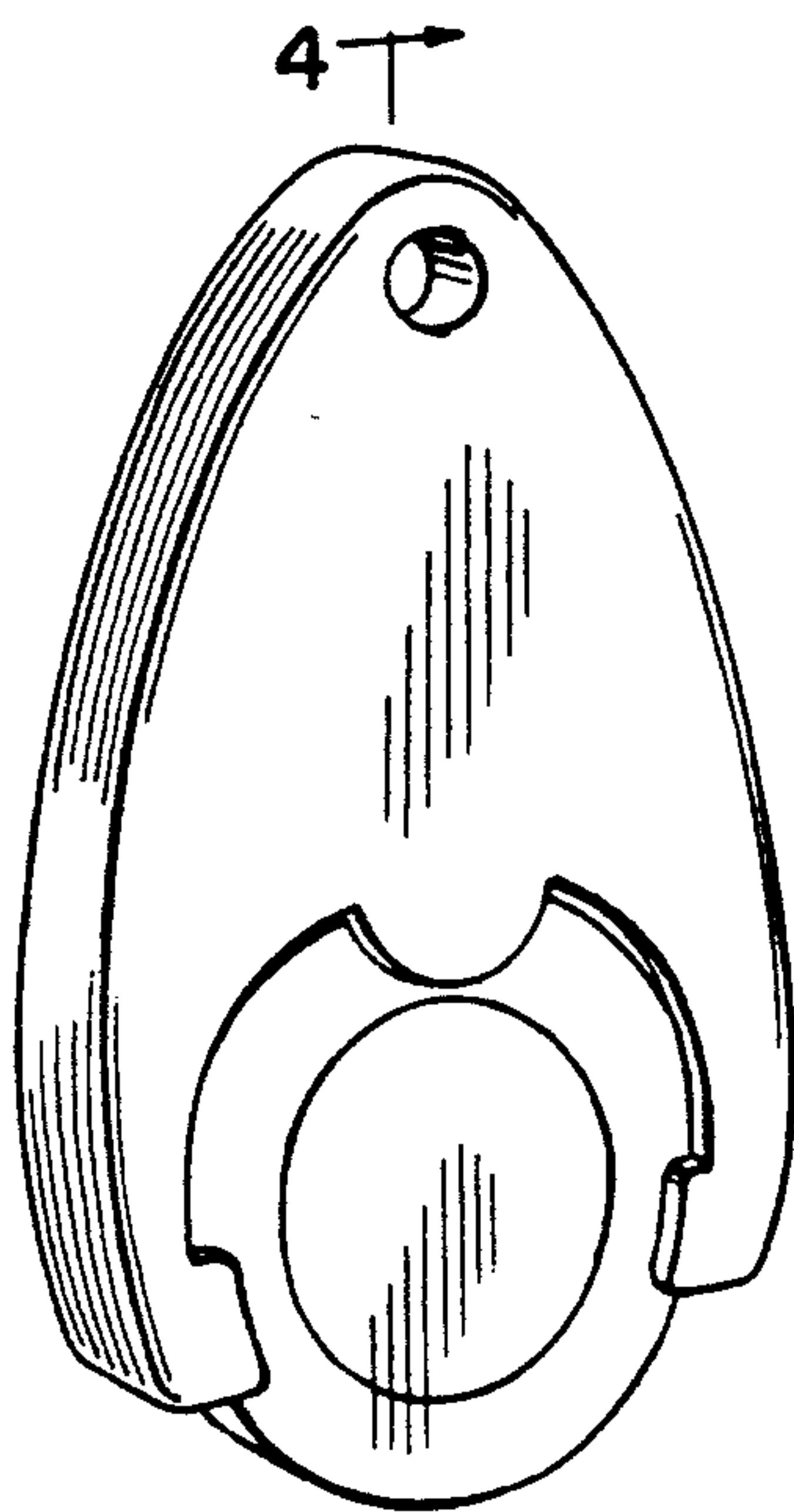


FIG. 1



FIG. 2

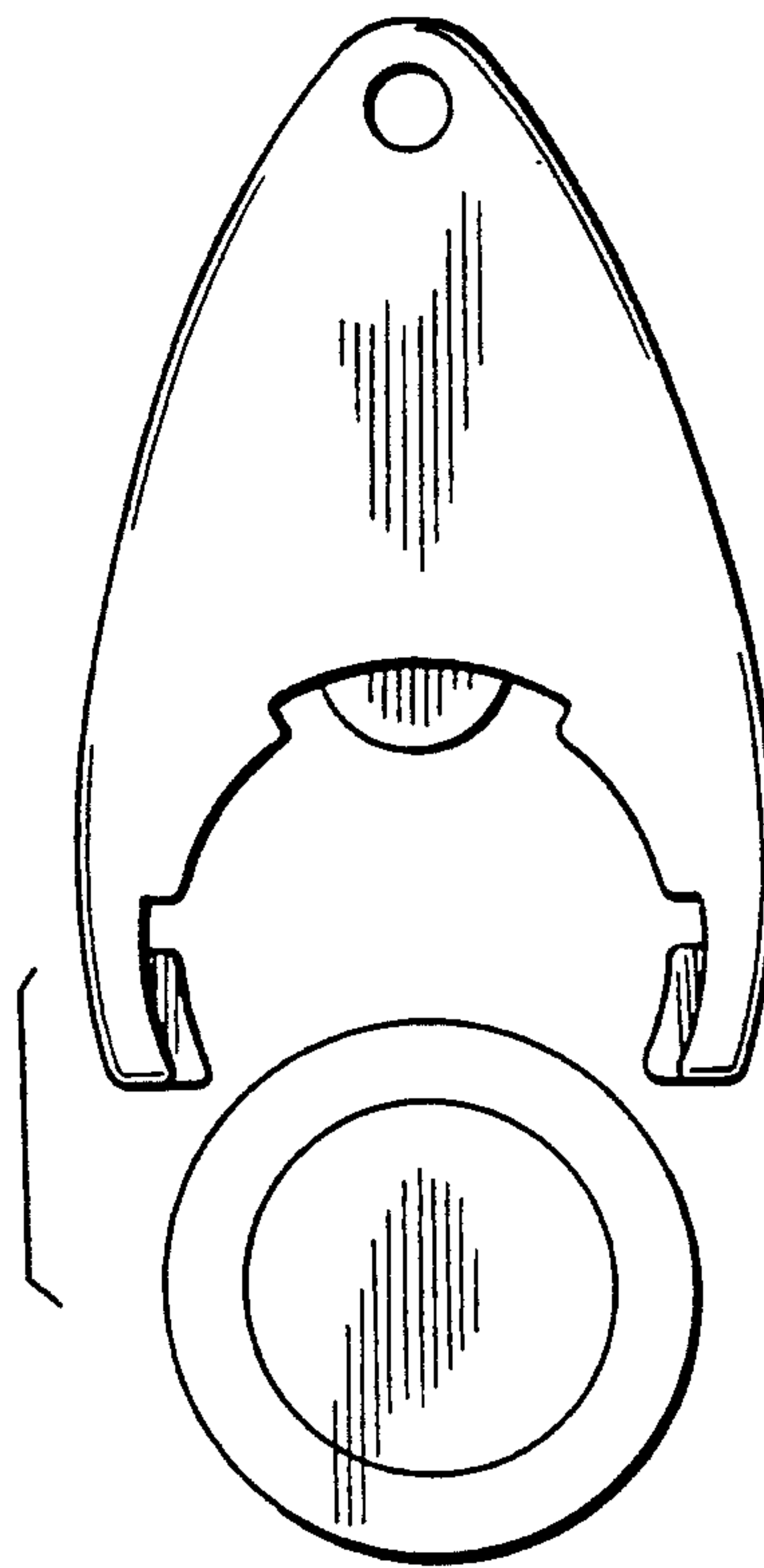


FIG. 3



FIG. 4



FIG. 5



FIG. 6