



US00D347919S

# United States Patent [19]

[11] Patent Number: **Des. 347,919**

Hetrich et al.

[45] Date of Patent: **\*\* Jun. 14, 1994**

[54] TRANSMISSION BELT

4,028,956	6/1977	Thompson	74/236
5,131,892	7/1992	Mott	D34/29
5,201,407	4/1993	Proske	D34/29

[75] Inventors: **A. Ronald Hetrich, Manheim; Joseph J. DePoto, Elizabethtown, both of Pa.**

*Primary Examiner*—Ralf T. Seifert  
*Attorney, Agent, or Firm*—Dann, Dorfman, Herrell and Skillman

[73] Assignee: **Fenner, Inc., Manheim, Pa.**

[\*\*] Term: **14 Years**

[57] **CLAIM**

[21] Appl. No.: **1,554**

The ornamental design for a transmission belt, as shown and described.

[22] Filed: **Nov. 18, 1992**

**DESCRIPTION**

[52] U.S. Cl. .... **D34/29**

[58] Field of Search ..... 74/236, 235, 231 R;  
198/790, 853, 852, 850; 474/238, 241, 242, 244,  
245, 265; D15/1-5; D34/29

FIG. 1 is a perspective view of a transmission belt showing my new design in a position of use, the broken line showing of pulleys is for illustrative purposes only and forms no part of the claimed design;

FIG. 2 is a side elevational view of FIG. 1;

FIG. 3 is a top plan view;

FIG. 4 is a fragmentary sectional view taken along the line 4—4 of FIG. 3;

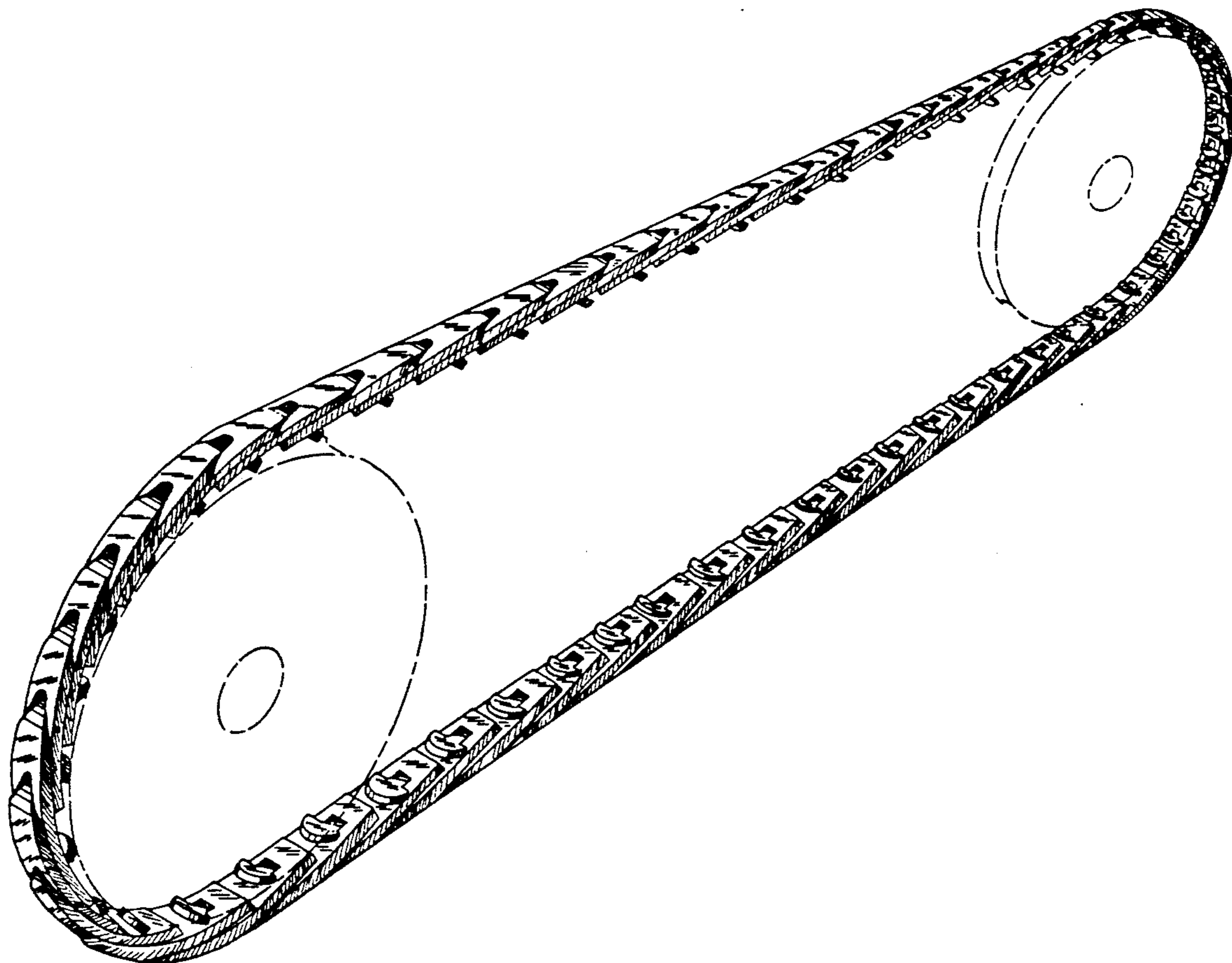
FIG. 5 is a fragmentary sectional view taken along the line 5—5 of FIG. 3; and,

FIG. 6 is a partial view showing the interior of the transmission belt, the top portion being removed for ease of illustration.

[56] **References Cited**

**U.S. PATENT DOCUMENTS**

99,298	2/1870	Doerr	474/241
1,564,711	12/1925	Perl et al.	474/241 X
2,454,023	11/1948	Zimmerman	198/850
3,154,960	11/1964	Creswell	74/233
3,154,961	11/1964	Creswell	74/234
3,991,632	11/1976	Stephens	474/241



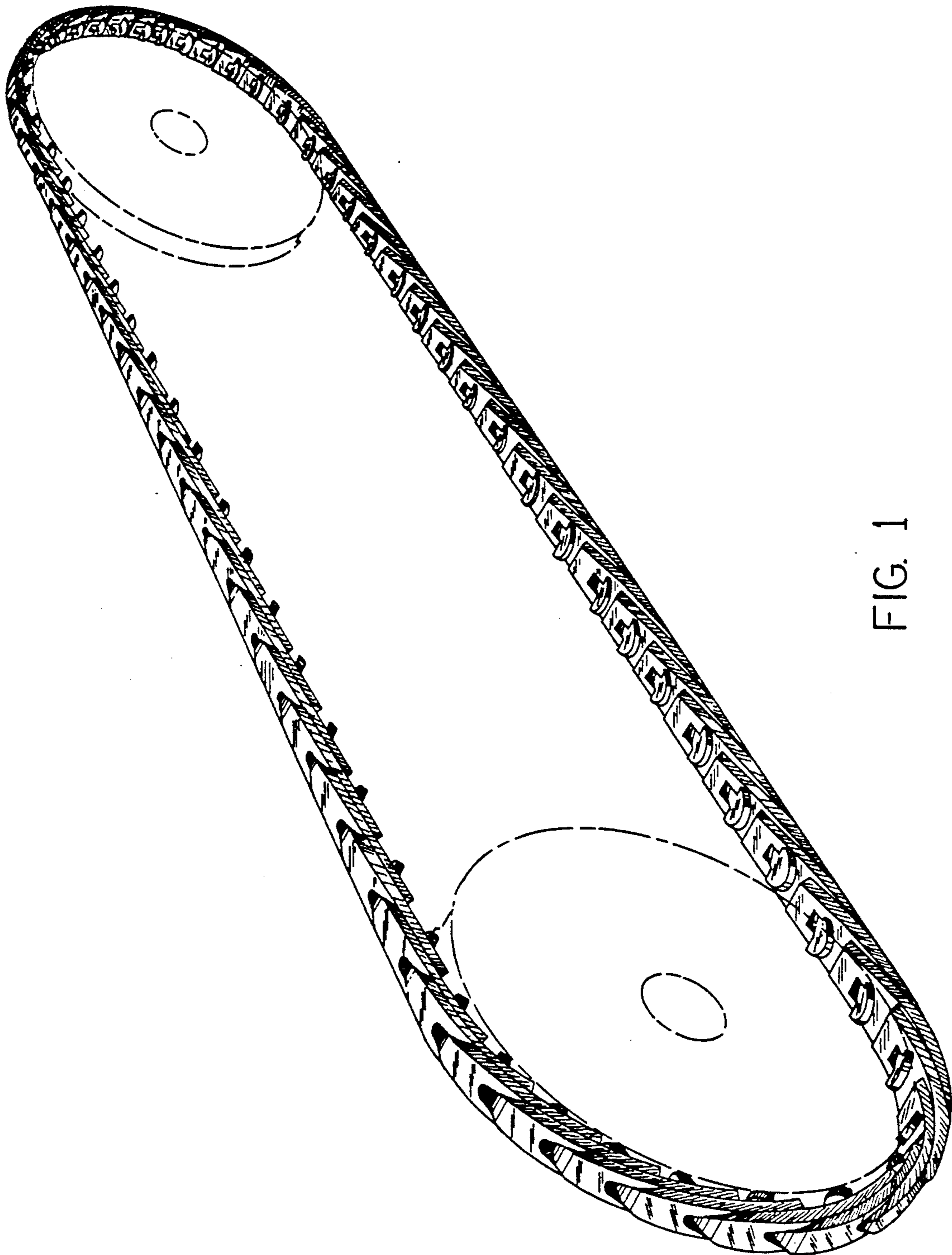


FIG. 1




FIG. 2

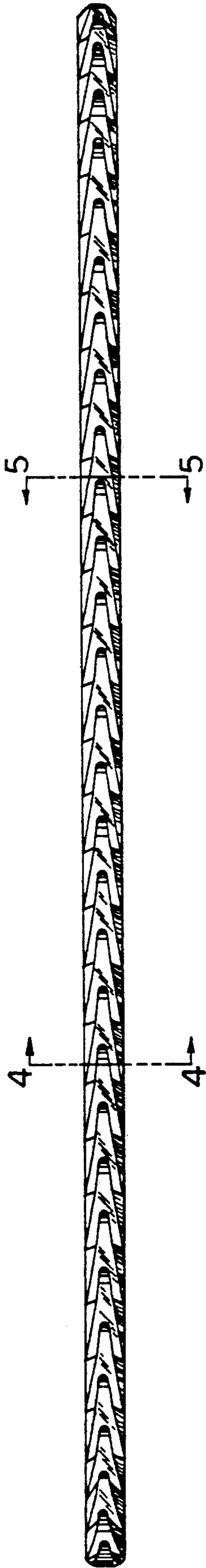


FIG. 3

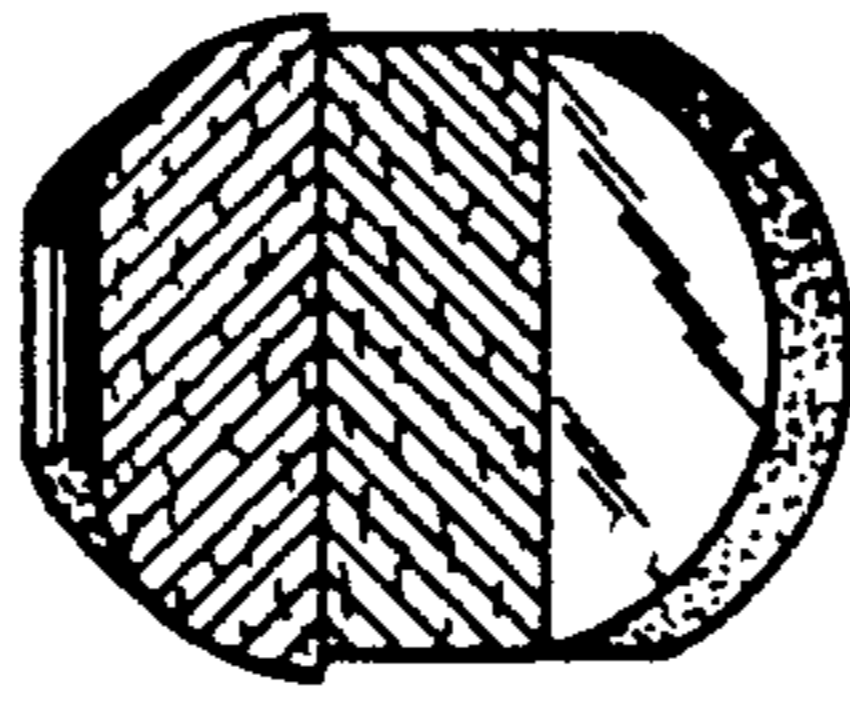


FIG. 5

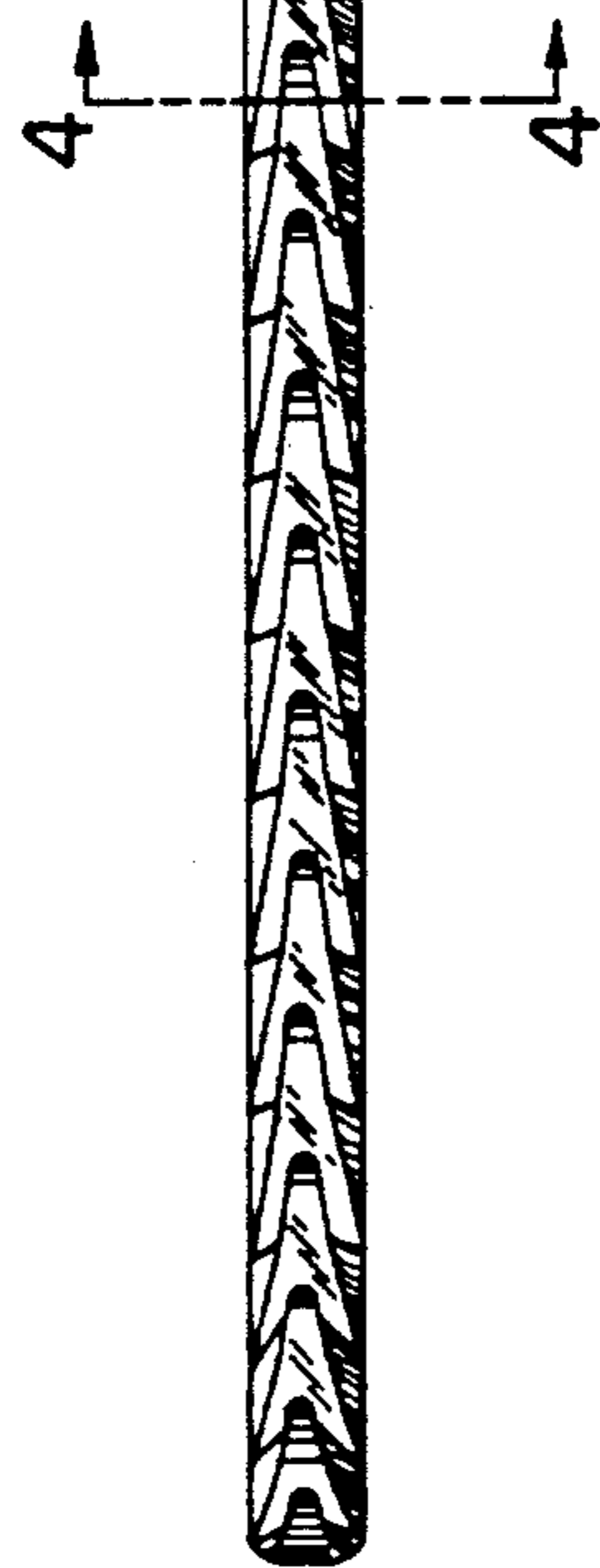


FIG. 4

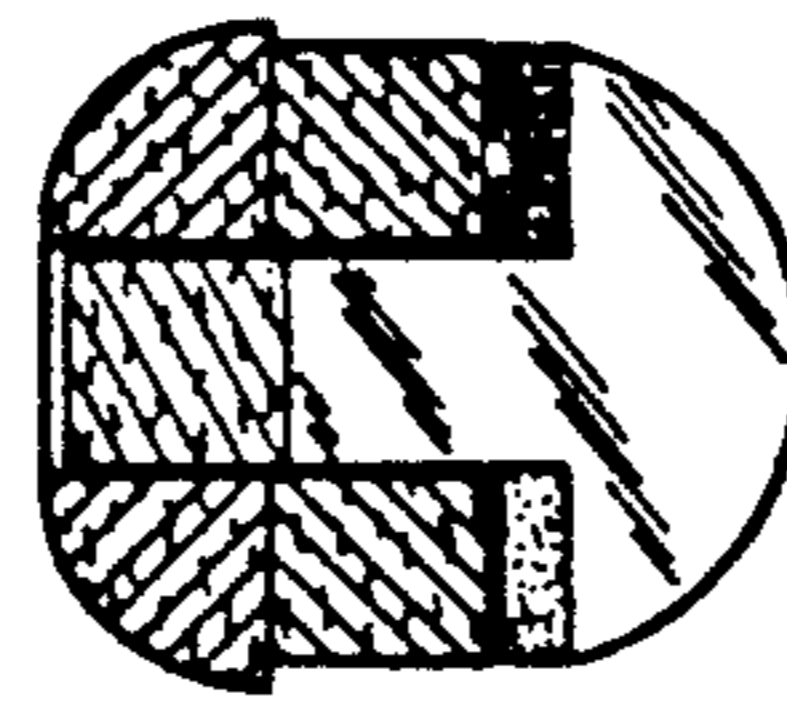


FIG. 6



FIG. 6