



US00D347917S

# United States Patent [19]

[11] Patent Number: **Des. 347,917**

**Bedsole**

[45] Date of Patent: **\*\* Jun. 14, 1994**

[54] **WORKER LIFT PLATFORM**

4,664,225	5/1987	Coutier .....	182/128
4,921,070	5/1990	Magill .....	182/142
5,117,942	6/1992	Tzavaras .	
5,160,286	11/1992	Hill .	

[76] Inventor: **Robert D. Bedsole**, 1501 Shadow Oaks Pl., Charlottesville, Va. 22901

[\*\*] Term: **14 Years**

*Primary Examiner—Kay H. Chin  
Attorney, Agent, or Firm—Richard C. Litman*

[21] Appl. No.: **8,356**

[57] **CLAIM**

[22] Filed: **May 14, 1993**

The ornamental design for a worker lift platform, as shown and described.

[52] U.S. Cl. .... **D34/28; D34/35; D29/1**

[58] Field of Search ..... 182/142, 113, 128, 144, 182/197, 222; D34/28, 33, 35; D29/1

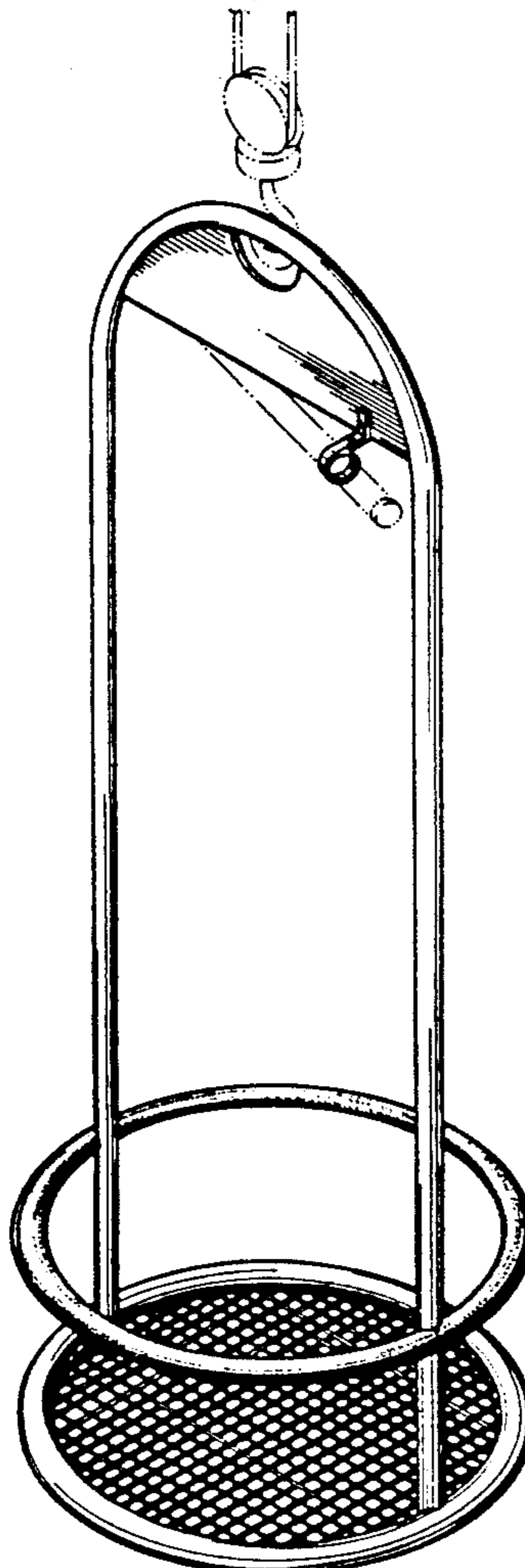
### DESCRIPTION

[56] **References Cited**

#### U.S. PATENT DOCUMENTS

D. 273,243	3/1984	Lujan, Jr. ....	D34/28
2,346,033	4/1944	Jordan .	
3,241,634	3/1966	Prosser .	
3,420,332	1/1969	Textor .	
3,464,520	9/1969	Anderson .....	182/142
4,010,823	3/1977	Love .	
4,406,351	9/1983	Littlejohn et al. ....	182/142
4,583,617	4/1986	Berger .	

FIG. 1 is a front perspective view of a worker lift platform showing my new design;  
 FIG. 2 is a front environmental elevational view thereof, the rear elevational view being a mirror image thereof;  
 FIG. 3 is a left side elevational view thereof, the right side elevational view being a mirror image thereof;  
 FIG. 4 is a top plan view thereof; and,  
 FIG. 5 is a bottom plan view thereof.  
 The broken line showing of the light fixture in FIGS. 1 and 2 and the human figure in FIG. 2 is for illustrative purposes only and forms no part of the claimed design.



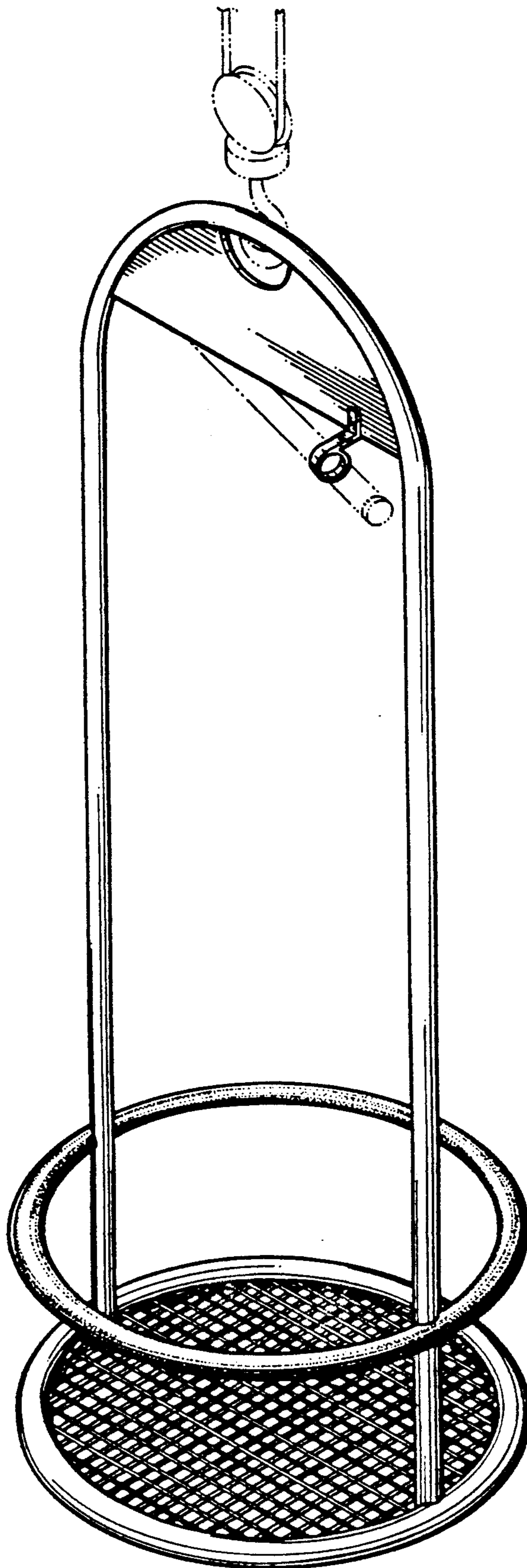



FIG. 1

FIG. 2



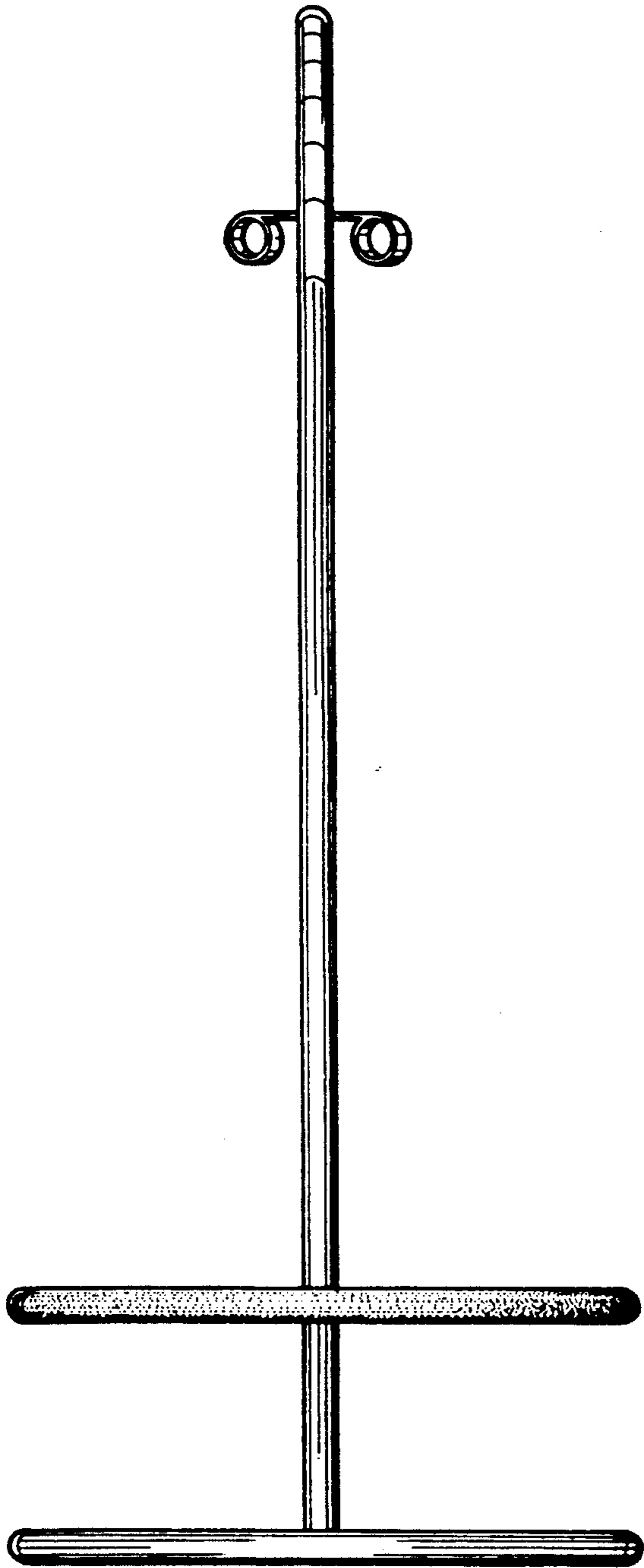


FIG. 3

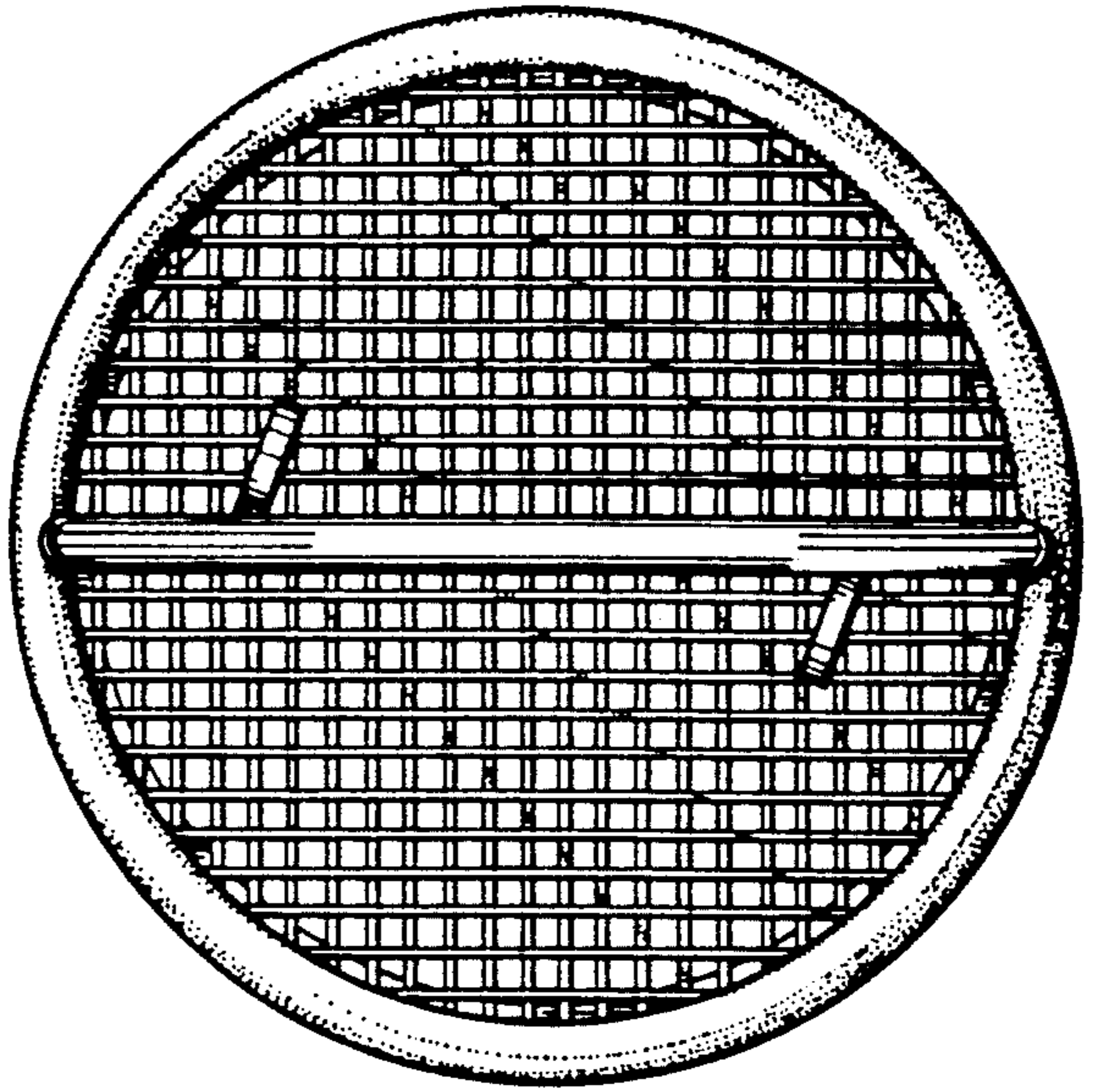


FIG. 4

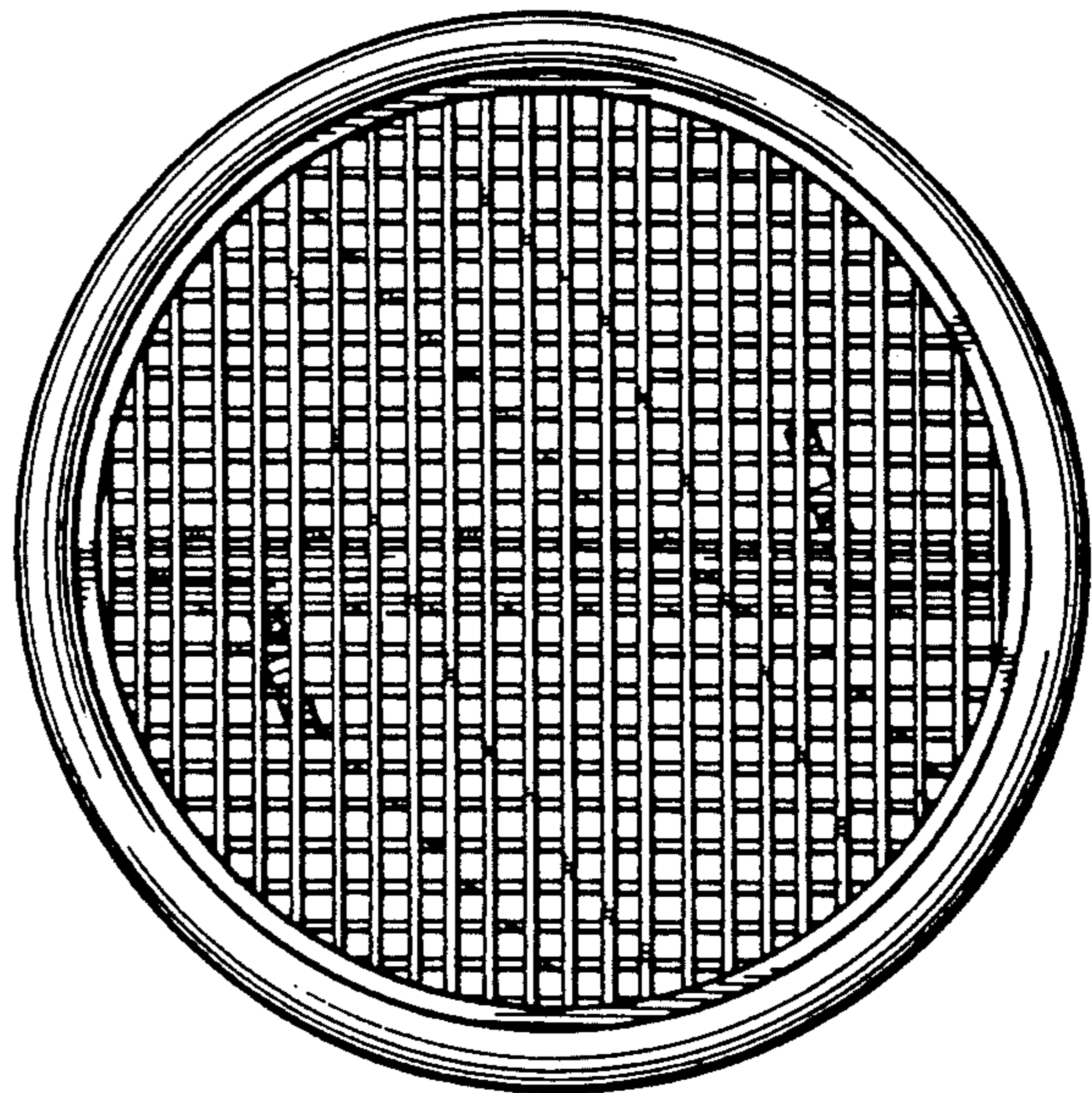


FIG. 5