



US00D347893S

United States Patent [19]

[11] Patent Number: **Des. 347,893**

Gegelys et al.

[45] Date of Patent: **** Jun. 14, 1994**

[54] **INCONTINENCE PAD**

3,897,783 8/1975 Ginocchio D24/125 X
4,828,555 5/1989 Hermansson D24/126 X

[75] Inventors: **Anthony Gegelys, Somerset; Daniel Sivilich, Freehold Township, Monmouth County, both of N.J.**

Primary Examiner—Stella Reid
Attorney, Agent, or Firm—James & Franklin

[73] Assignee: **Humanicare International, Inc., North Brunswick, N.J.**

[57] **CLAIM**

The ornamental design for an incontinence pad, as shown and described.

[**] Term: **14 Years**

DESCRIPTION

[21] Appl. No.: **856,336**

FIG. 1 is an isometric view of the top and one side of a preferred embodiment of our design for an incontinence pad;

[22] Filed: **Mar. 23, 1992**

[52] U.S. Cl. **D24/124**

FIG. 2 is a top view of a preferred embodiment of our design;

[58] Field of Search 604/358, 386-391, 604/398, 385.1, 378; D24/124, 125, 126

FIG. 3 is a side view of a preferred embodiment of our design;

[56] **References Cited**

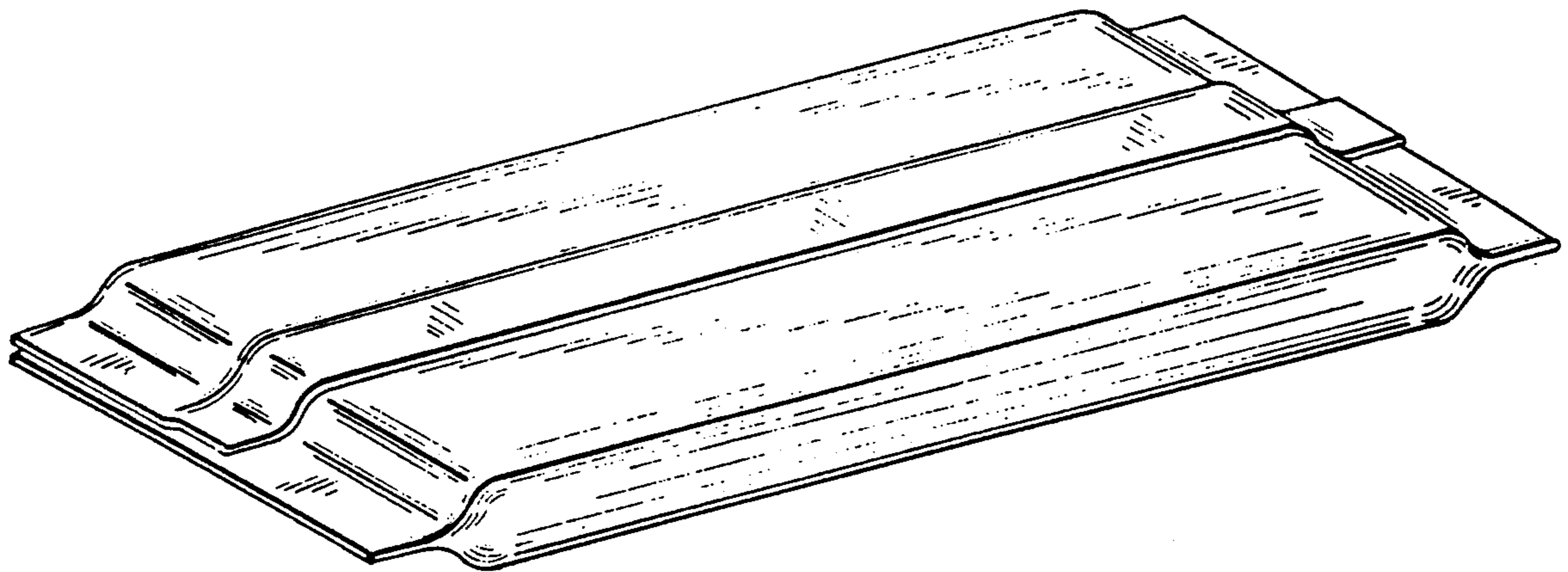
U.S. PATENT DOCUMENTS

- D. 301,375 5/1989 Ternström et al. D24/126
- D. 301,376 5/1989 Ternström et al. D24/126
- D. 309,022 7/1990 Vigmo D24/124
- 3,688,771 9/1972 Werner D24/125 X

FIG. 4 is an end view of a preferred embodiment of our design; and,

FIG. 5 is a bottom view of a preferred embodiment of our design.

The side not shown is identical to that shown in FIG. 3. The end not shown is identical to that shown in FIG. 4.



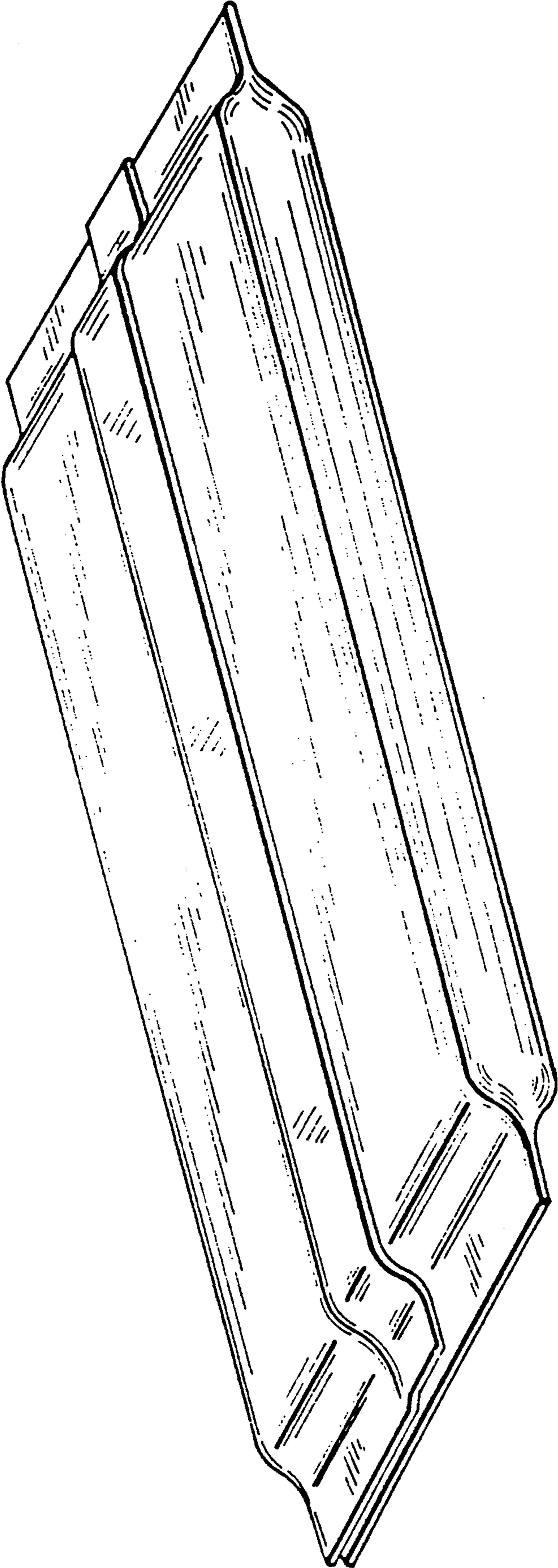


FIG. 1

FIG. 2




FIG. 3




FIG. 4

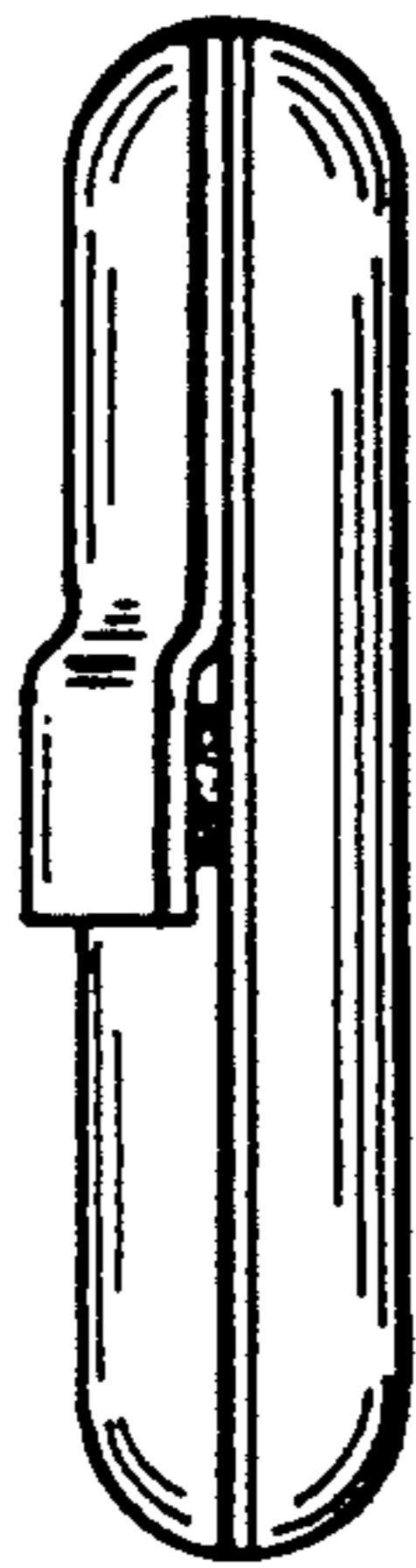


FIG. 5

