



US00D347883S

# United States Patent [19]

[11] Patent Number: **Des. 347,883**

Kolada et al.

[45] Date of Patent: **\*\* Jun. 14, 1994**

## [54] FAUCET SPOUT

[75] Inventors: **Paul P. Kolada, Bexley; Michael J. Painter, Delaware; Terry Birchler, Westerville, all of Ohio**

[73] Assignee: **Moen Incorporated, Elyria, Ohio**

[\*\*] Term: **14 Years**

[21] Appl. No.: **854,967**

[22] Filed: **Mar. 20, 1992**

[52] U.S. Cl. .... **D23/257**

[58] Field of Search ..... **4/675-678; 137/801; D23/238-243, 255-257**

## [56] References Cited

### U.S. PATENT DOCUMENTS

D. 87,829	9/1932	Ferguson	.....	D23/257
D. 117,171	10/1939	Fraser	.....	D23/257
D. 206,213	11/1966	Armstrong	.....	D23/255
D. 235,099	5/1975	Doman	.....	D23/257
D. 263,991	4/1982	Fleischmann	.....	D23/257
D. 280,008	8/1985	Miller et al.	.....	D23/241
D. 293,362	12/1987	Hill et al.	.....	D23/241
D. 296,354	6/1988	Fabian	.....	D23/257
D. 318,907	8/1991	Kohler, Jr. et al.	.....	D23/257

## OTHER PUBLICATIONS

Domestic Engineering, Oct. 1990, p. 33, "Decorator Faucets" item  
Renovator's Supply Catalog, received Jul. 11, 1985, p. 5, item #97550.

*Primary Examiner*—James R. Largen  
*Attorney, Agent, or Firm*—Dorn, McEachran, Jambor & Keating

## [57] CLAIM

The ornamental design for a faucet spout, as shown and described.

## DESCRIPTION

FIG. 1 is a perspective view of a faucet spout showing our new design;  
FIG. 2 is a left side view thereof, the right side being a mirror image of the left side;  
FIG. 3 is a front view thereof;  
FIG. 4 is a top view thereof;  
FIG. 5 is a bottom view thereof;  
FIG. 6 is a rear view thereof;  
FIG. 7 is a perspective view of a second embodiment thereof;  
FIG. 8 is a left side view of FIG. 7, the right side being a mirror image of the left side;  
FIG. 9 is a top view of FIG. 7;  
FIG. 10 is a front view of FIG. 7;  
FIG. 11 is a rear view of FIG. 7; and,  
FIG. 12 is a bottom view of FIG. 7.




FIG. 1.




FIG. 2.

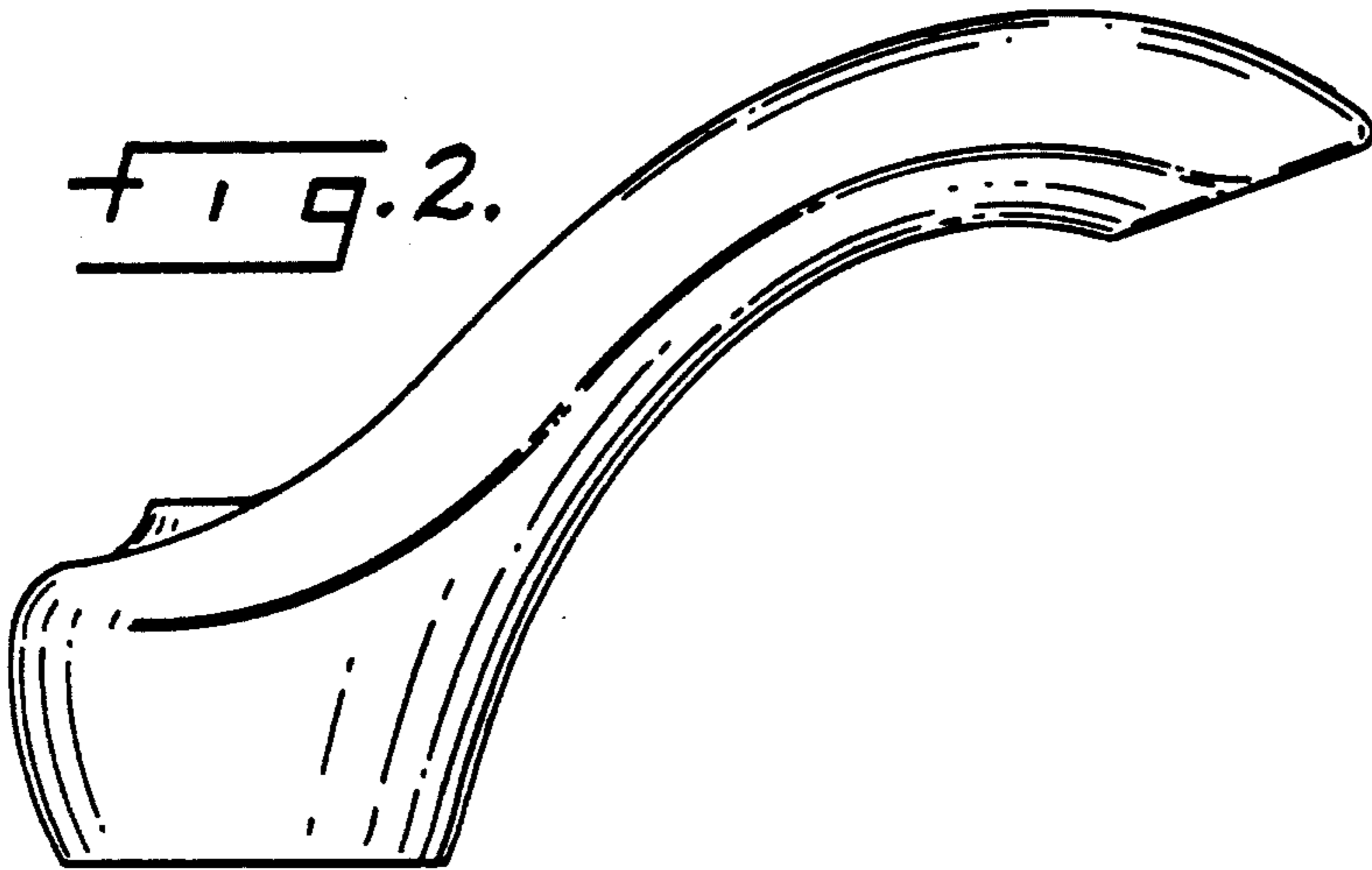


FIG. 3.




FIG. 4.

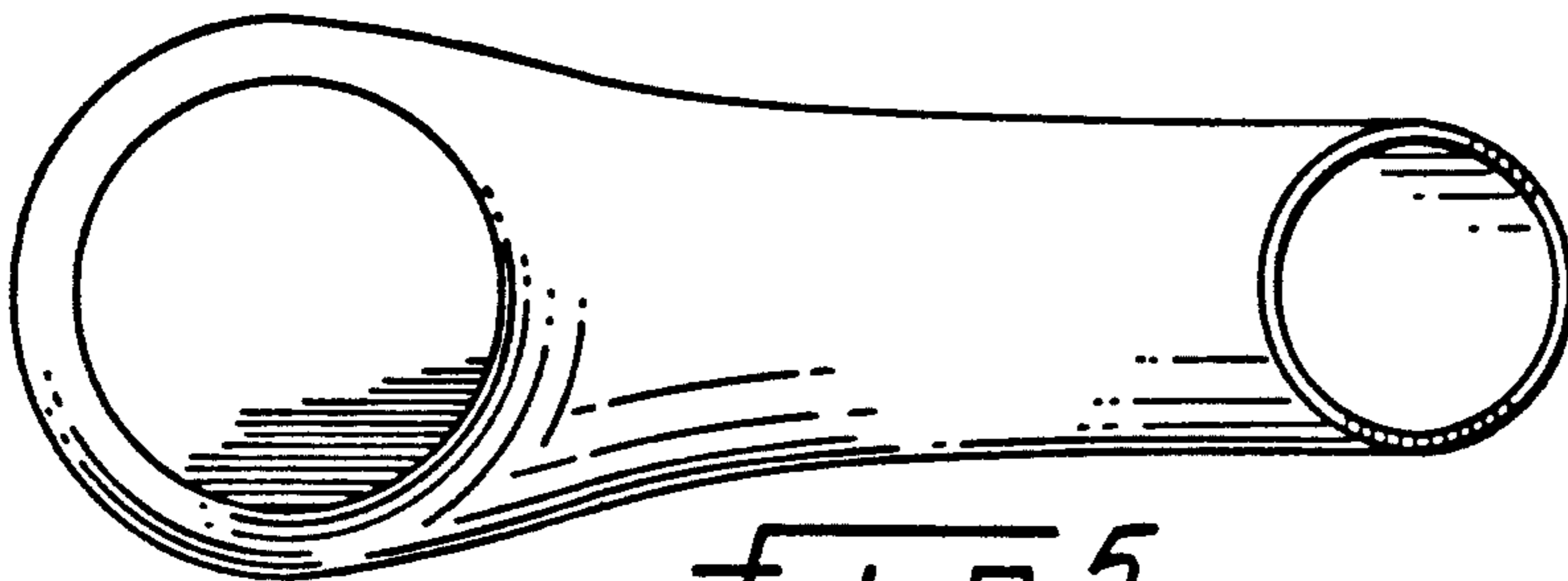
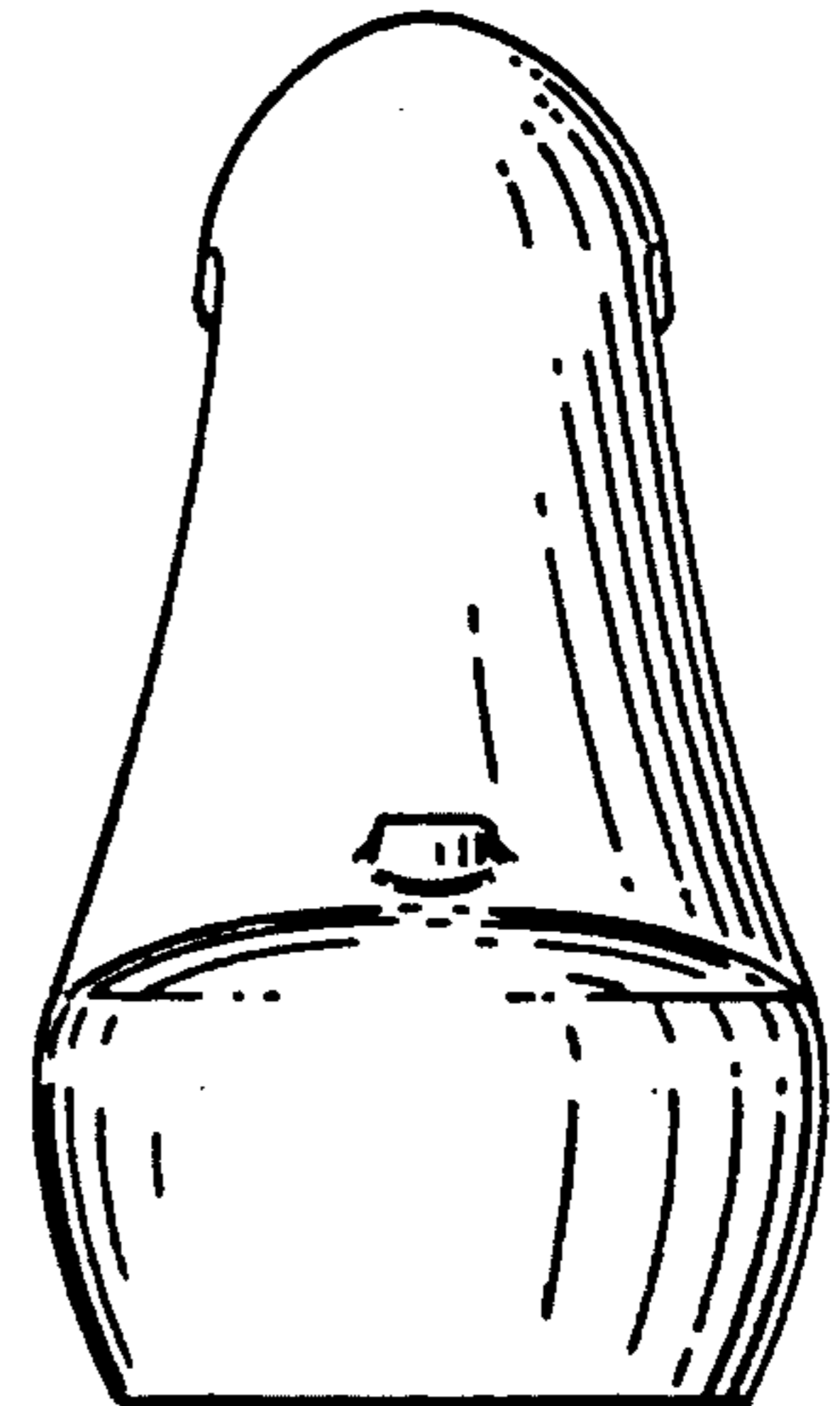



FIG. 5.

FIG. 6.

FIG. 7.




FIG. 8.

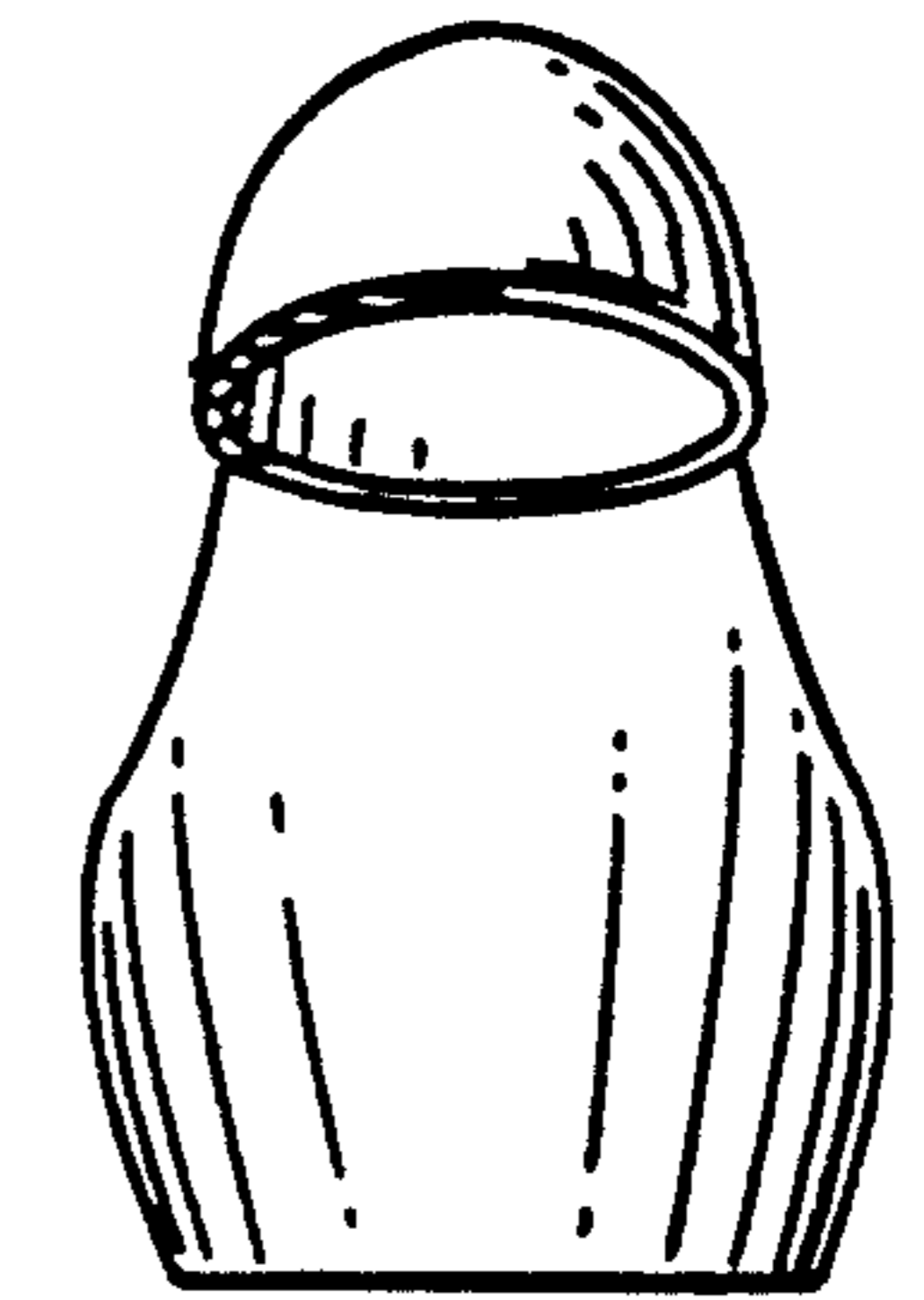
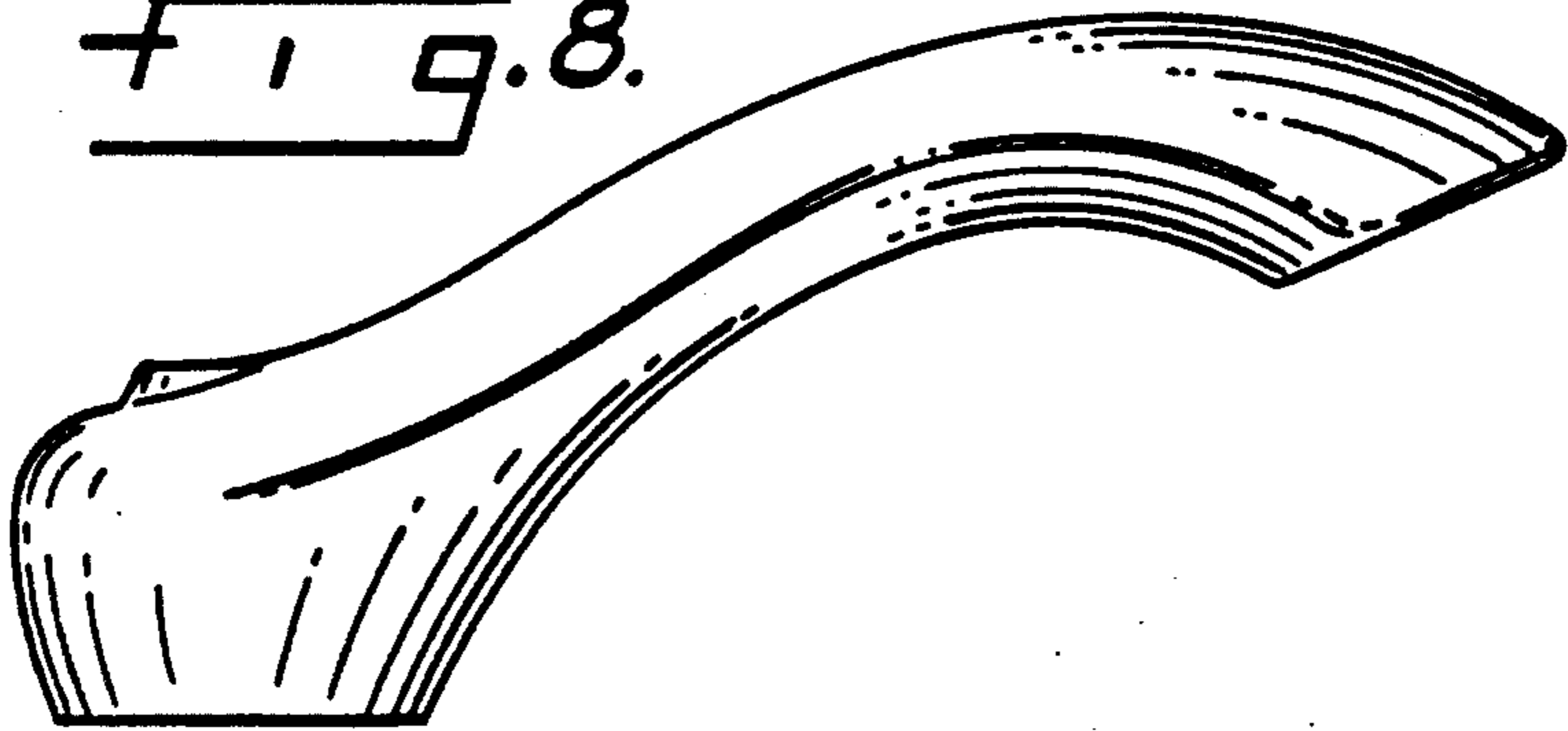


FIG. 10.

FIG. 9.

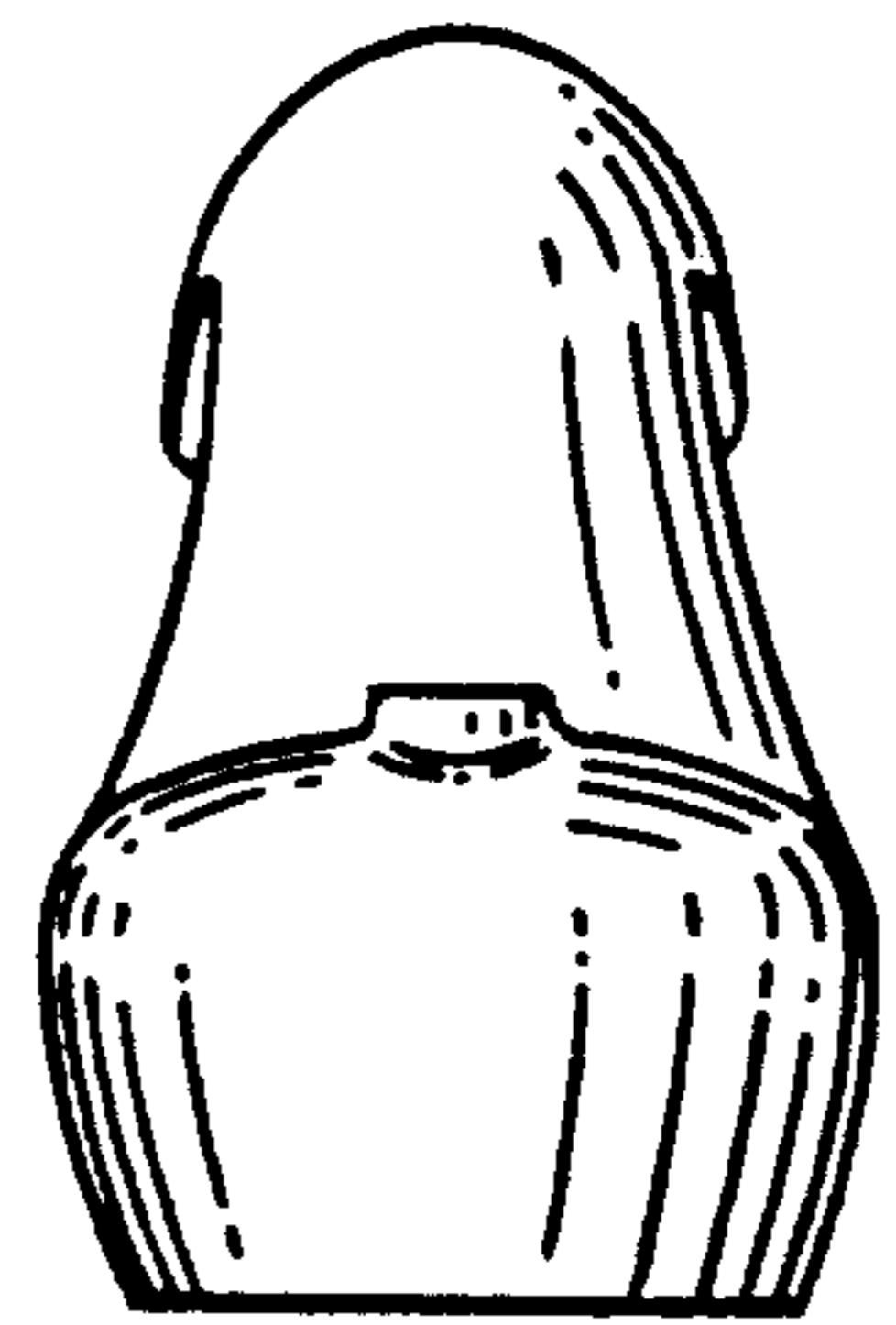



FIG. 11.



FIG. 12.