



US00D347878S

United States Patent [19]
Grice

[11] **Patent Number: Des. 347,878**

[45] **Date of Patent: ** Jun. 14, 1994**

- [54] **SPIN CASTING FISHING ROD HANDLE**
- [75] **Inventor: Steven L. Grice, Spirit Lake, Iowa**
- [73] **Assignee: Berkley, Inc., Spirit Lake, Iowa**
- [**] **Term: 14 Years**
- [21] **Appl. No.: 954,374**
- [22] **Filed: Sep. 30, 1992**
- [52] **U.S. Cl. D22/142**
- [58] **Field of Search 43/18.1, 20, 22, 23; D22/142**

Primary Examiner—A. Hugo Word
Assistant Examiner—Doris V. Coles
Attorney, Agent, or Firm—Faegre & Benson

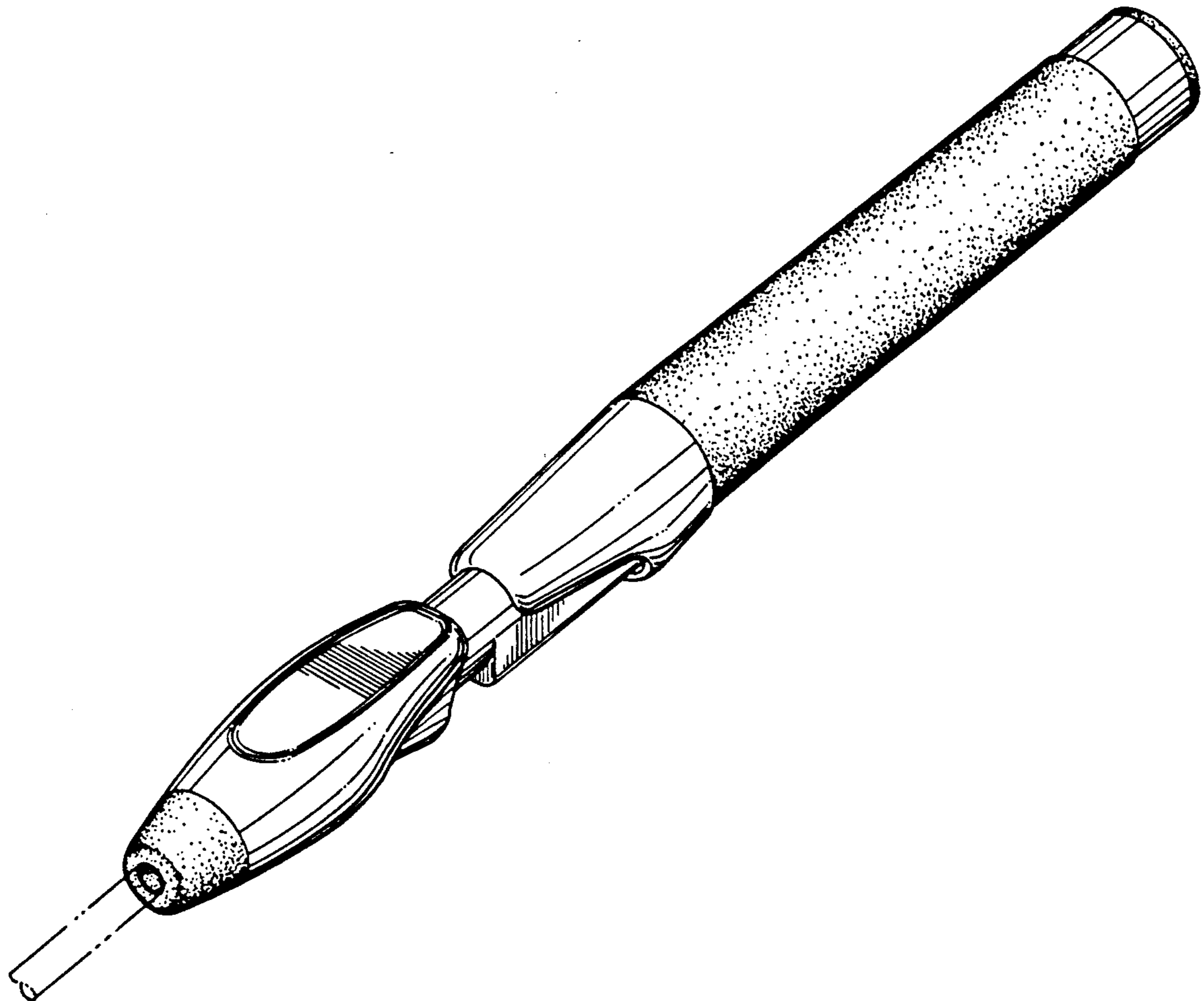
[57] **CLAIM**

The ornamental design for a spin casting fishing rod handle, as shown and described.

DESCRIPTION

FIG. 1 is a perspective view of the spin casting fishing rod handle showing my new design;
FIG. 2 is a side elevational view thereof, the opposite side being a mirror image thereof;
FIG. 3 is a bottom plan view thereof;
FIG. 4 is a top plan view thereof;
FIG. 5 is a front elevational view thereof; and,
FIG. 6 is a rear elevational view thereof.
The broken line showing of part of a fishing rod in FIG. 1 is for illustrative purposes only and forms no part of the claimed design.

- [56] **References Cited**
- U.S. PATENT DOCUMENTS**
- D. 294,626 3/1988 Rumbaugh et al. D22/142
- D. 301,049 5/1989 Lassi D22/142
- D. 301,050 5/1989 Lassi D22/142
- D. 319,283 8/1991 Shiozaki D22/142



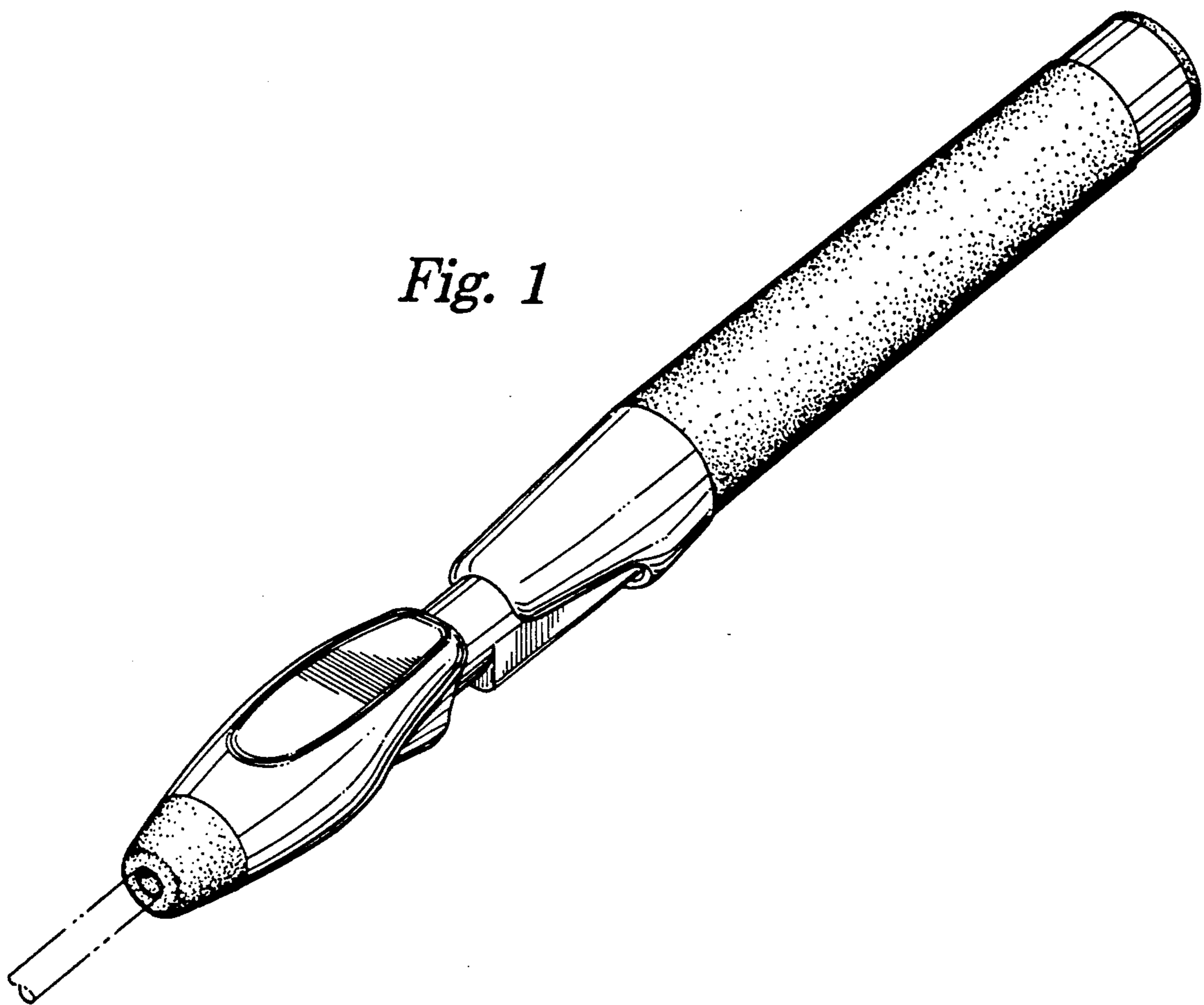


Fig. 1

Fig. 5

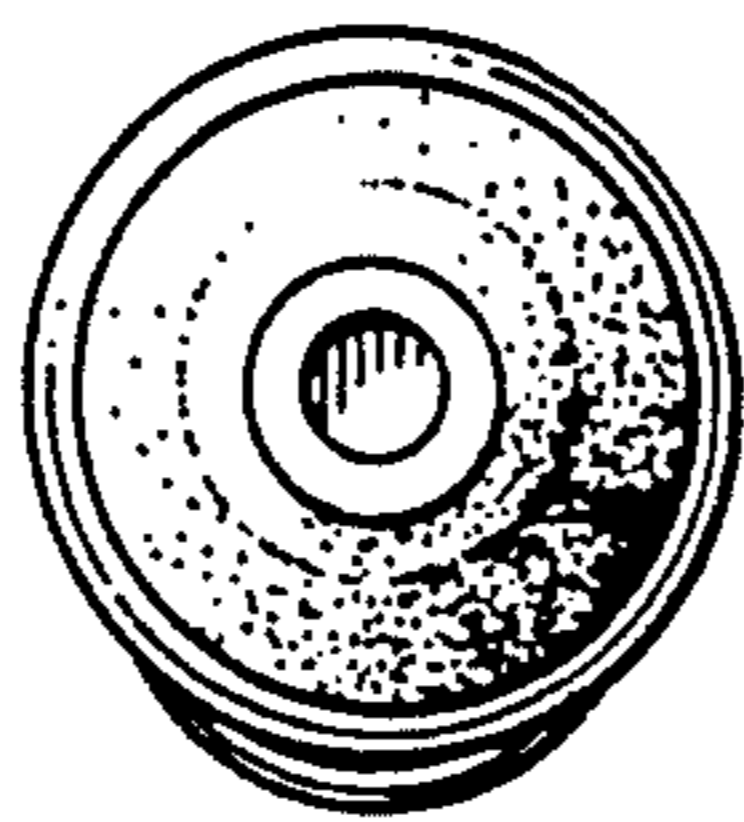


Fig. 6

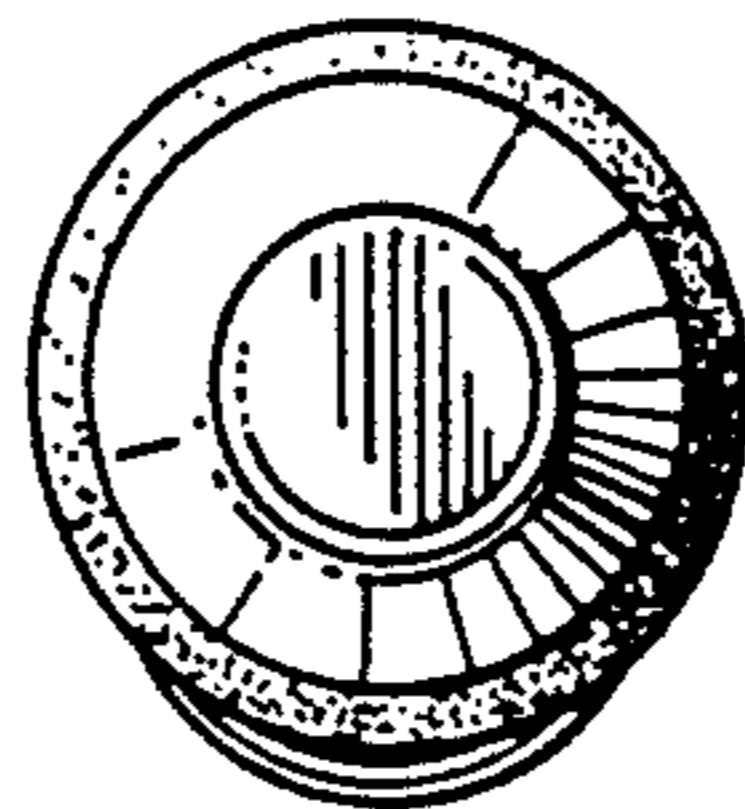


Fig. 2

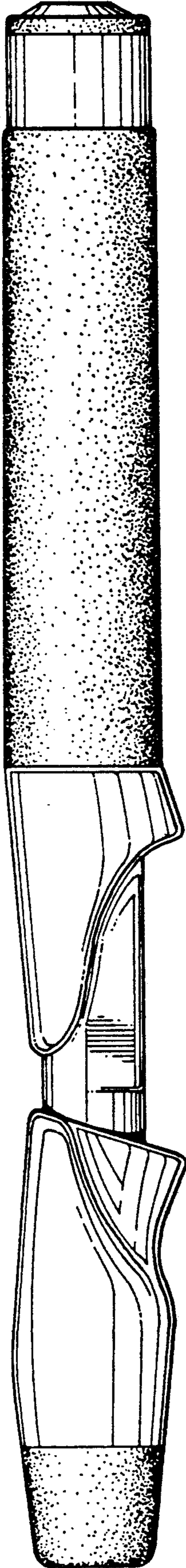


Fig. 3

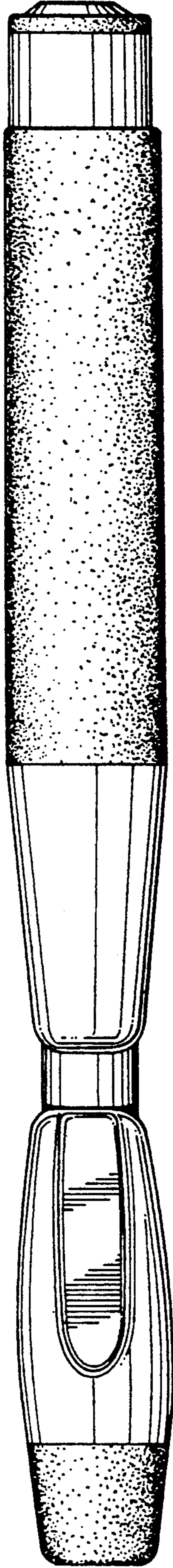


Fig. 4

