



US00D347859S

# United States Patent [19] Glynn

[11] Patent Number: **Des. 347,859**  
[45] Date of Patent: **\*\* Jun. 14, 1994**

[54] SIGN HOLDER  
[75] Inventor: **John J. Glynn, Plymouth, Minn.**  
[73] Assignee: **Glynn Company, Inc., Minnetonka, Minn.**  
[\*\*] Term: **14 Years**  
[21] Appl. No.: **933,049**  
[22] Filed: **Aug. 19, 1992**  
[52] U.S. Cl. .... **D20/40**  
[58] Field of Search ..... **40/1, 124, 124.1, 124.2, 40/124.4, 642, 643, 644, 593, 618, 619, 624, 156; D20/10, 15, 39, 40, 41, 42**

4,144,664 3/1979 De Korte ..... 40/156  
4,187,630 2/1980 Guilie et al. .... 40/156  
4,356,647 11/1982 Farris ..... 40/156  
4,960,258 10/1990 Stocker et al. .... 40/124  
5,031,870 7/1991 Higgins ..... 40/124

*Primary Examiner*—Wallace R. Burke  
*Assistant Examiner*—Marcus Jackson  
*Attorney, Agent, or Firm*—Palmatier, Sjoquist & Helget

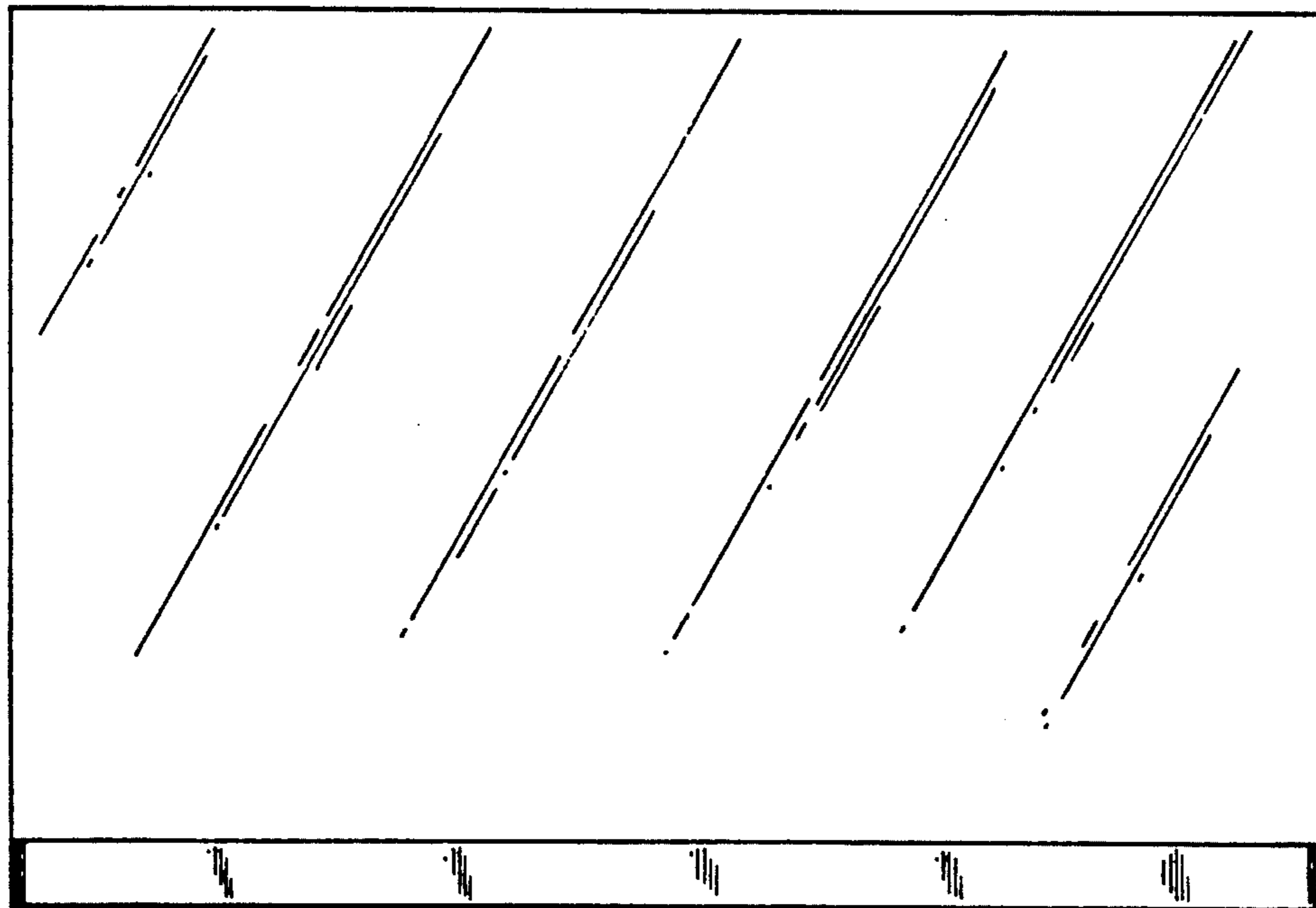
### [57] CLAIM

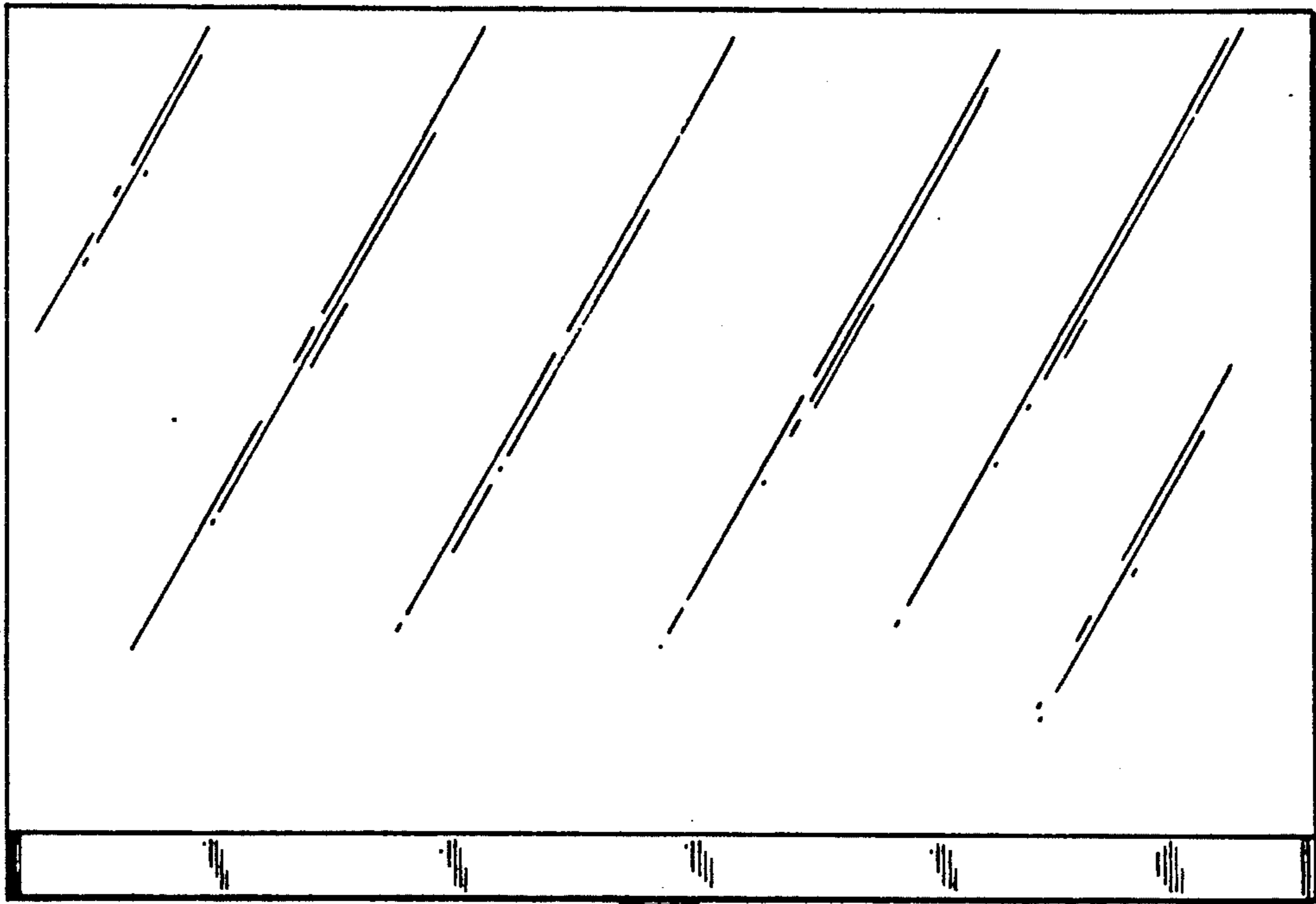
The ornamental design for a sign holder, as shown and described.

### DESCRIPTION

FIG. 1 is a front elevational view of the invention which is a mirror image of the rear elevational view; FIG. 2 is a bottom plan view of the invention; FIG. 3 is a top plan view of the invention; and, FIG. 4 is a side elevational view of the invention which is a mirror image of the opposite side.

[56] **References Cited**  
**U.S. PATENT DOCUMENTS**  
D. 229,706 12/1973 Lewis ..... D20/43  
D. 266,338 9/1982 Mandel ..... D20/43  
D. 277,196 1/1985 Eason ..... D20/43







*Fig. 1.*



*Fig. 2.*



*Fig. 3.*



*Fig. 4.*