



US00D347857S

# United States Patent [19]

[11] Patent Number: **Des. 347,857**

Coe

[45] Date of Patent: **\*\* Jun. 14, 1994**

[54] TELEPHONE MESSAGE HOLDER CLIP

[76] Inventor: **Matthew Coe**, 144 Pompton Ave., Cedar Grove, N.J. 07009

[\*\*] Term: **14 Years**

[21] Appl. No.: **792,736**

[22] Filed: **Nov. 15, 1991**

[52] U.S. Cl. .... **D19/65; D8/395; D14/254; D19/87**

[58] Field of Search ..... **D8/395; 40/335, 336; 24/11 PP, 67 R, 67.9, 67.11, 304; D19/65, 75, 86, 87, 90, 91, 99, 100; D20/43; D14/251, 252, 254**

[56] **References Cited**

**U.S. PATENT DOCUMENTS**

- D. 215,054 8/1969 Swertz ..... D14/254
- D. 216,264 12/1969 Dietrich et al. .... D14/254
- D. 216,643 2/1970 Petersen ..... D8/395 X

- D. 229,757 1/1974 Hansen ..... D14/254
- D. 242,808 12/1976 Moberg ..... D19/87 X
- D. 250,189 11/1978 Hansen ..... D14/254
- D. 256,258 8/1980 Varrin ..... D8/395 X
- D. 261,265 10/1981 Leopoldi ..... D19/65 X

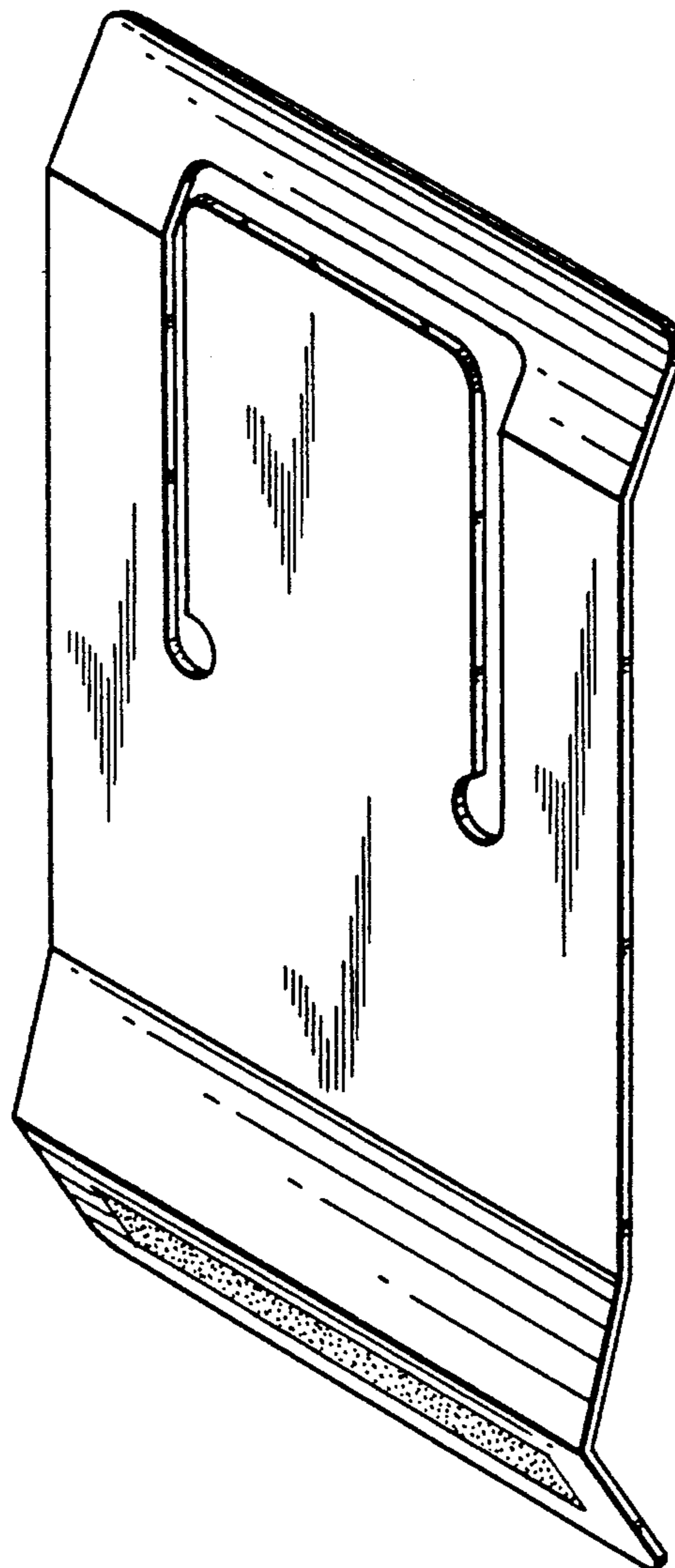
*Primary Examiner*—Nelson C. Holtje  
*Assistant Examiner*—Martie Thompson  
*Attorney, Agent, or Firm*—Bryan, Levitin & Bab

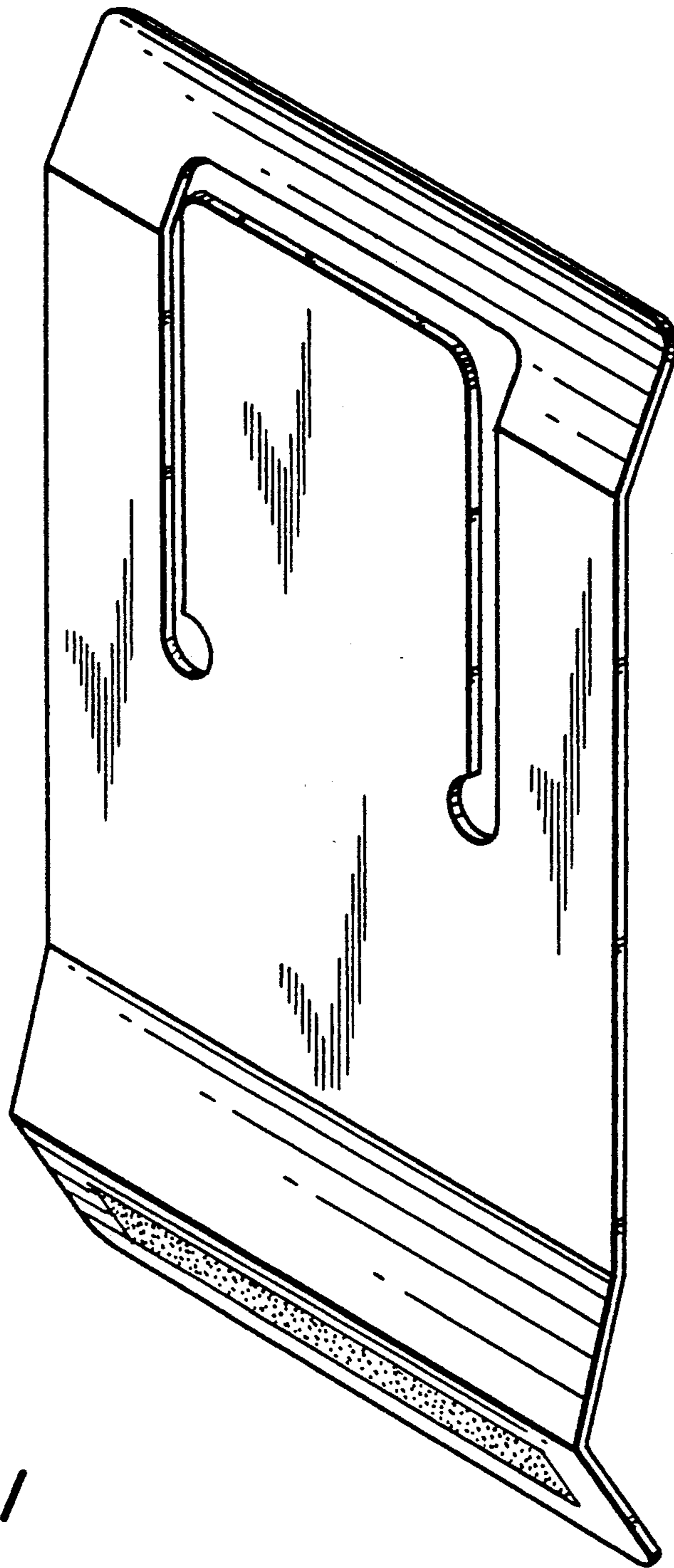
[57] **CLAIM**

The ornamental design for a telephone message holder clip, as shown and described.

**DESCRIPTION**

FIG. 1 is a top, side, rear perceptive view of a telephone message holder clip illustrating my new design; FIG. 2 is a front elevational view thereof; FIG. 3 is a side elevational view thereof, the opposite side being a mirror image thereof; FIG. 4 is a top plan view thereof; and, FIG. 5 is a bottom plan view thereof.





*FIG. 1*

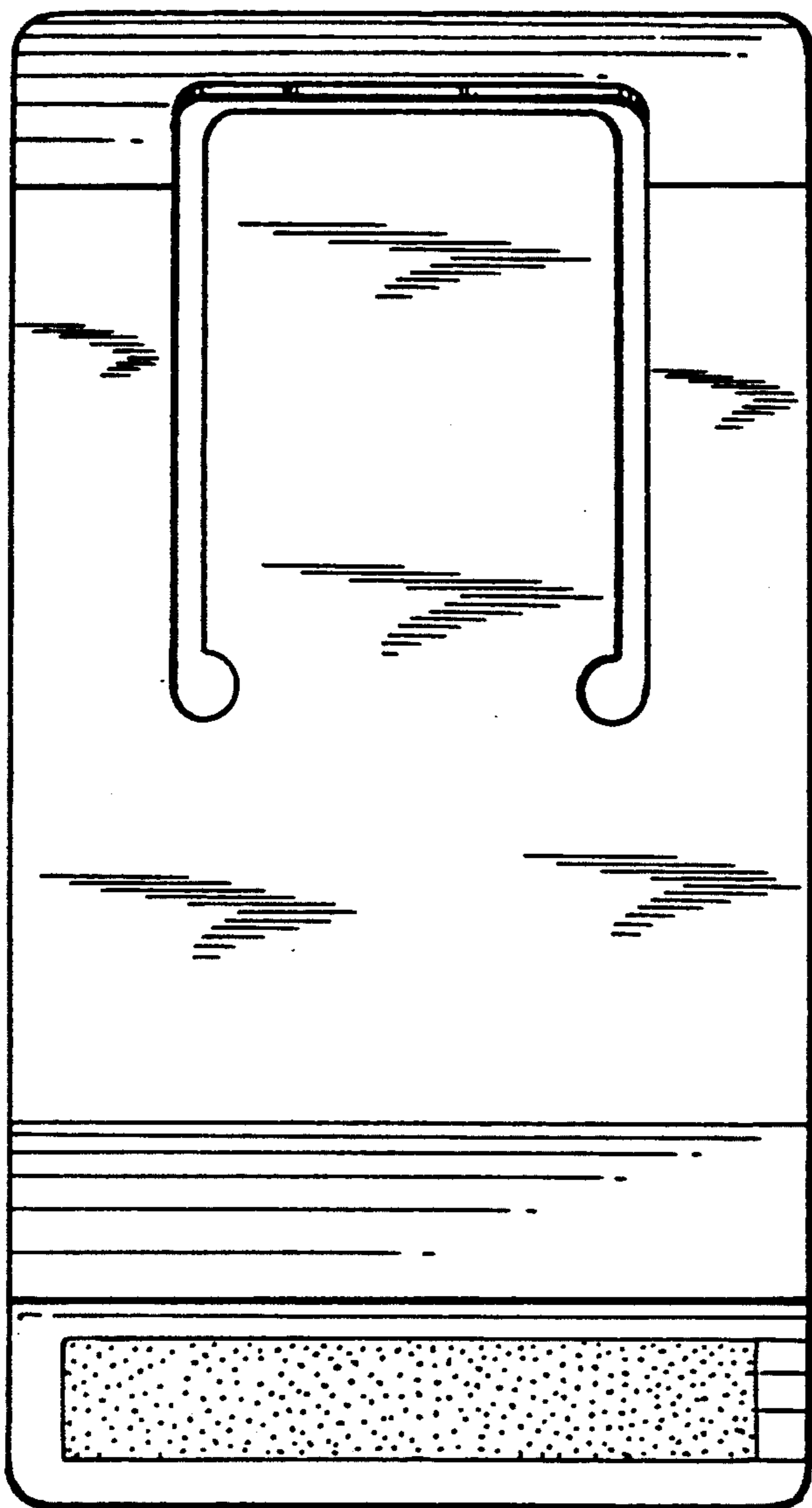


FIG. 2

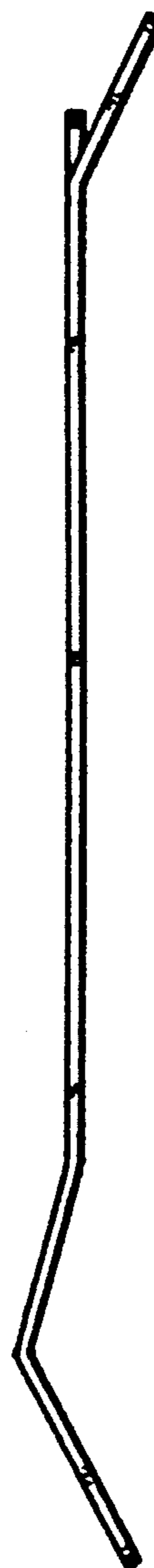




FIG. 3



*FIG. 4*



*FIG. 5*