



US00D347854S

United States Patent [19]

[11] Patent Number: **Des. 347,854**

Masubuchi

[45] Date of Patent: **** Jun. 14, 1994**

[54] **MUSICAL TONE CONTROLLER**

[75] Inventor: **Takamichi Masubuchi**, Hamamatsu, Japan

[73] Assignee: **Yamaha Corporation**, Shizuoka, Japan

[**] Term: **14 Years**

[21] Appl. No.: **831,311**

[22] Filed: **Feb. 4, 1992**

5,166,462 11/1992 Suzuki et al. 84/600
 5,166,463 11/1992 Weber 84/600

FOREIGN PATENT DOCUMENTS

1-167891 7/1989 Japan 84/644
 1-167892 7/1989 Japan 84/644

Primary Examiner—Melvin B. Feifer
Assistant Examiner—Adir Aronovich
Attorney, Agent, or Firm—Weingarten, Schurgin, Gagnebin & Hayes

[30] Foreign Application Priority Data

Aug. 6, 1991 [JP] Japan 3-23637

[52] U.S. Cl. **D17/99**

[58] Field of Search 84/600, 644, 670, 687, 84/718, DIG. 7; D17/99

[57] CLAIM

The ornamental design for musical tone controller, as shown and described.

DESCRIPTION

FIG. 1 is a front elevational view of a musical tone controller showing my new design; FIG. 2 is a right-side view thereof; FIG. 3 is a top plan view thereof; FIG. 4 is a bottom plan view thereof; FIG. 5 is a rear view thereof; and, FIG. 6 is a front perspective view thereof. The broken lines are shown for illustrative purposes only and form no part of the claimed design. The cable is fragmentarily shown to indicate indeterminate length.

[56] References Cited

U.S. PATENT DOCUMENTS

1,906,193 4/1933 Vitale 340/321
 3,700,836 10/1972 Rackson 200/52 R
 4,414,537 11/1983 Grimes 340/365 R
 4,920,848 5/1990 Suzuki 84/600
 5,005,460 4/1991 Suzuki et al. 84/600
 5,151,553 9/1992 Suzuki et al. 84/600

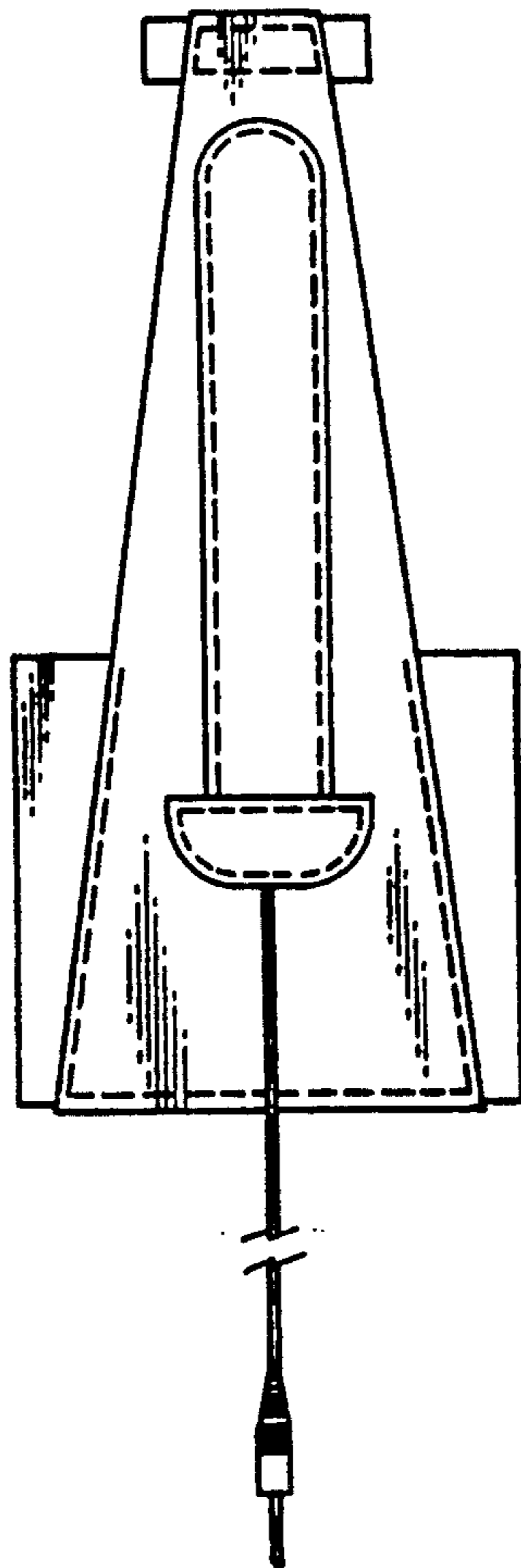


FIG.3



FIG.1

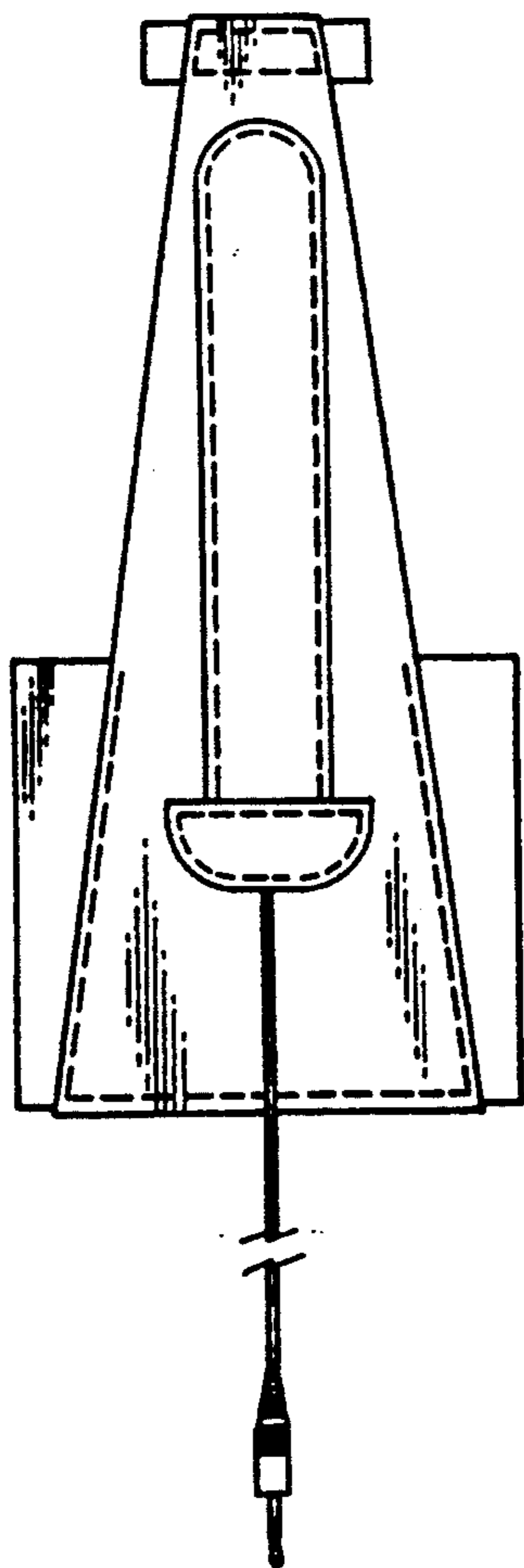


FIG.2



FIG. 4



FIG. 5

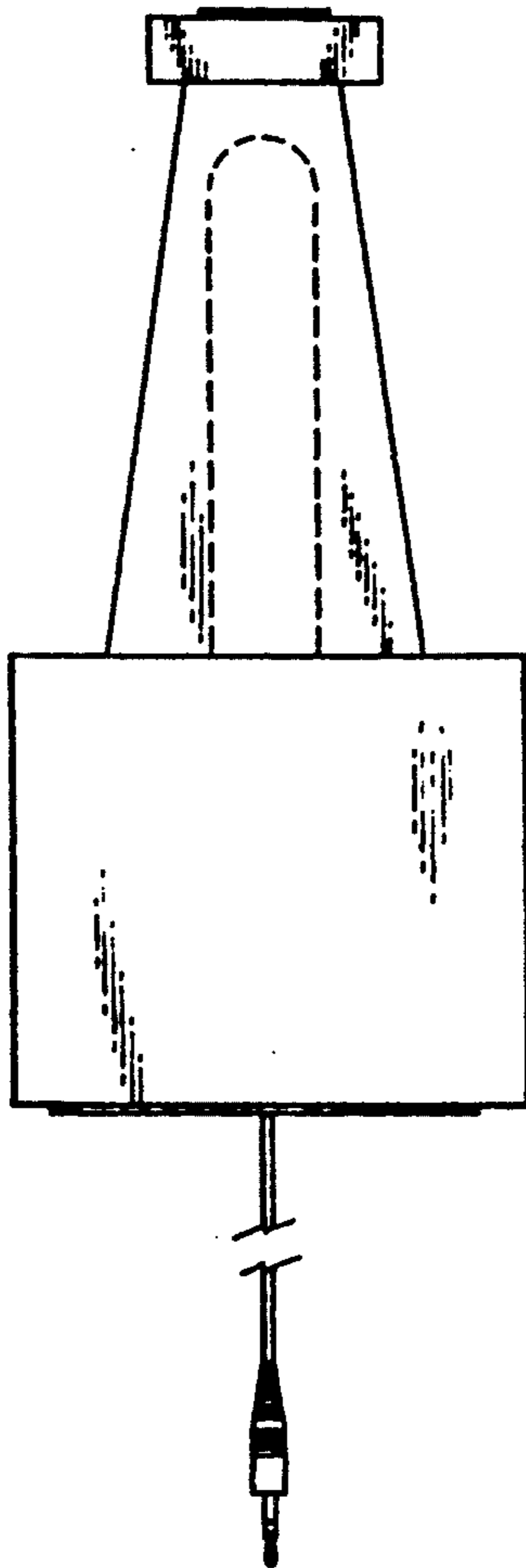


FIG. 6

