



US00D347852S

United States Patent [19]
Lipscomb

[11] **Patent Number: Des. 347,852**
[45] **Date of Patent: ** Jun. 14, 1994**

[54] **DRUM HANDLE**
[75] **Inventor: Anna R. Lipscomb, Taos, N. Mex.**
[73] **Assignee: Southwest Products, Ltd., Taos, N. Mex.**
[**] **Term: 14 Years**
[21] **Appl. No.: 815,116**
[22] **Filed: Dec. 27, 1991**
[52] **U.S. Cl. D17/22**
[58] **Field of Search D3/30.1; D8 DIG. 2; 2/DIG. 6; 36/50.1; 16/110 R, 114 R; 206/314; 224/264, 901, 910; 294/149, 152; 84/421, 427, 453; D17/22, 99; D21/64**

3,057,354 10/1962 Roberts et al. 2/DIG. 6
4,114,297 9/1978 Famolare, Jr. 36/50.1
4,334,612 6/1982 Beato 206/314
5,169,199 12/1992 de Ruyter et al. 294/149

Primary Examiner—Bernard Ansher
Assistant Examiner—Adir Aronovich
Attorney, Agent, or Firm—Rod D. Baker; Deborah A. Peacock; Jeffrey D. Myers

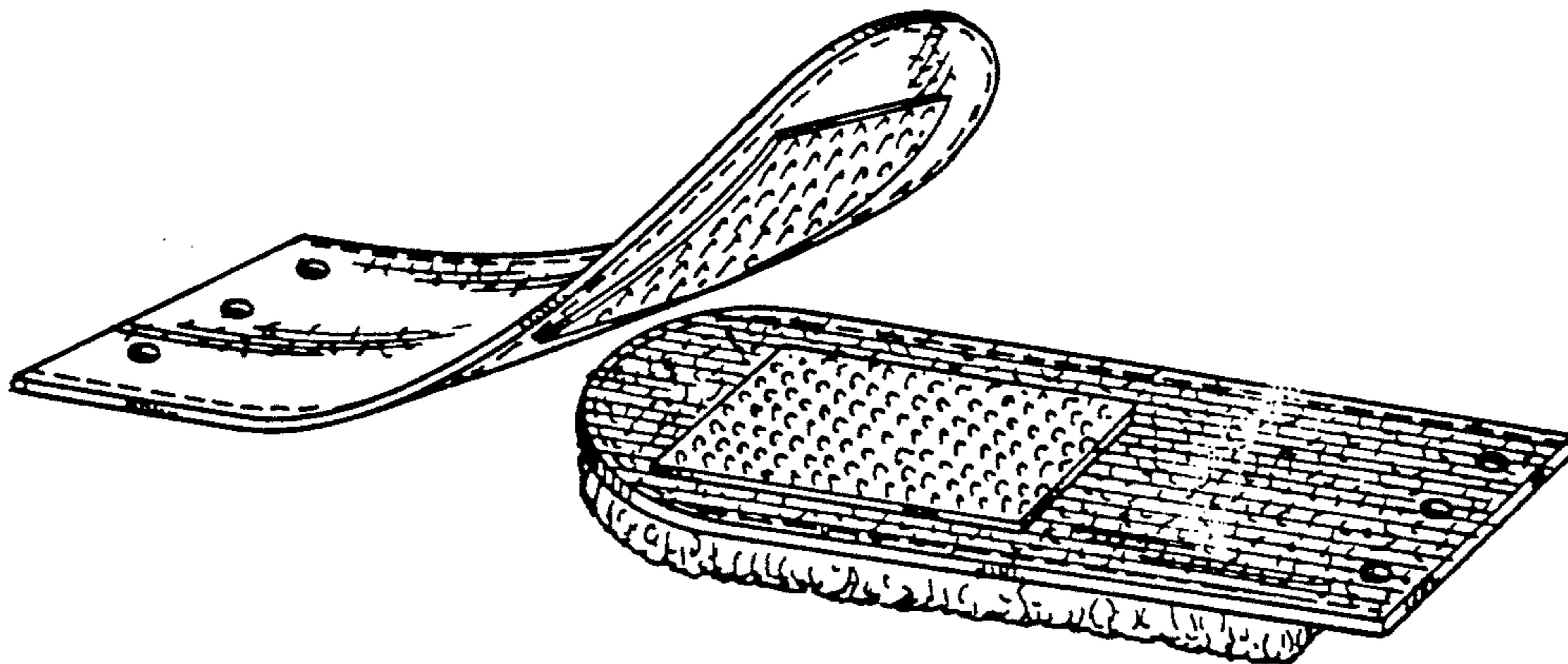
[57] **CLAIM**

The ornamental design for a drum handle, as shown and described.

DESCRIPTION

FIG. 1 is a top view of the drum handle showing my new design in a closed position;
FIG. 2 is a side view of the drum handle;
FIG. 3 is an end view of the drum handle;
FIG. 4 is a bottom view of the drum handle;
FIG. 5 is a perspective view of the drum handle showing my new design in an open position; and,
FIG. 6 is a perspective view thereof, the drum handle being attached to a drum and in a closed position. The broken line showing of a drum is for illustrative purposes only and forms no part of the claimed design.

[56] **References Cited**
U.S. PATENT DOCUMENTS
D. 247,196 2/1978 Mikosz D3/30.1
D. 275,498 9/1984 Strauss D21/64
D. 281,289 11/1985 Graham D3/30.1
206,216 7/1878 Berth 294/149
2,374,645 5/1945 Borbé 16/110 R






FIG-1



FIG-2



FIG-3




FIG-4

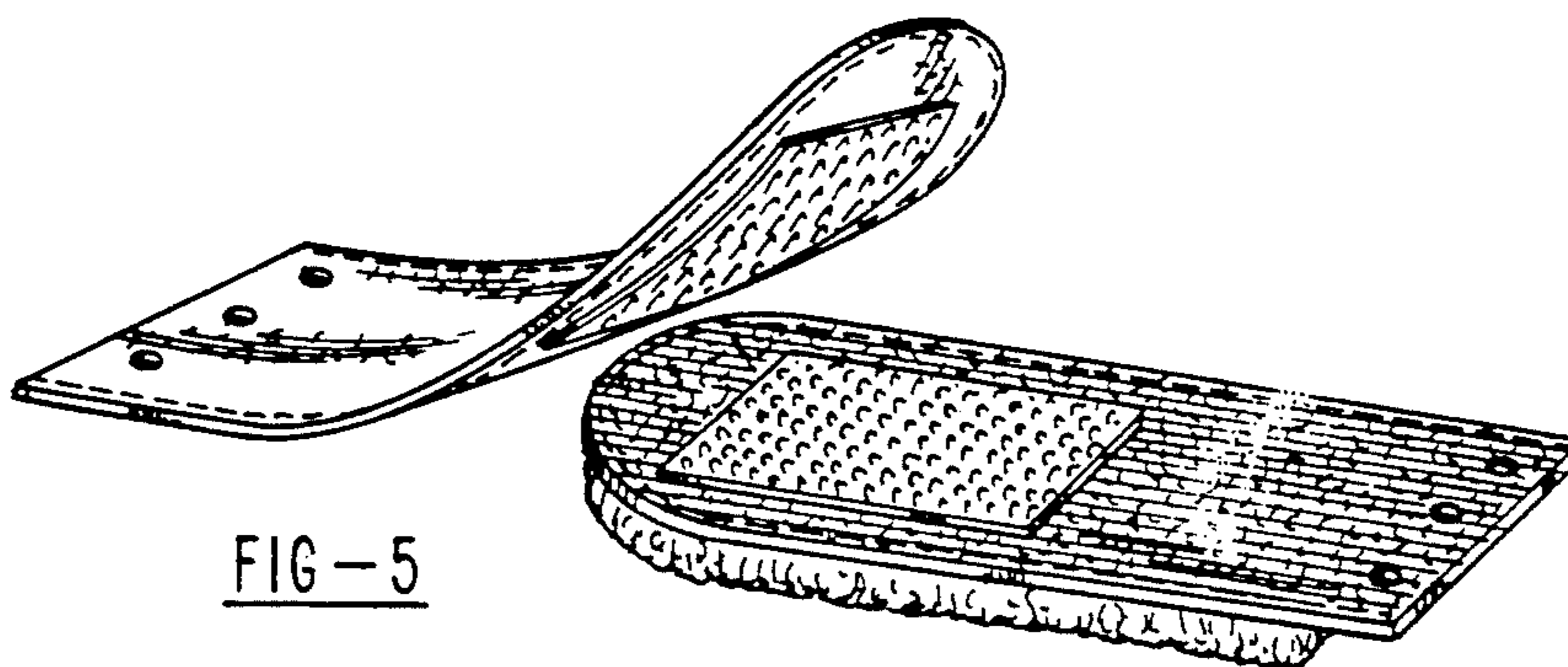


FIG-5

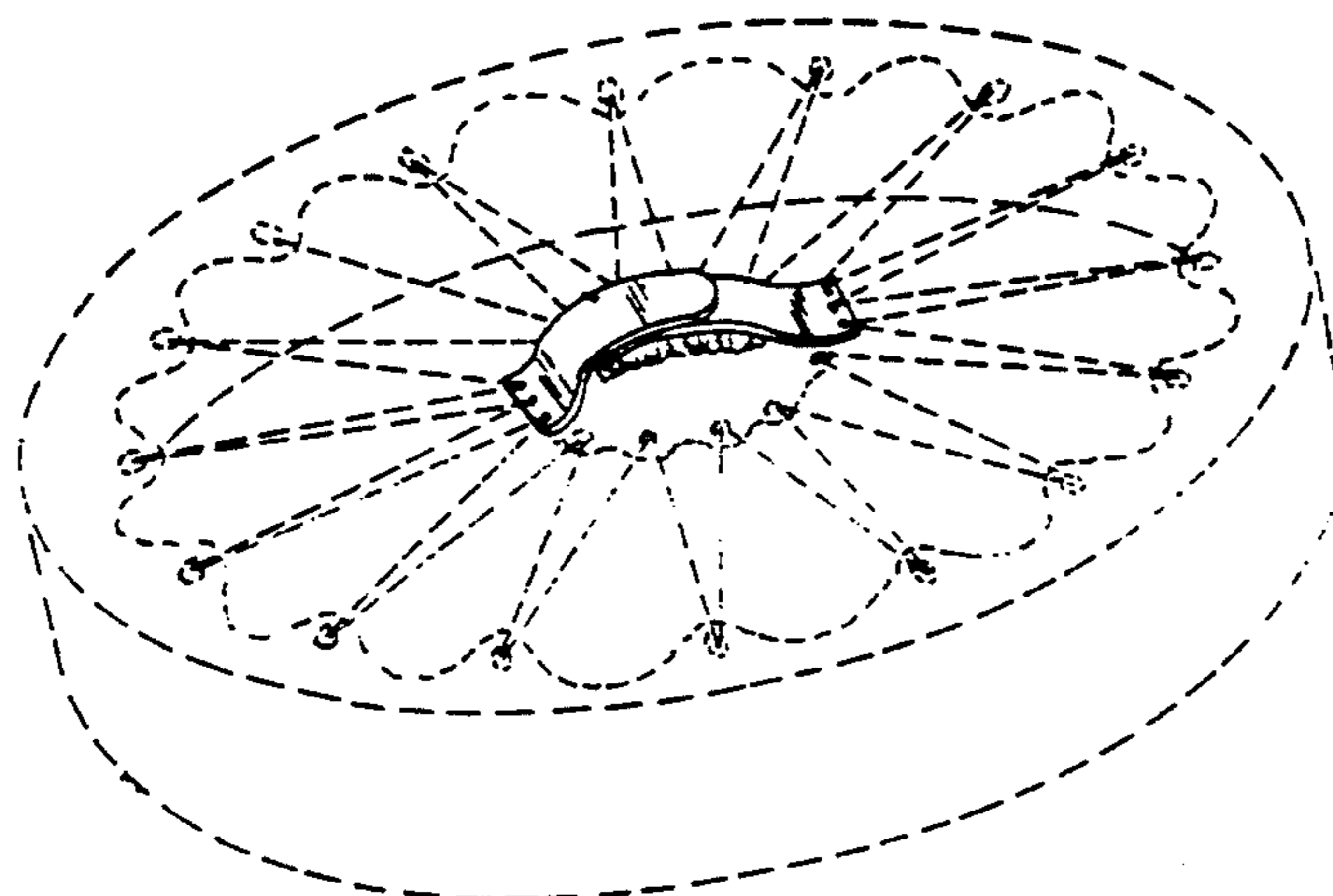


FIG-6