



US00D347819S

United States Patent [19]

[11] Patent Number: **Des. 347,819**

Katz

[45] Date of Patent: **** Jun. 14, 1994**

[54] **CARRIER FOR MOUNTING ON BICYCLES**

[76] Inventor: **Robert D. Katz**, 1648 C Sherbrooke St. West, Montreal, Quebec, Canada, H3H 1C9

[**] Term: **14 Years**

[21] Appl. No.: **208**

[22] Filed: **Oct. 7, 1992**

[30] **Foreign Application Priority Data**

Apr. 8, 1992 [CA] Canada 080492

[52] U.S. Cl. **D12/410; D3/281**

[58] Field of Search 224/32 A, 32 R, 31, 224/35, 30 R, 30 A; D12/158

[56] **References Cited**

U.S. PATENT DOCUMENTS

- D. 237,484 11/1975 Larsen et al. D12/158
- D. 240,298 6/1976 Kline D12/158

- D. 243,943 4/1977 Harris et al. D12/158
- D. 258,650 3/1981 Beaubien et al. D12/158
- D. 259,192 5/1981 Beaubien et al. D12/158
- D. 262,103 12/1981 Beaubien et al. D12/158
- D. 279,369 6/1985 Van Vlandren D12/158

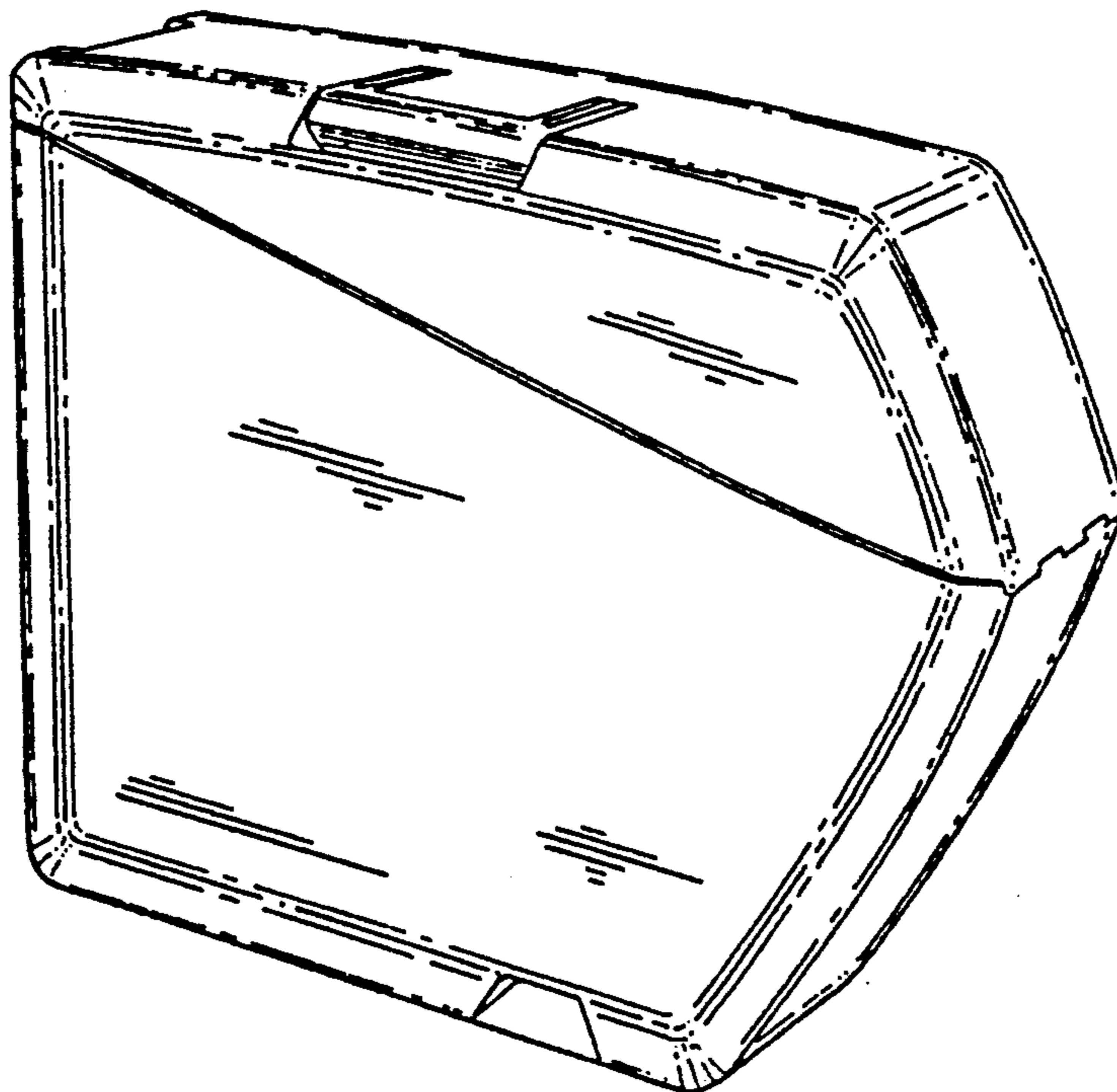
Primary Examiner—Wallace R. Burke
Assistant Examiner—Melody Brown
Attorney, Agent, or Firm—Chilton, Alix & Van Kirk

[57] **CLAIM**

The ornamental design for a carrier for mounting on bicycles, as shown and described.

DESCRIPTION

FIG. 1 is a perspective of a carrier for mounting on bicycles showing my new design;
FIG. 2 is a side elevation view thereof, the other side being a mirror image;
FIG. 3 is an end elevation view thereof;
FIG. 4 is a top plan view thereof;
FIG. 5 is a front elevation view thereof; and,
FIG. 6 is a bottom view thereof.



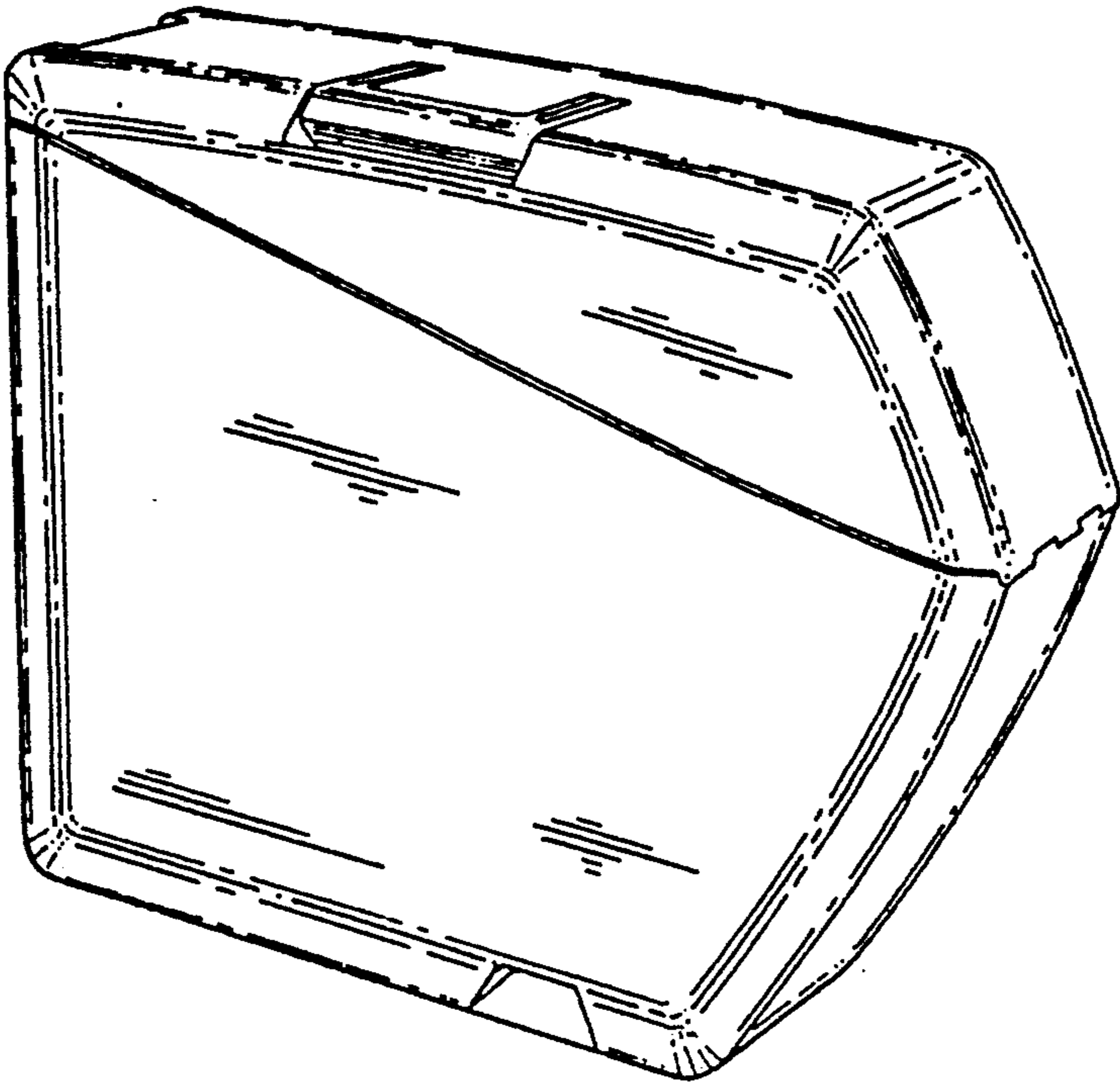


FIG.1




FIG. 4

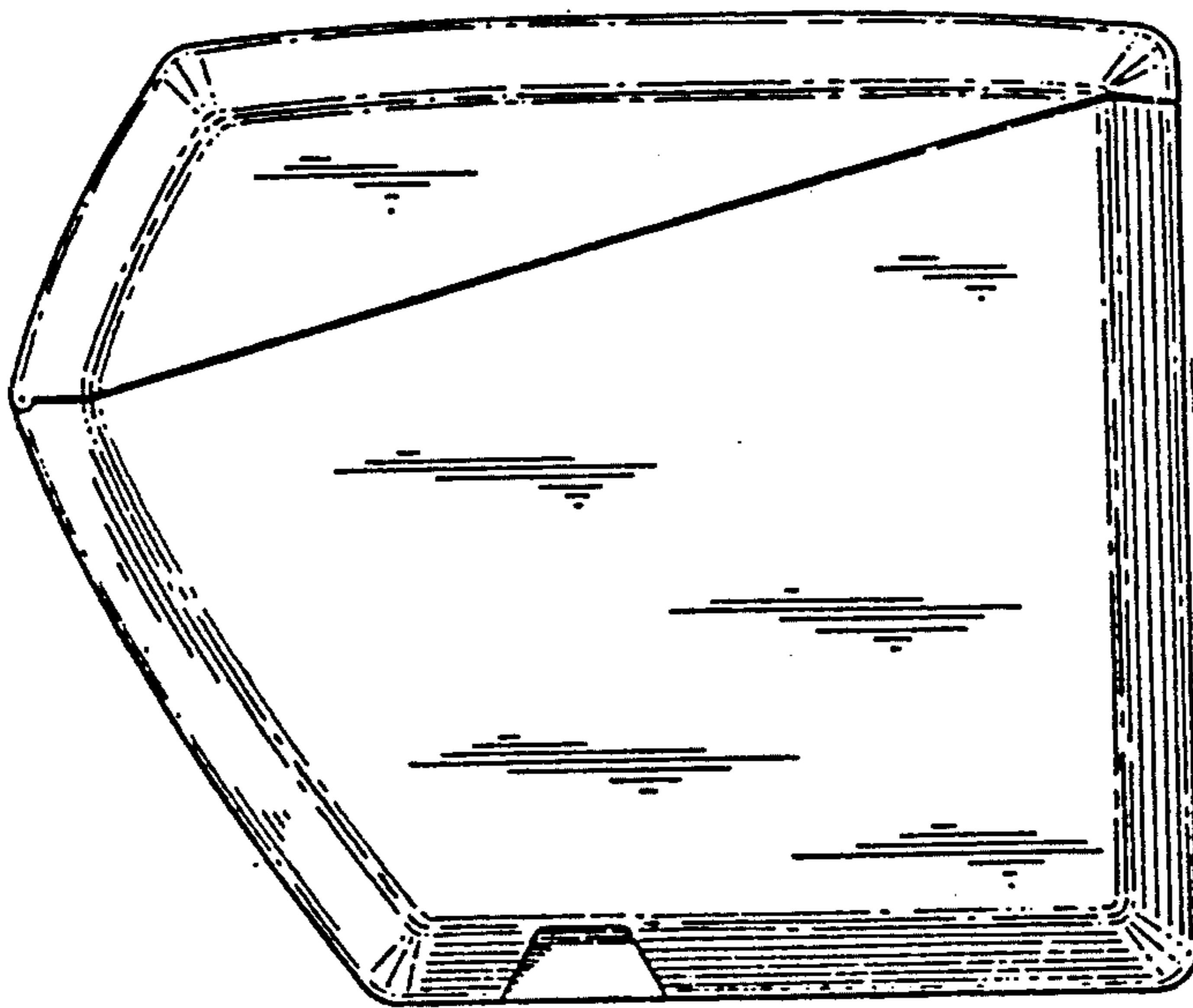


FIG. 2




FIG. 3

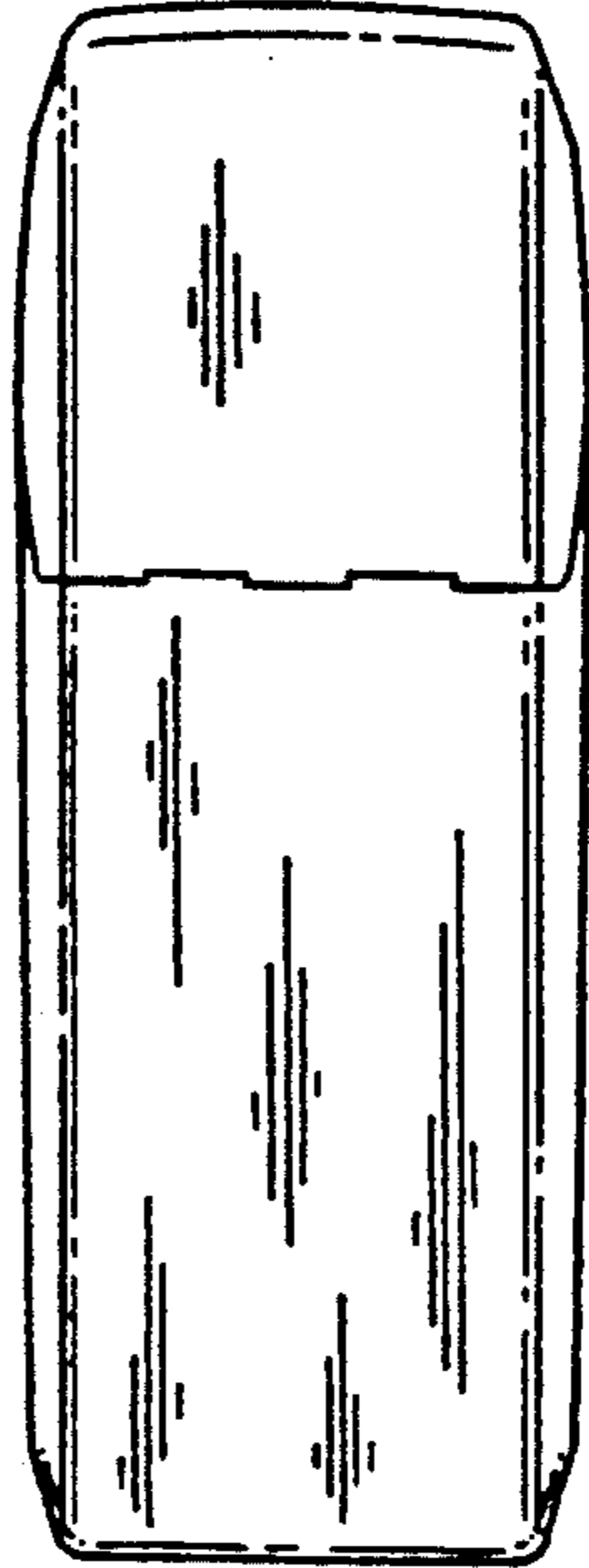


FIG. 5




FIG. 6