



US00D347797S

# United States Patent [19]

[11] Patent Number: **Des. 347,797**

**Tekavec**

[45] Date of Patent: **\*\* Jun. 14, 1994**

[54] **BLACK JACK WAGERING ASSEMBLY**

4,633,070 12/1986 Merkh ..... 434/198

[76] Inventor: **Mel M. Tekavec**, 14 Silverweed Ct., Pueblo, Colo. 81001

*Primary Examiner*—Bernard Ansher  
*Assistant Examiner*—Sandra Morris  
*Attorney, Agent, or Firm*—Phillip A. Rein

[\*\*] Term: **14 Years**

### [57] CLAIM

[21] Appl. No.: **816,947**

The ornamental design for a black jack wagering assembly, as shown and described.

[22] Filed: **Jan. 3, 1992**

[52] U.S. Cl. .... **D10/46.1; D21/37**

### DESCRIPTION


[58] Field of Search ..... 116/222, 224; 273/DIG. 26, 236-285; 434/198, 404; D21/14-36, 37; D10/46.1


FIG. 1 is a front elevational view of the black jack wagering assembly, showing my new design, the broken lines showing of the indicia is for illustrative purposes only, and forms no part of the claimed design; FIG. 2 is a side elevational view thereof; FIG. 3 is an opposite side elevational view thereof; FIG. 4 is a rear elevational view thereof; FIG. 5 is an end elevational view thereof; FIG. 6 is an opposite end elevational view thereof; and, FIG. 7 is a rear perspective view thereof illustrating movement of a card member in dotted lines.

### [56] References Cited

#### U.S. PATENT DOCUMENTS

D. 210,227	2/1963	Taxel .....	D10/46.1
D. 321,146	10/1991	Pouget et al. ....	D10/46.1
2,243,693	5/1941	Caso .....	D21/14
2,542,834	2/1951	Peurozet .....	D10/46.1
4,021,940	5/1977	Saint .....	434/198






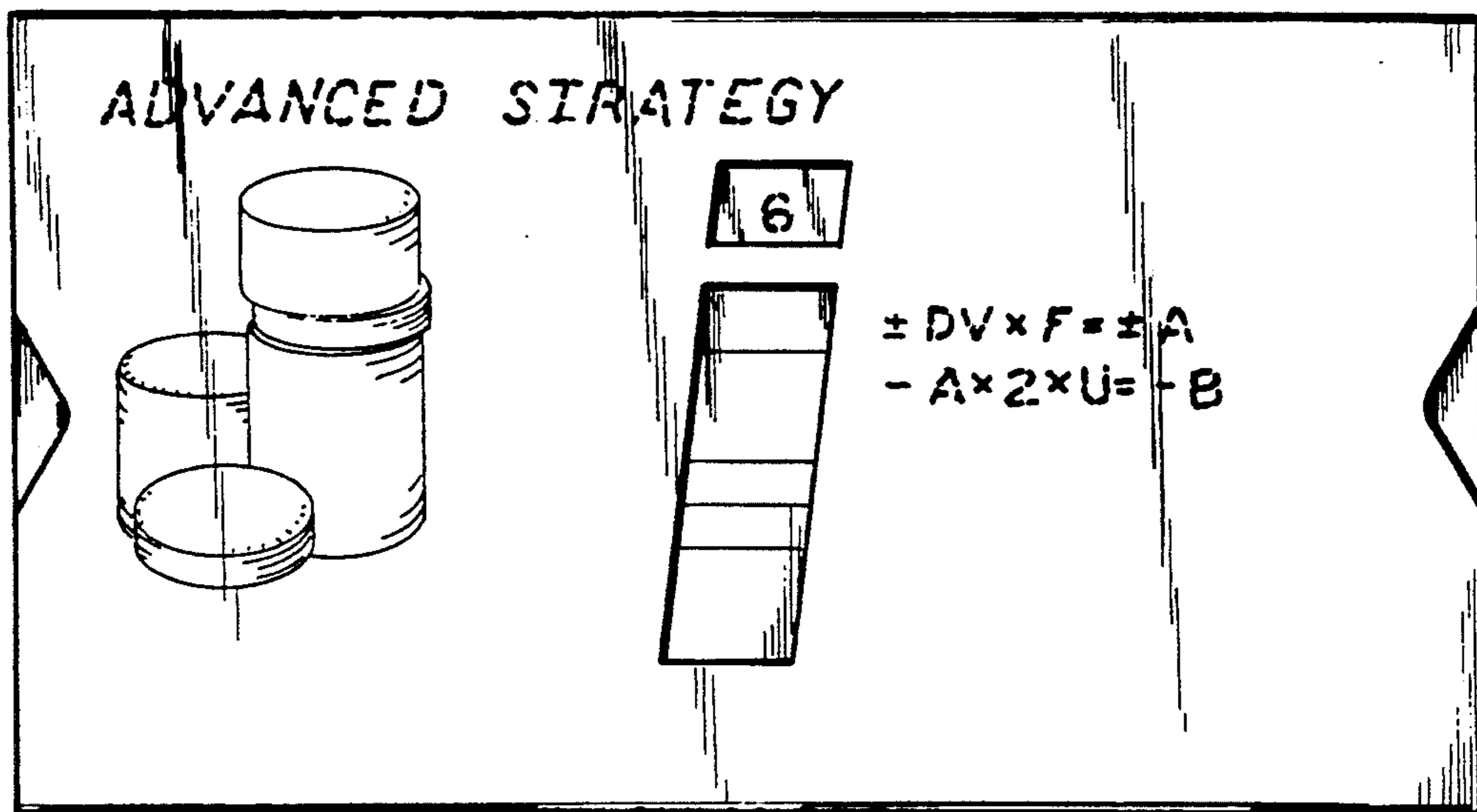
*Fig\_1*



*Fig\_2*



*Fig\_3*



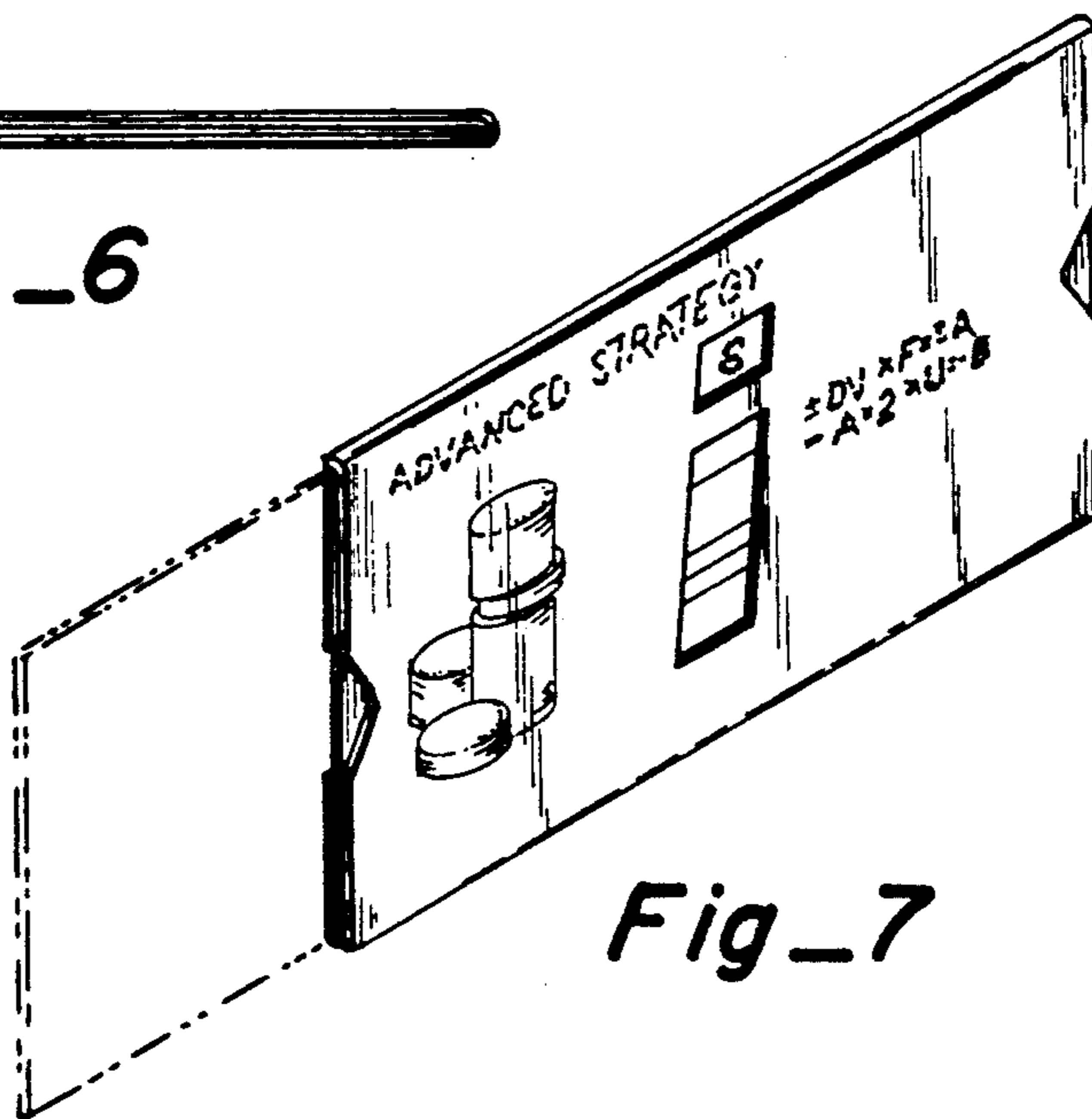
Fig\_4



Fig\_5



Fig\_6



Fig\_7