



US00D347756S

# United States Patent [19]

Robertson

[11] Patent Number: **Des. 347,756**

[45] Date of Patent: **\*\* Jun. 14, 1994**

[54] **CHILD'S SEAT INSERT**

[76] Inventor: **Carma B. Robertson, Rte. 2, Box 260-C, High Point, N.C. 27265**

[\*\*] Term: **14 Years**

[21] Appl. No.: **954,074**

[22] Filed: **Sep. 30, 1992**

[52] U.S. Cl. .... **D6/501; D6/359; D6/598**

[58] Field of Search ..... **D6/333, 596-598, D6/601, 604, 351, 359; 297/181, 250.1, 219.12, 256.15, DIG. 1; 5/652-656**

4,695,092	9/1987	Hittie .....	297/181 X
4,738,488	4/1988	Camelio .....	297/393
4,779,930	10/1988	Rosen .....	297/464
4,838,611	6/1989	Talaugon .....	297/391
4,909,573	3/1990	Barry et al. ....	297/456
5,064,245	11/1991	Stephens .....	295/397
5,112,104	5/1992	DeGiacomi .....	297/181 X

Primary Examiner—Alan P. Douglas

Assistant Examiner—J. E. Seeger

[57] **CLAIM**

The ornamental design for a child's seat insert, as shown and described.

**DESCRIPTION**

FIG. 1 is a left front top perspective view of a child's seat insert embodying my design;

FIG. 2 is a right side elevational view of the design as shown in FIG. 1;

FIG. 3 is a rear elevational view of the design as shown in FIG. 1;

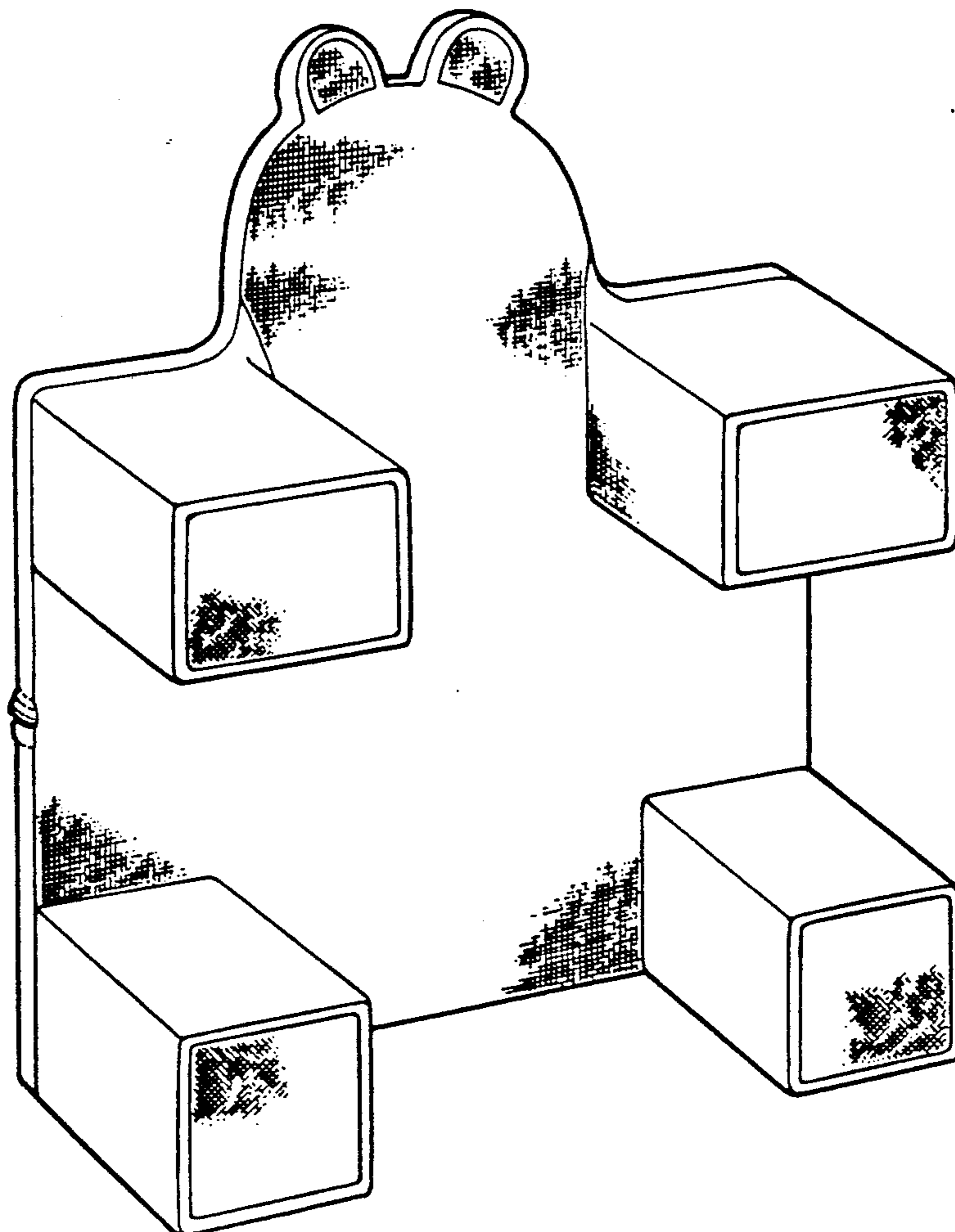
FIG. 4 is a bottom plan view of the design as shown in FIG. 1; and,

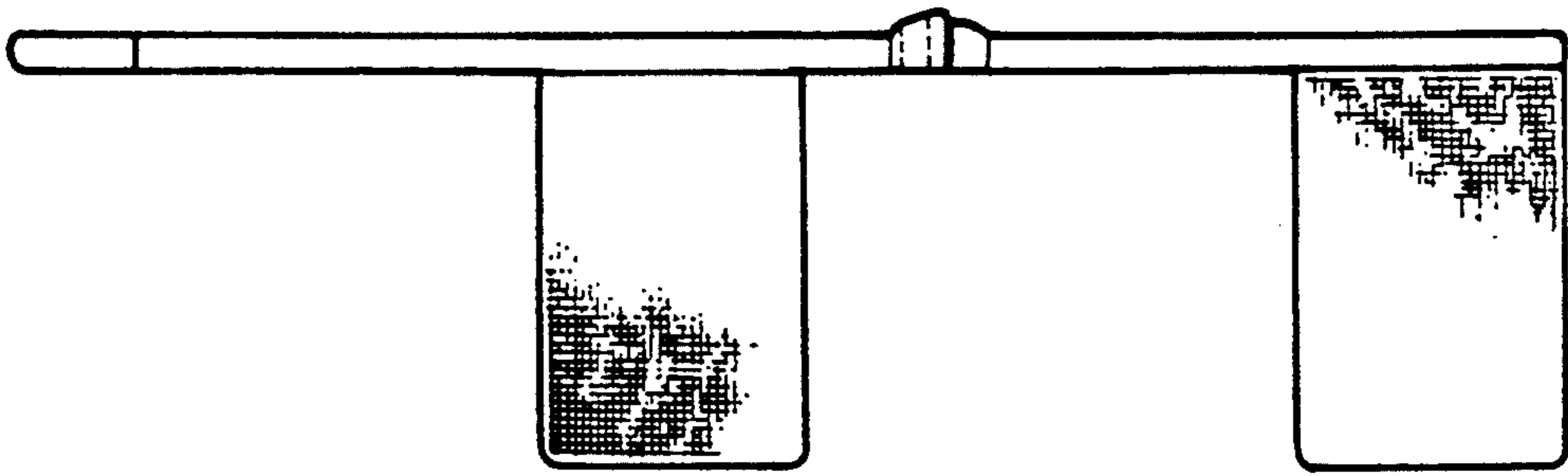
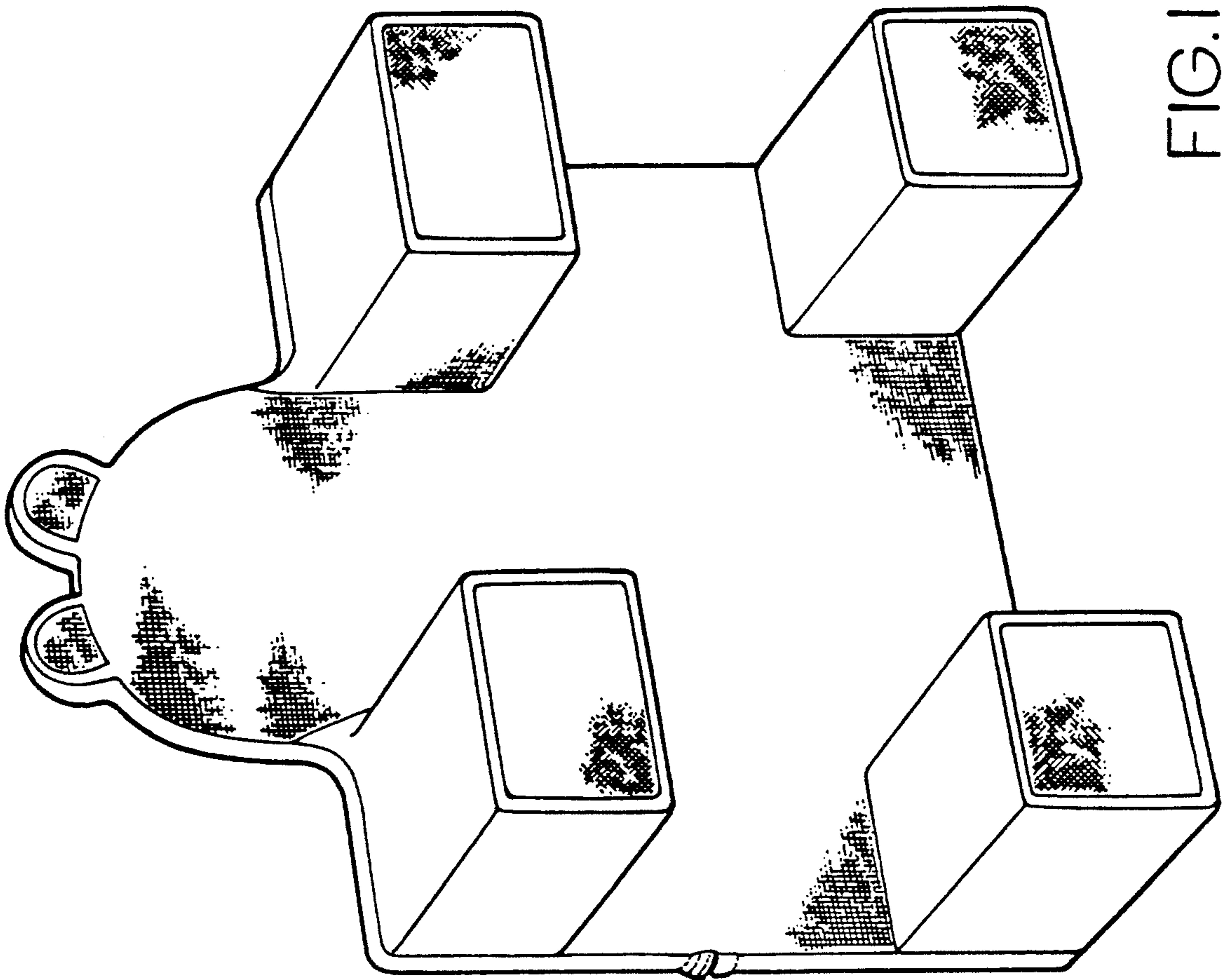
FIG. 5 is a top plan view of the design as shown in FIG. 1.

[56] **References Cited**

**U.S. PATENT DOCUMENTS**

D. 193,057	6/1962	Hunter .....	D6/359 X
D. 227,425	6/1973	Ando .....	D6/359
D. 294,099	2/1988	Bromberg et al. ....	D6/598 X
D. 322,723	12/1991	Barry et al. ....	D6/359
1,508,697	9/1924	Junker .....	297/181 X
3,840,916	10/1974	Jennings .....	5/327
4,565,405	1/1986	Mayer .....	297/230
4,586,747	5/1986	Taylor .....	D6/333 X








FIG. 4

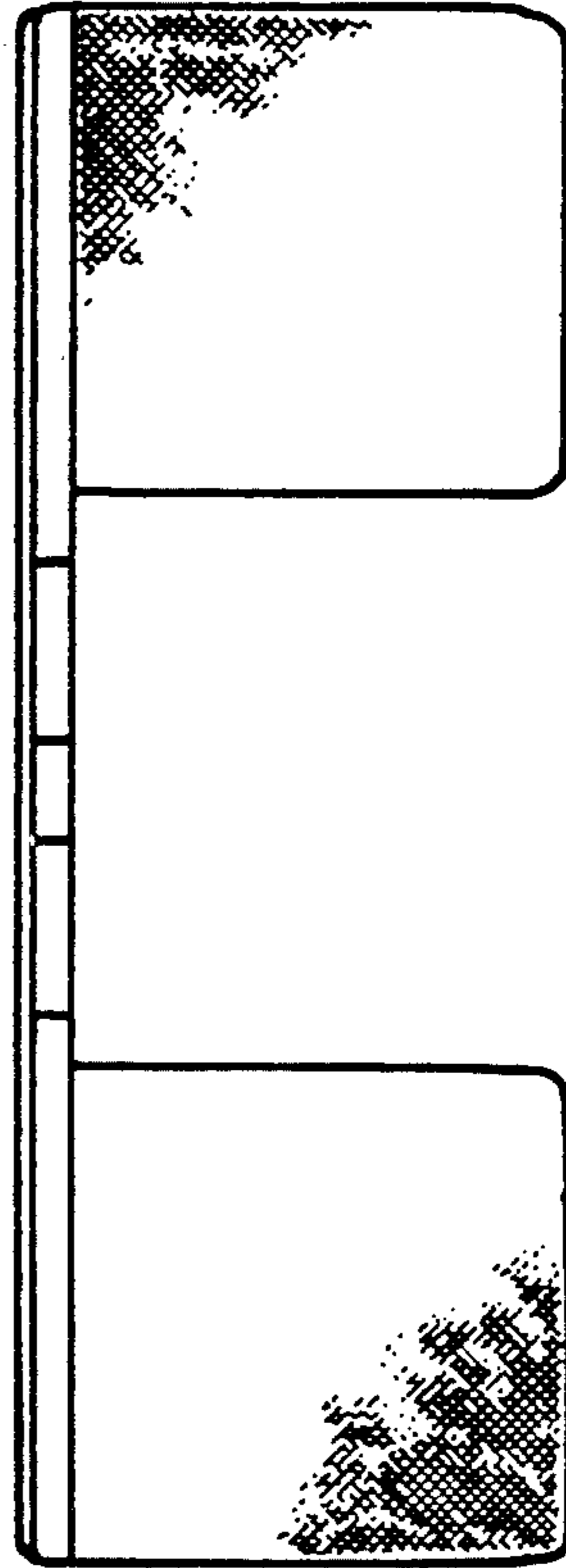


FIG. 5

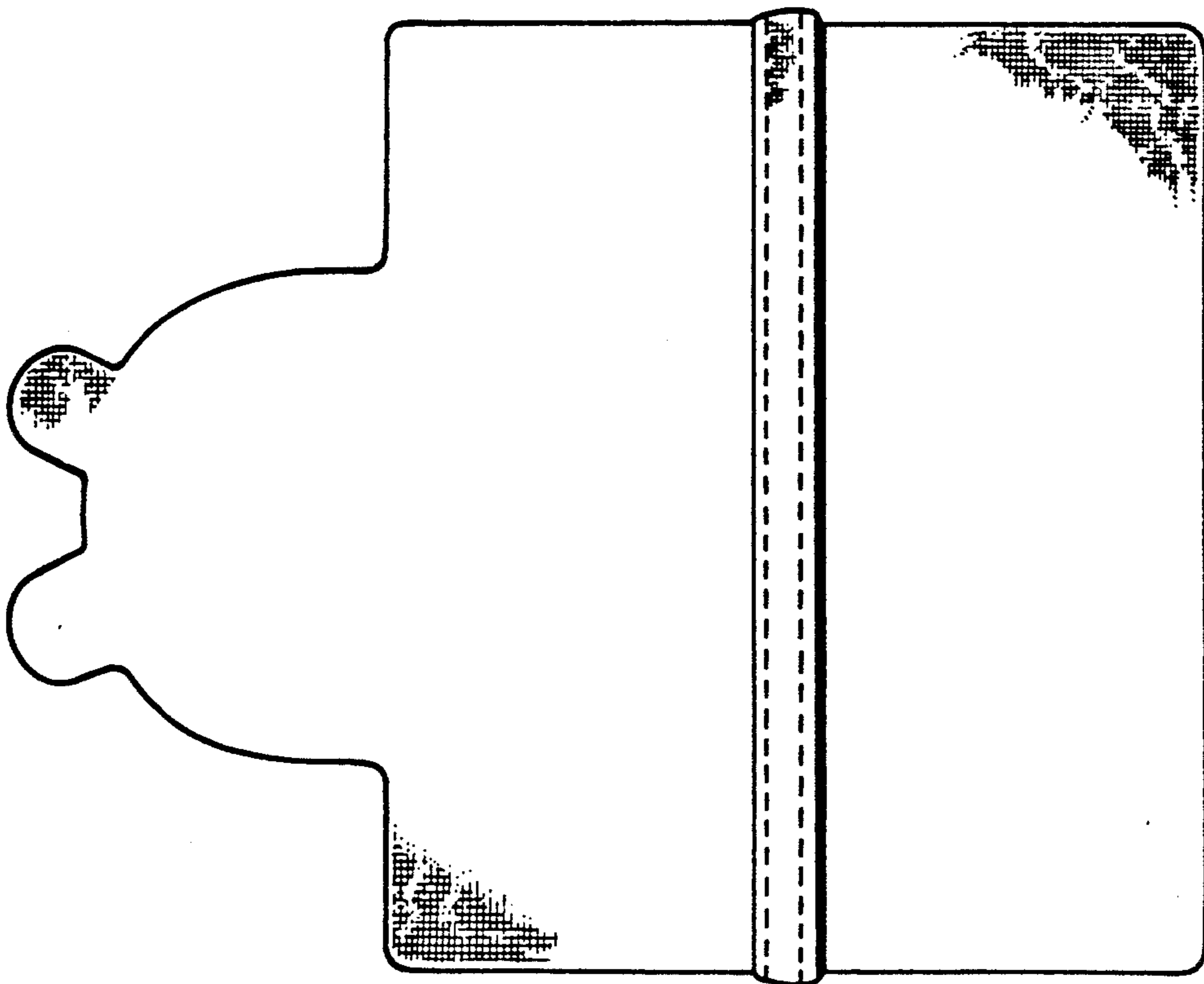


FIG. 3