



US00D347724S

United States Patent [19]

[11] Patent Number: Des. 347,724

Teague

[45] Date of Patent: ** Jun. 14, 1994

[54] SHOE UPPER

[75] Inventor: Tracy L. Teague, Beaverton, Oreg.

[73] Assignee: Nike, Inc., Beaverton, Oreg.

[**] Term: 14 Years

[21] Appl. No.: 6,405

[22] Filed: Mar. 26, 1993

[52] U.S. Cl. D2/969

[58] Field of Search D2/264, 265, 272, 275,
D2/308-314, 315; 36/45, 50.1, 83, 84, 89,
100-107, 112-114, 132, 136

[56] References Cited

U.S. PATENT DOCUMENTS

D. 295,576	5/1988	Selbiger	D2/314
D. 297,588	9/1988	Gerber et al. .	
D. 299,784	2/1989	Brown et al. .	
D. 300,282	3/1989	Brown et al. .	
D. 301,935	7/1989	Jonah	D2/309
D. 304,388	11/1989	Brown .	
D. 307,210	4/1990	Hatfield .	
D. 308,745	6/1990	Brown .	
D. 310,293	9/1990	Serna et al. .	
D. 312,916	12/1990	Hatfield .	
D. 315,824	4/1991	Backus et al. .	
D. 317,224	6/1991	Lucas .	
D. 317,823	7/1991	Hatfield .	
D. 318,364	7/1991	McCrea .	
D. 319,723	9/1991	Greene .	
D. 321,084	10/1991	Miller et al. .	
D. 325,812	5/1992	Hatfield	D2/314
D. 329,530	9/1992	Bailey	D2/314
D. 330,451	10/1992	Hatfield	D2/314
D. 330,625	11/1992	Lucas	D2/314
D. 331,141	11/1992	Smith, III	D2/314
D. 339,449	9/1993	Hatfield	D2/314
4,282,657	8/1981	Antonious	36/114 X

OTHER PUBLICATIONS

Converse Advertisement, Footwear News, published Nov. 3, 1986, p. 23.

Nike Footwear Catalog, Fall 1987, p. 14, published Jan. 1987.

Nike Footwear Catalog, Fall 1988, pp. 14 & 126, published Dec. 1987.

Nike Footwear Catalog, Spring 1989, pp. 16 & 62, published Jun. 1988.

Nike Footwear Catalog, Spring 1990, pp. 50,56 & 152, published Jun. 1989.

Nike Footwear Catalog, Spring 1991, p. 68, published Jun. 1990.

Nike Footwear Catalog, Fall 1992, p. 38, published Dec. 1991.

Nike Footwear Catalog, Spring 1993, pp. 30 & 34, published Jun. 1992.

Primary Examiner—Louis S. Zarfes

Attorney, Agent, or Firm—Banner, Birch, McKie & Beckett

[57] CLAIM

The ornamental design for a shoe upper, as shown and described.

DESCRIPTION

FIG. 1 is a side elevational view of one side of a shoe upper showing my new design;


FIG. 2 is a side elevational view of the other side of the shoe upper shown in FIG. 1;

FIG. 3 is a front elevational view of the shoe upper shown in FIG. 1;

FIG. 4 is a rear elevational view of the shoe upper shown in FIG. 1; and,

FIG. 5 is a top plan view of the shoe upper shown in FIG. 1.

The broken line showing of a shoe sole, including the cupped vertical sides of the sole, is for illustrative purposes and forms no part of the claimed design.



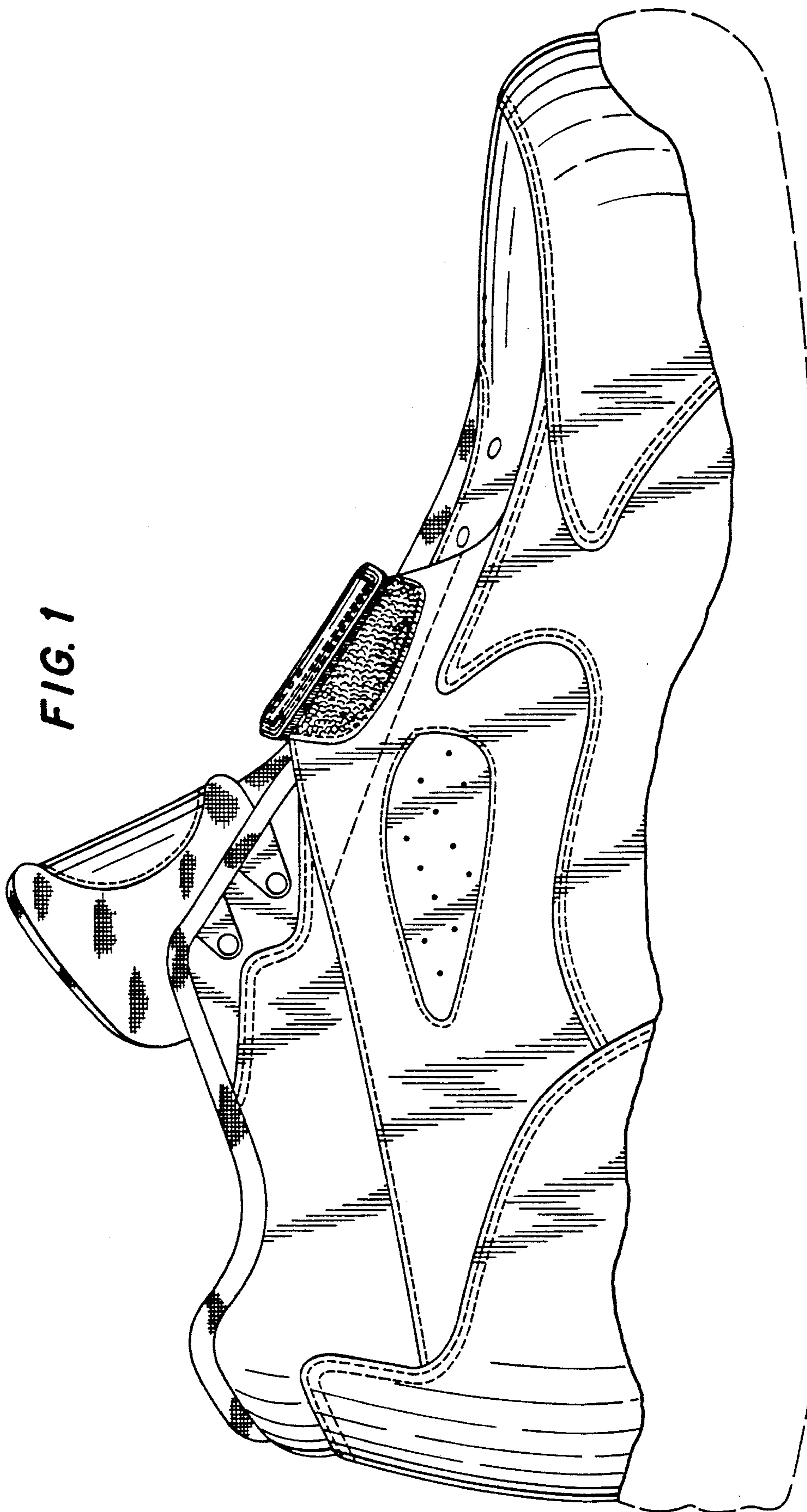


FIG. 1

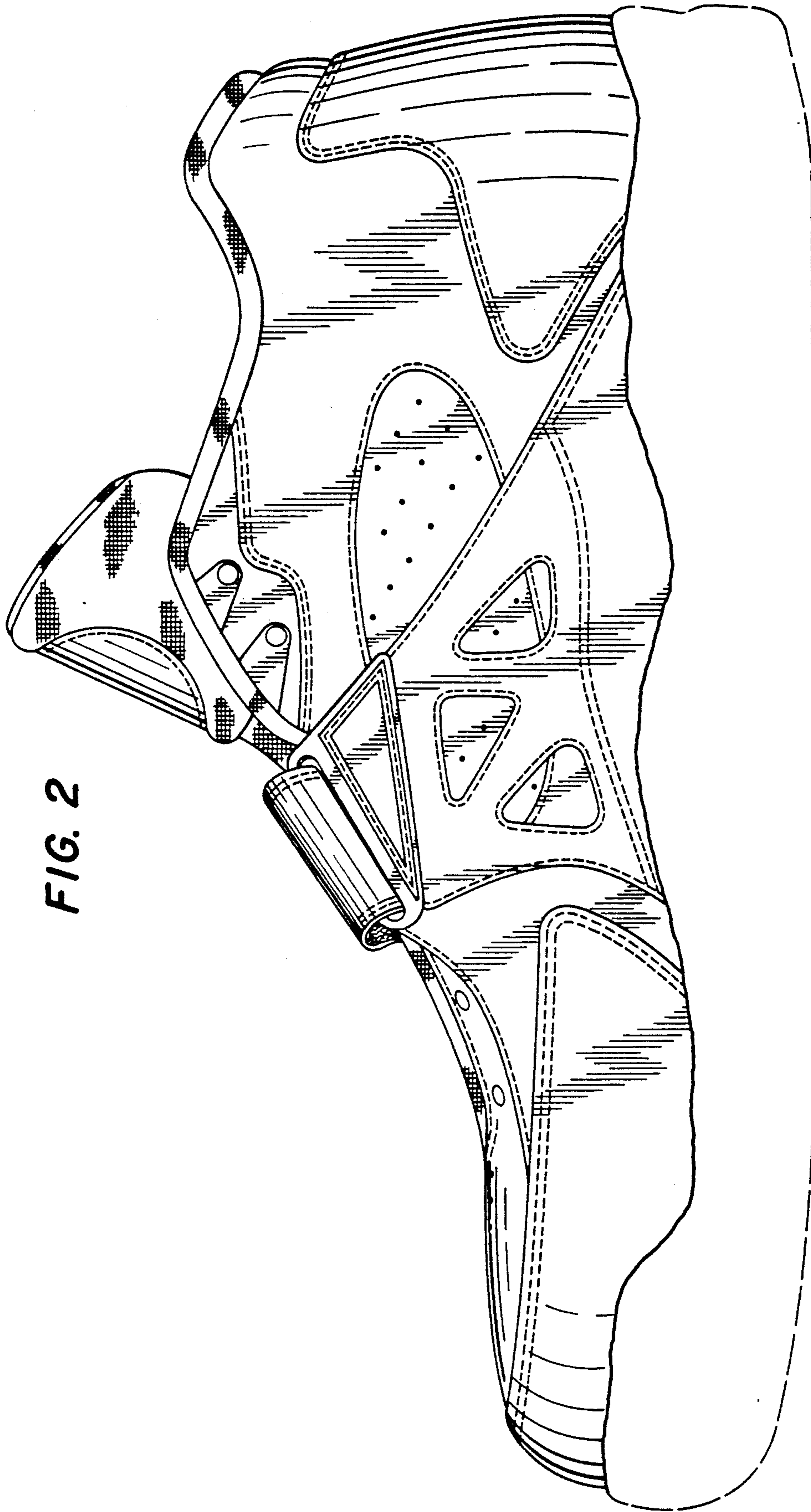


FIG. 2

FIG. 4

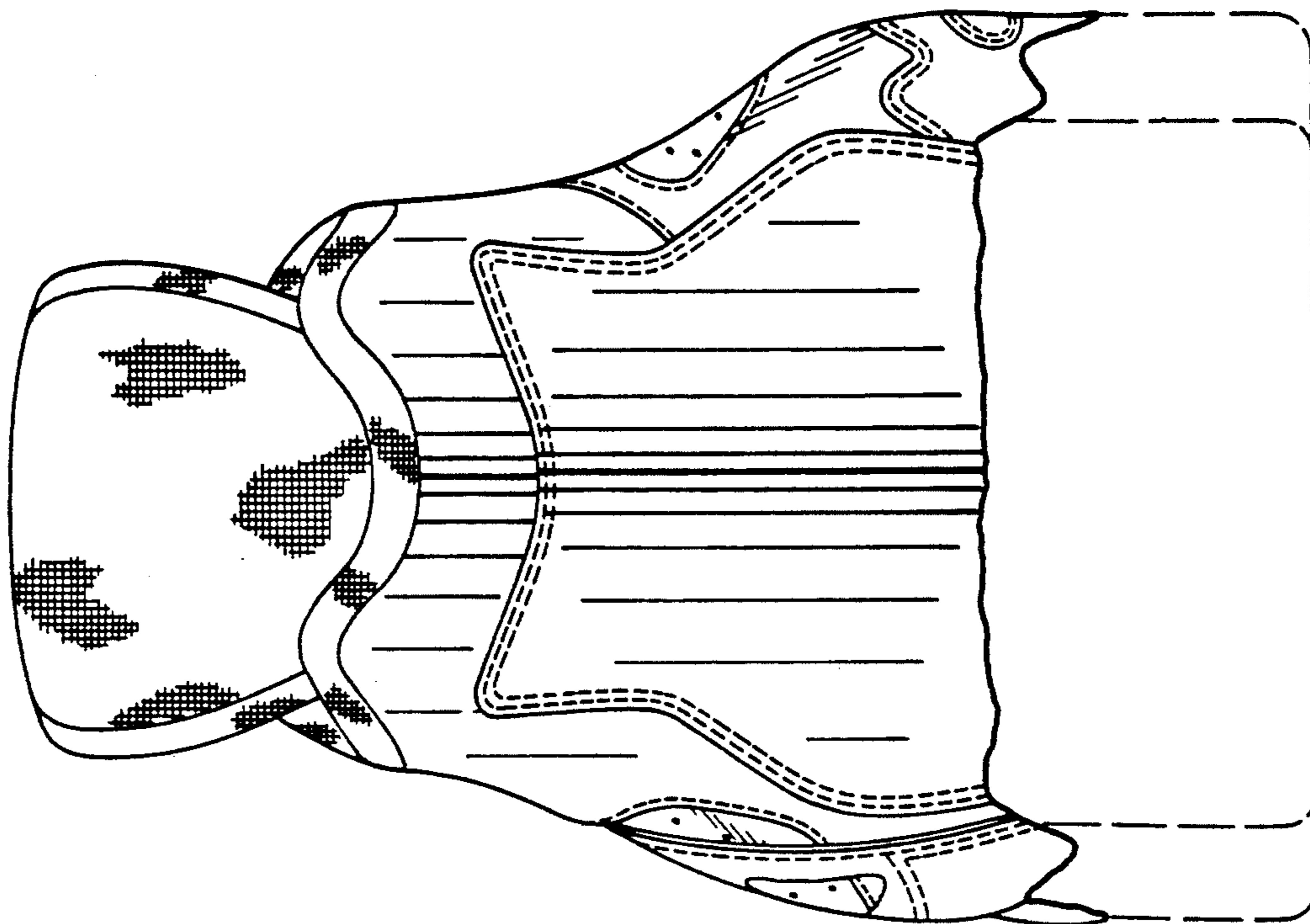


FIG. 3

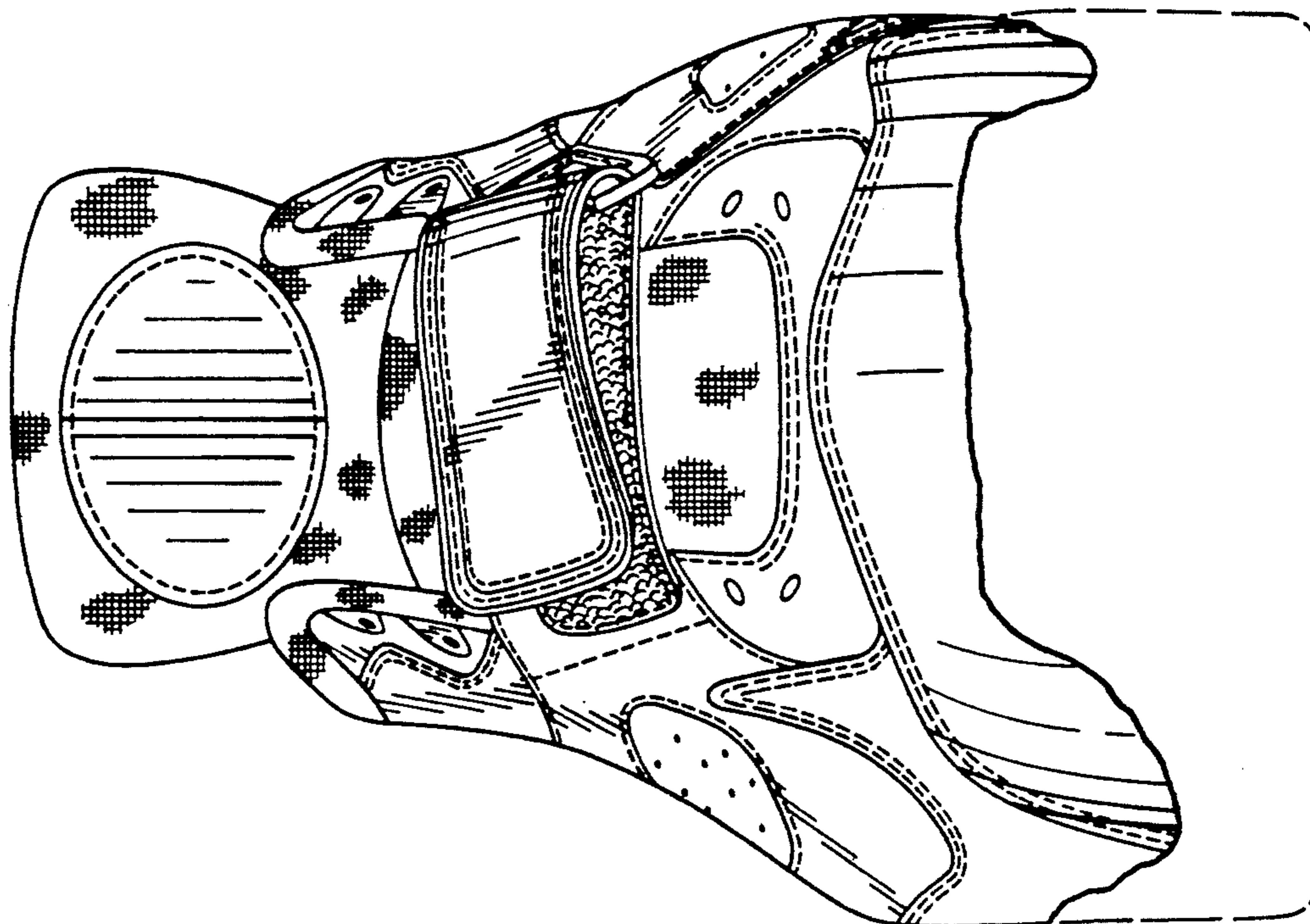


FIG. 5

