



US00D347722S

United States Patent [19] Apps

[11] Patent Number: **Des. 347,722**
[45] Date of Patent: **** Jun. 7, 1994**

[54] **TRAY FLOOR CONSTRUCTION**

[75] Inventor: **William P. Apps, Anaheim, Calif.**

[73] Assignee: **Rehrig Pacific Company, Inc., Los Angeles, Calif.**

[**] Term: **14 Years**

[21] Appl. No.: **943,837**

[22] Filed: **Sep. 11, 1992**

3,245,573	4/1966	Bakos	220/516 X
3,332,574	7/1967	Earp	220/519 X
3,905,510	9/1975	Johnson .	
3,982,654	9/1976	Gottsegen .	
4,249,671	2/1981	Crolli .	
4,410,099	10/1983	deLarosiere .	
4,899,874	2/1990	Apps et al.	206/203 X
5,009,053	4/1991	Langenbeck et al. .	

Related U.S. Application Data

[60] Division of Ser. No. 528,965, May 25, 1990, Pat. No. Des. 329,932, which is a division of Ser. No. 357,068, May 23, 1989, Pat. No. Des. 317,670, said Ser. No. 651,648, is a division of Ser. No. 357,068, May 23, 1989, and Ser. No. 528,965, May 23, 1989, which is a continuation of Ser. No. 888,479, May 23, 1989, which is a continuation of Ser. No. 739,721, Jul. 30, 1991, abandoned, which is a continuation of Ser. No. 369,598, Jun. 21, 1989, abandoned.

[52] U.S. Cl. **D3/314**
[58] Field of Search **D9/341-346;**
206/499, 427, 503, 518, 519, 520, 507, 203, 506,
821; 220/1.5, 906, 509, 514, 510, 516-519, DIG.
2, DIG. 15, 552; D34/40-46

[56] References Cited

U.S. PATENT DOCUMENTS

D. 98,200	1/1936	Worthington	D34/45
D. 208,111	7/1967	Vidal	D34/45
D. 275,142	8/1984	Torokvei .	
D. 284,841	7/1986	Rowland et al.	D34/40 X
820,445	5/1906	Speer	220/509
1,817,805	8/1931	Davenport	220/509
2,743,030	4/1956	Read, Jr.	220/510
3,009,579	11/1961	Ettlinger, Jr. .	
3,055,543	9/1962	Russo	206/515 X

FOREIGN PATENT DOCUMENTS

1160603	1/1984	Canada .
WO90/05679	5/1990	PCT Int'l Appl. .
WO90/15758	12/1990	PCT Int'l Appl. .
1152038	5/1969	United Kingdom .
1312701	4/1973	United Kingdom .

OTHER PUBLICATIONS

Prior Art Tray (7 Photographs) (date not given) in possession of applicant prior filing the application.

Primary Examiner—Bernard Ansher
Assistant Examiner—Prabhakar Deshmuhk
Attorney, Agent, or Firm—Banner, Birch, McKie & Beckett

[57] CLAIM

The ornamental design for a tray floor construction, as shown and described.

DESCRIPTION

FIG. 1 is a perspective view of a tray floor construction showing my new design;
FIG. 2 is a top plan view thereof;
FIG. 3 is a bottom plan view thereof;
FIG. 4 is a front elevational view thereof; the rear elevational view being a mirror image thereof; and,
FIG. 5 is a left side elevational view thereof; the right side elevational view being a mirror image thereof.
The broken line showing of a tray wall structure in FIGS. 1-5 is for an environmental purposes only and forms no part of the claim.

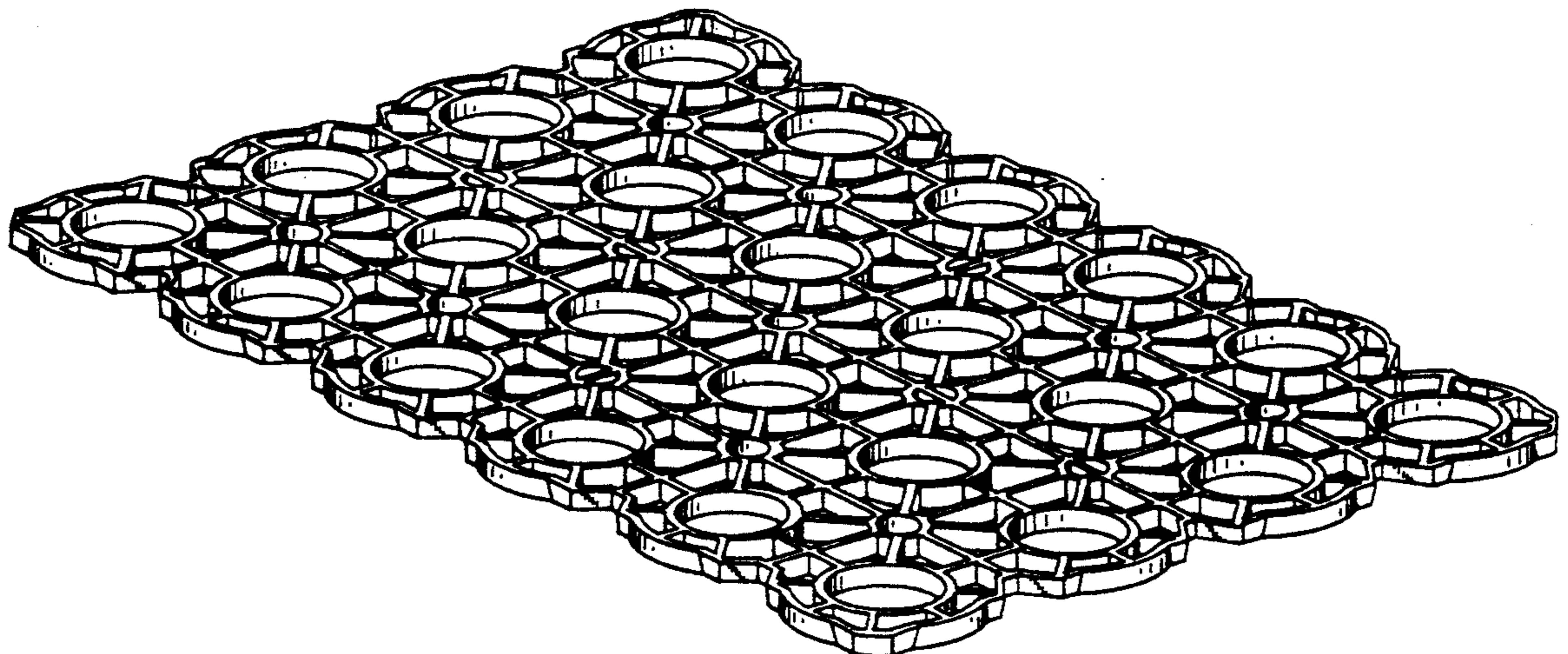


FIG. 1

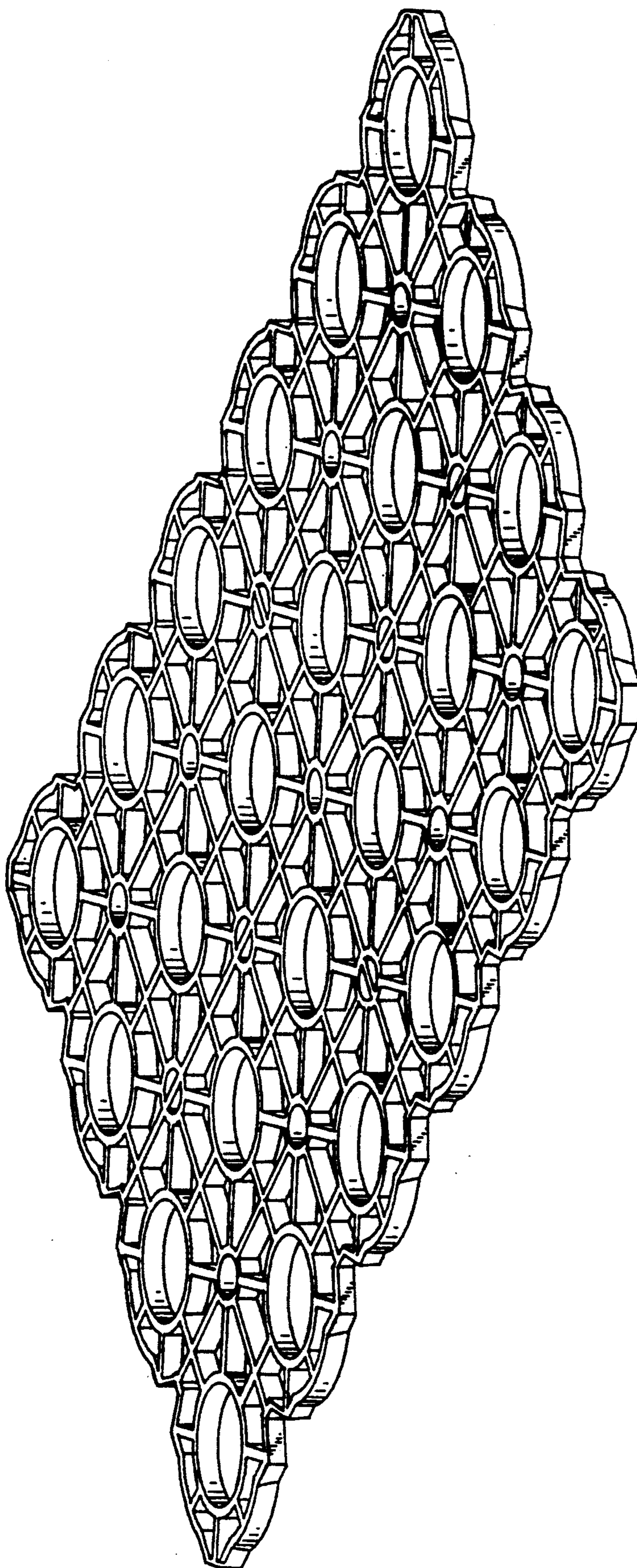


FIG. 2




FIG. 3




FIG. 4

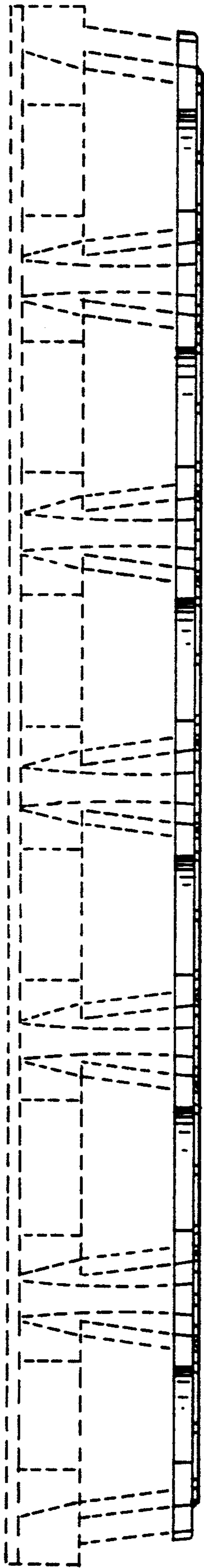


FIG. 5

