



US00D347719S

# United States Patent [19]

[11] Patent Number: **Des. 347,719**

**Machen et al.**

[45] Date of Patent: **\*\* Jun. 7, 1994**

[54] **MOTORIZED GOLF BAG CART HANDLE**

[75] Inventors: **Edmund Machen; Edgar Montague; James Machen**, all of Charlotte, N.C.; **David Meheffey**, Vicksburg, Miss.

[73] Assignee: **Kangaroo Products Company**, Columbus, N.C.

[\*\*] Term: **14 Years**

[21] Appl. No.: **2,326**

[22] Filed: **Dec. 4, 1992**

[52] U.S. Cl. .... **D34/15**

[58] Field of Search ..... **280/62, 646, 645, DIG. 5, 280/DIG. 6; 180/19.1, 19.2, 19.3, 65.6; D34/15**

[56] **References Cited**

**U.S. PATENT DOCUMENTS**

D. 144,069	5/1946	Quiring	.....	D34/15
D. 194,834	3/1963	Parker et al.	.....	D34/15
D. 300,577	4/1989	Pope et al.	.....	D34/15
D. 321,964	11/1991	Alterbaum	.....	D34/15
D. 331,652	12/1992	Wu	.....	D12/178

**OTHER PUBLICATIONS**

Kangaroo Cadet flyer (K-29) "New for Spring, 1992,

©1991 Delivery in Canada", distributed in Oct. 1991 in Canada.

Kangaroo Products Co. brochure, ©1990, especially Hillcrest model, pp. 8-13.

*Primary Examiner*—Wallace R. Burke  
*Assistant Examiner*—Melody Brown  
*Attorney, Agent, or Firm*—Saidman DesignLaw Group

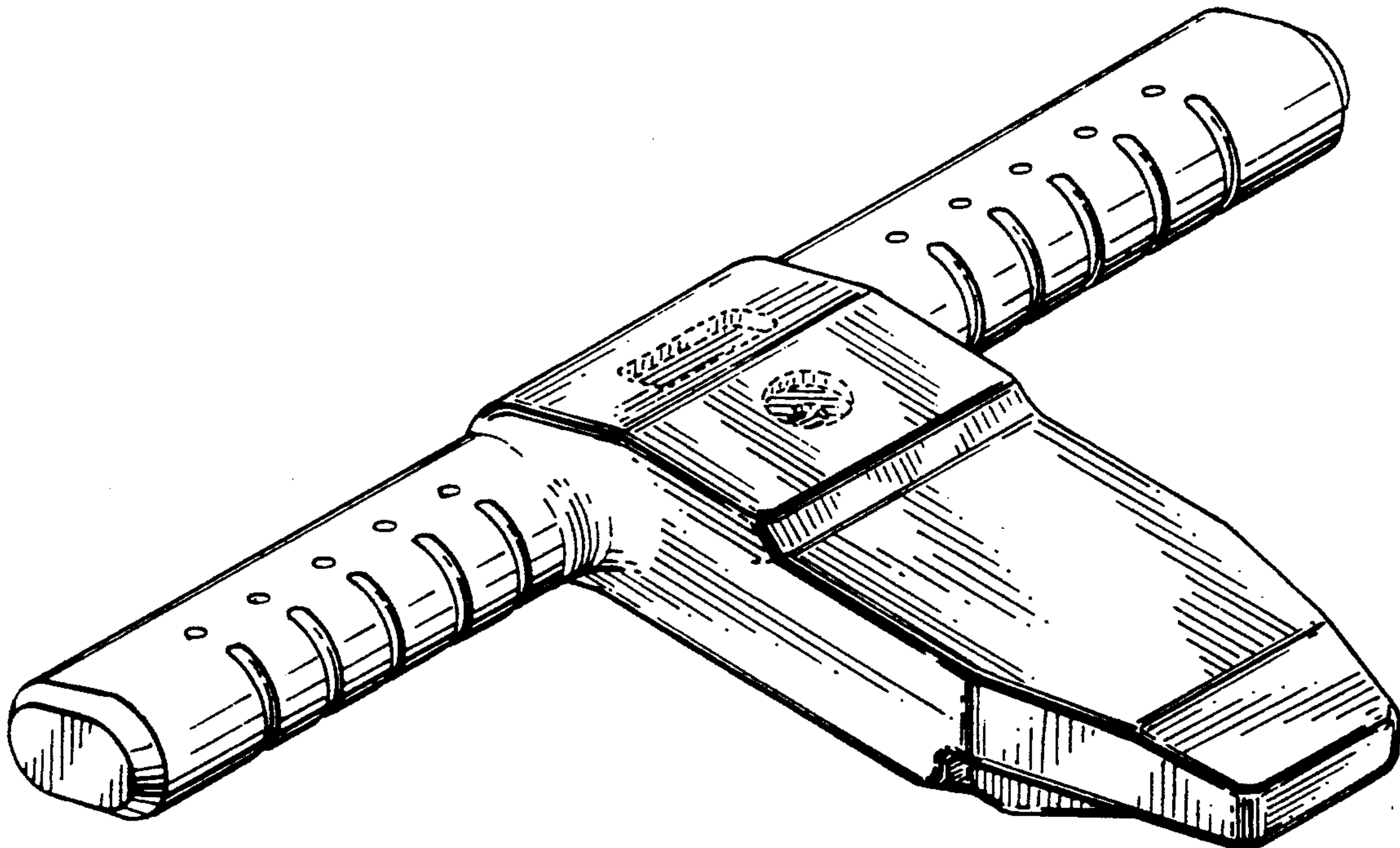
[57] **CLAIM**

The ornamental design for a motorized golf bag cart handle, as shown and described.

**DESCRIPTION**

FIG. 1 is a front, right side perspective view of a motorized golf bag cart handle showing our new design; FIG. 2 is a right side view in elevation thereof, the left side view being a mirror image; FIG. 3 is a top plan view thereof; FIG. 4 is a rear view in elevation thereof; FIG. 5 is a front view in elevation thereof; and, FIG. 6 is a bottom plan view thereof.

The broken lines shown in all drawing views are for illustrative purposes only and form no part of the claimed design.






FIG. 5

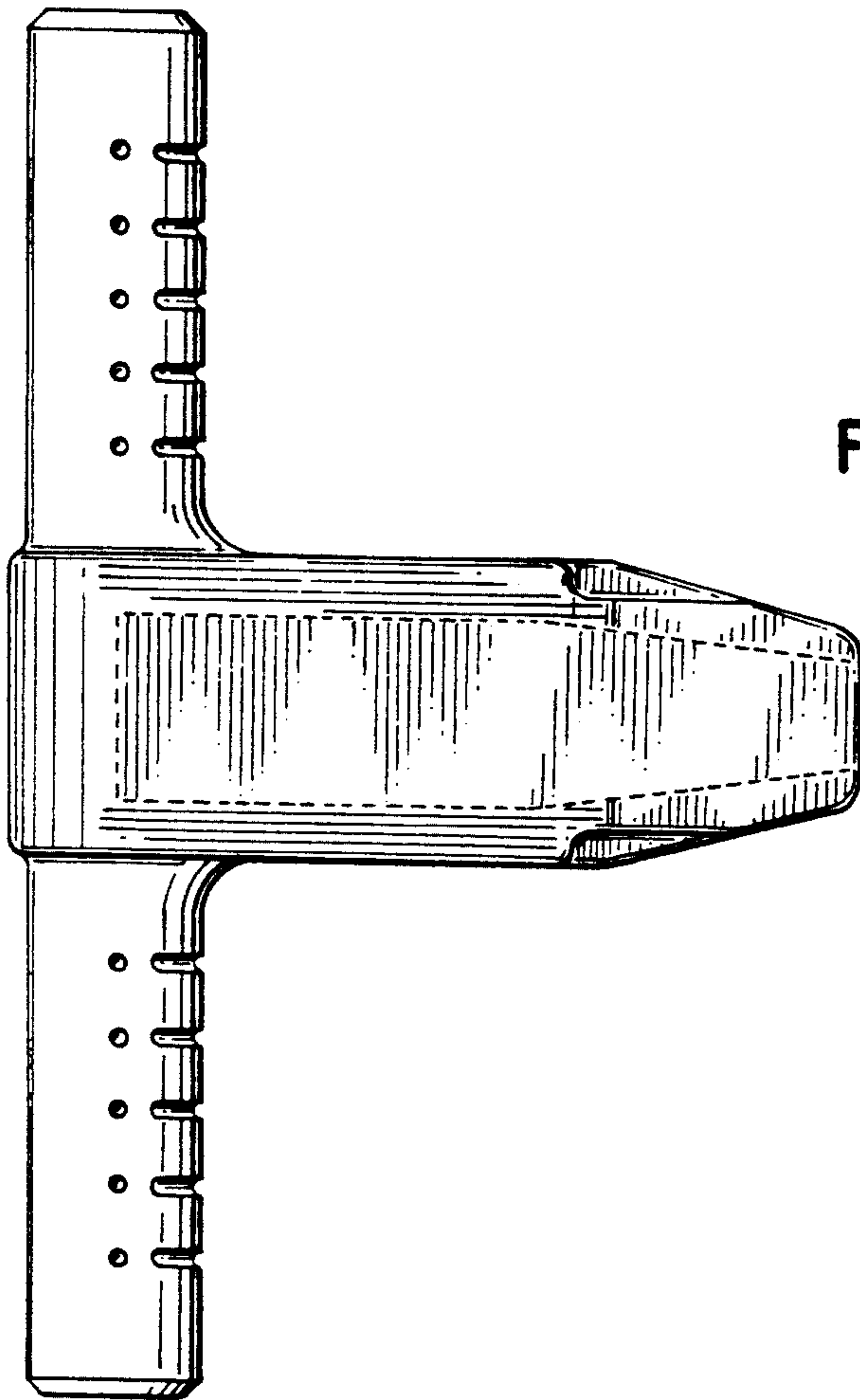


FIG. 6

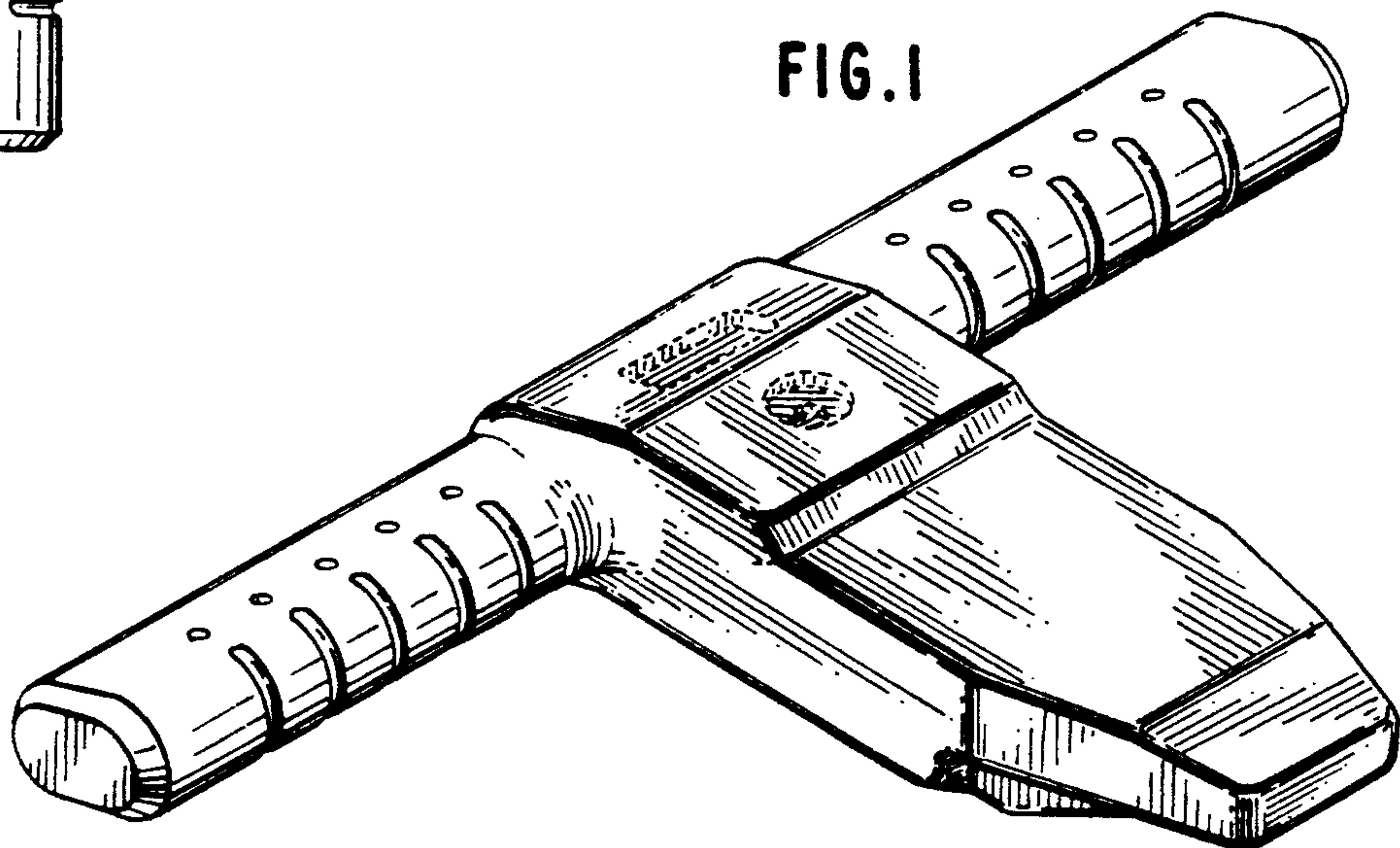


FIG. 1




FIG. 2

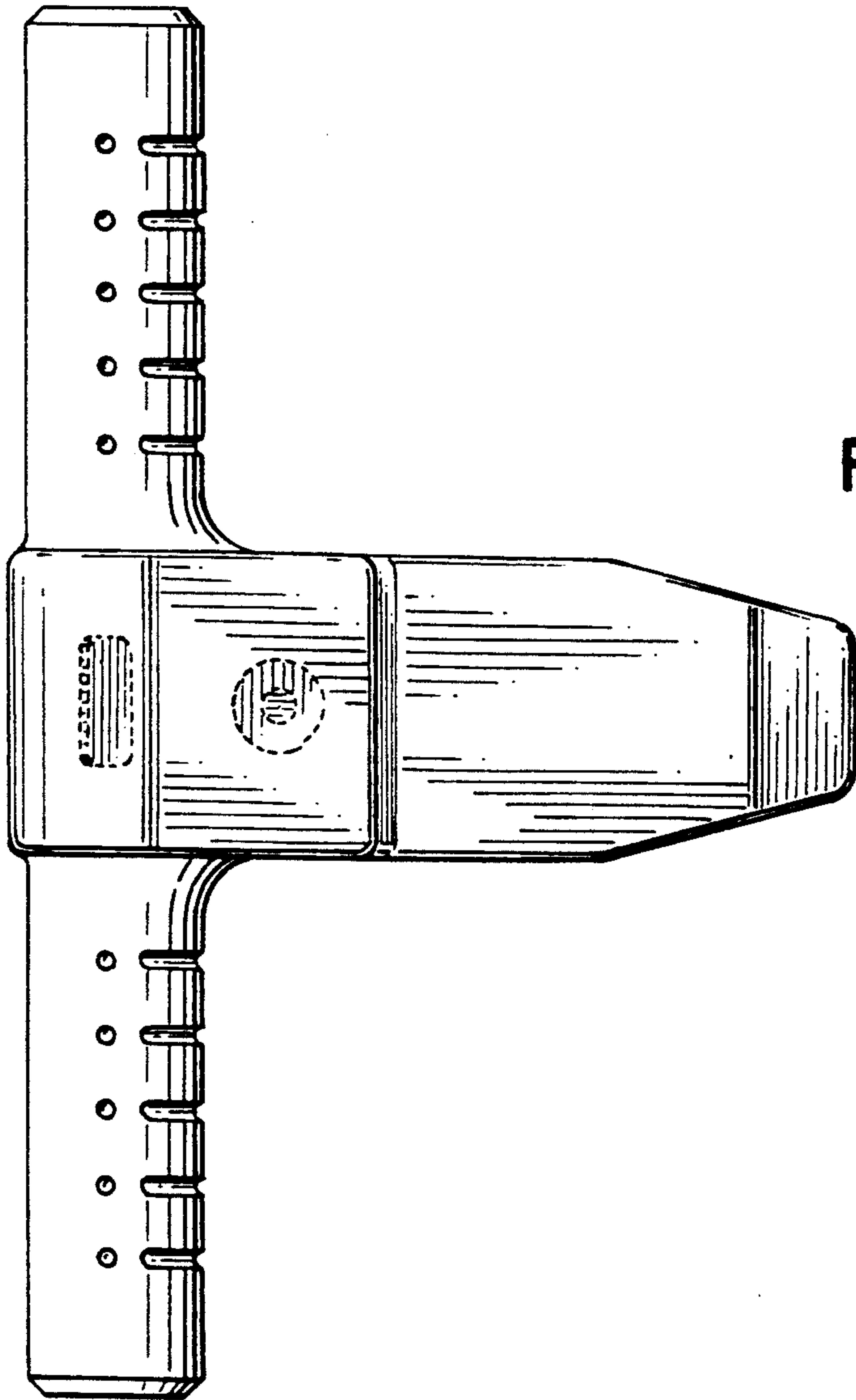


FIG. 3




FIG. 4