



US00D347705S

# United States Patent [19]

[11] Patent Number: **Des. 347,705**

Terry et al.

[45] Date of Patent: **\*\* Jun. 7, 1994**

[54] DECORATIVE HOUSING FOR A VEHICLE LIGHT

[56] References Cited

[76] Inventors: **Bruce E. Terry**, 43635 Elm Ave., Lancaster, Calif. 93534; **Edward J. Smith**, 36849 Apache Plume Dr., Palmdale, Calif. 93550

### U.S. PATENT DOCUMENTS

D. 65,468	8/1924	Fenwick et al.	.....	D26/32
D. 71,120	9/1926	Schnell	.....	D11/162 X
D. 82,588	11/1930	Schnell	.....	D12/199
D. 86,934	5/1932	Pucunas	.....	D26/32
D. 115,431	6/1939	Surles	.....	D26/32
D. 159,202	7/1950	Hahn	.....	D12/199
D. 290,440	6/1987	Belaiche et al.	.....	D8/308 X

[\*\*] Term: **14 Years**

*Primary Examiner*—Susan J. Lucas  
*Attorney, Agent, or Firm*—Allan M. Shapiro

[21] Appl. No.: **12,395**

### [57] CLAIM

[22] Filed: **Aug. 31, 1993**

The ornamental design for a decorative housing for a vehicle light, as shown and described.

### Related U.S. Application Data

### DESCRIPTION

[62] Division of Ser. No. 681,378, Apr. 18, 1991, Pat. No. Des. 338,982.

[52] U.S. Cl. .... **D26/32; D26/98**

[58] Field of Search ..... 362/61, 80, 80.1, 83, 362/83.2, 124, 806, 808; D8/308, 305; D3/6, 15; D26/28-35, 125, 98; D12/199; D28/64.5; D11/134, 137, 162

FIG. 1 is a left side, front and top perspective view of a decorative housing for a vehicle light showing my new design;

FIG. 2 is a front elevational view thereof;

FIG. 3 is a right side elevational view thereof; and,

FIG. 4 is a rear elevational view thereof.

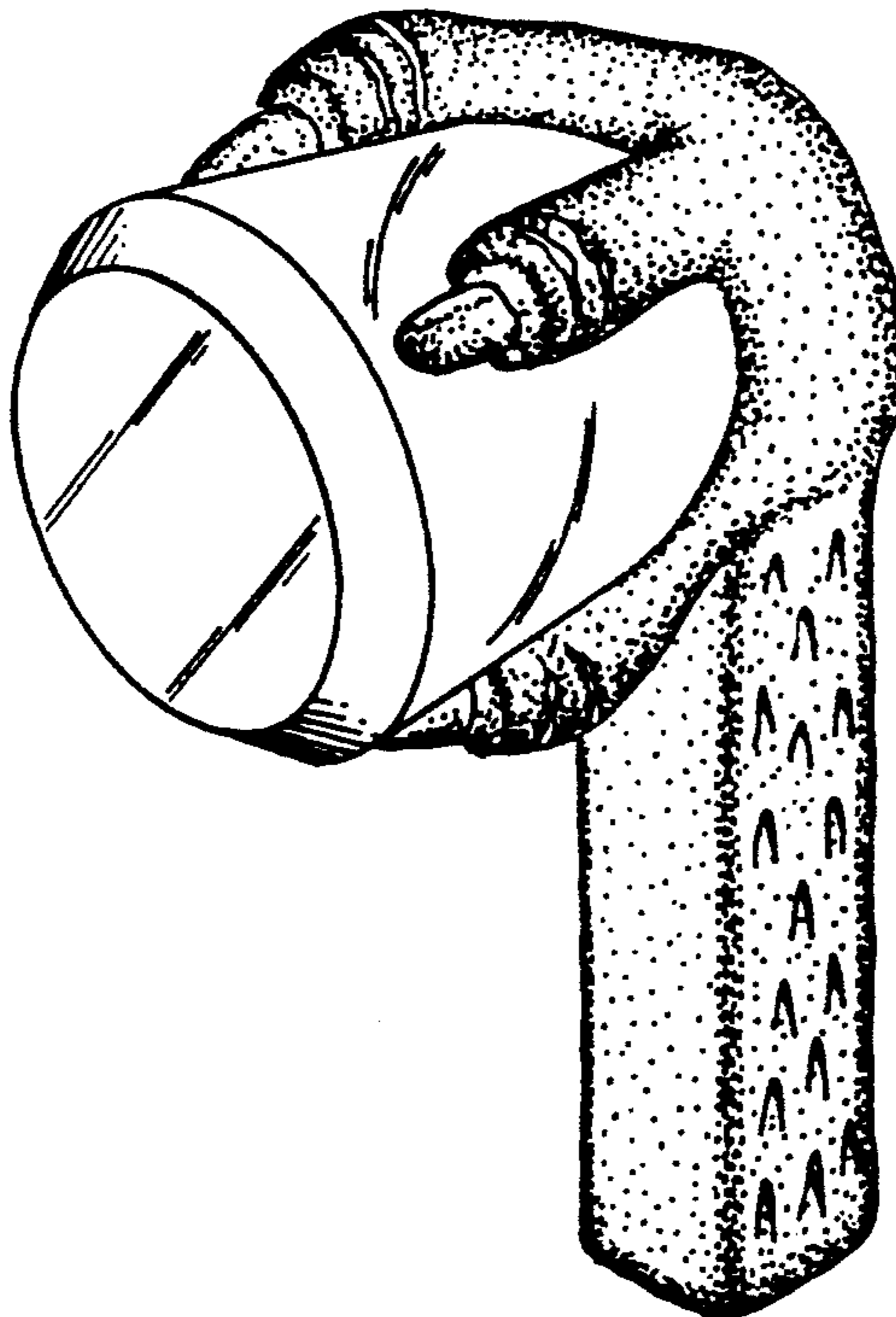


FIG. 1


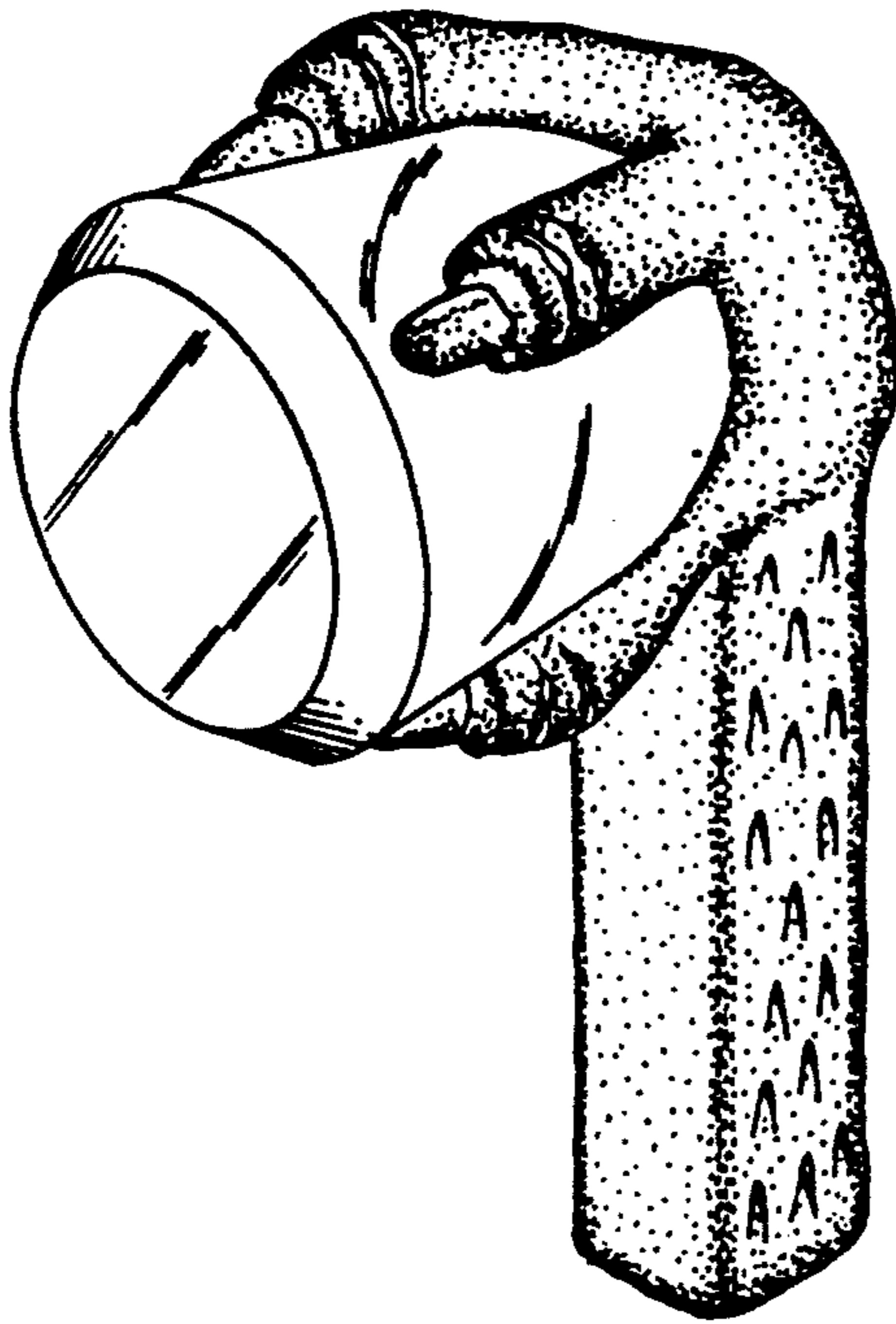


FIG. 2




FIG. 3

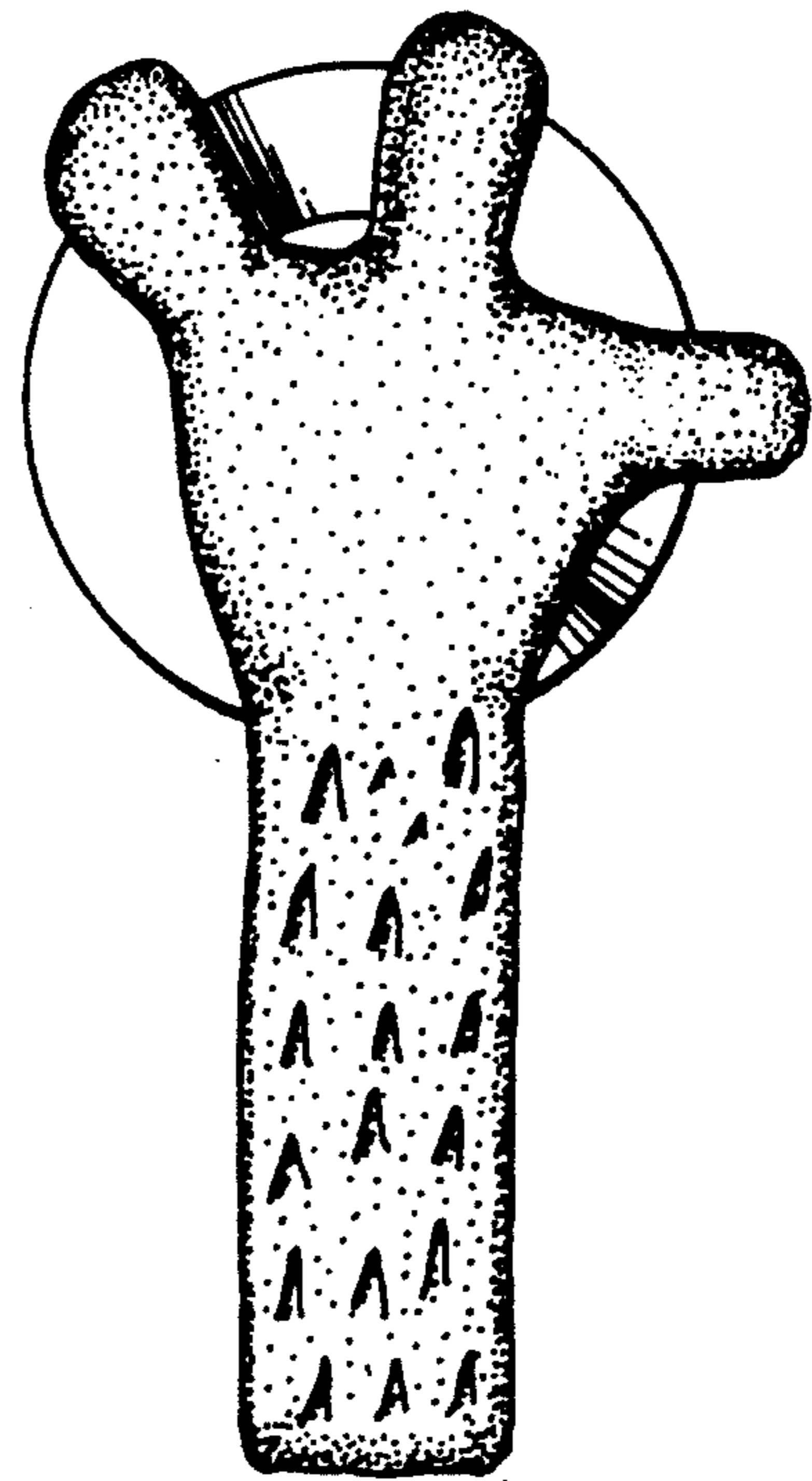


FIG. 4