



US00D347679S

United States Patent [19]

[11] Patent Number: **Des. 347,679**

Yetter, Jr. et al.

[45] Date of Patent: **** Jun. 7, 1994**

[54] **HOOK FOR HUNTING AND FISHING**

[76] Inventors: **Raymond O. Yetter, Jr.**, P.O. Box 973, Lewistown, Pa. 17044; **Kenneth R. Atherton**, R.D. #1, Box 90, Mount Union, Pa. 17066

[**] Term: **14 Years**

[21] Appl. No.: **327**

[22] Filed: **Oct. 13, 1992**

[52] U.S. Cl. **D22/149; D8/14; D22/199**

[58] Field of Search **43/5, 43.16, 53.5; 294/120, 26; D8/14; D22/134, 149, 144**

[56] **References Cited**

U.S. PATENT DOCUMENTS

187,272 2/1877 Hauschildt 294/26
435,420 9/1890 Healy 294/26

D. 203,935 3/1966 Kleber, Jr. D22/149
D. 268,001 2/1983 Balz D8/14
D. 327,614 7/1992 Banks et al. D8/14
4,720,932 1/1988 Bovino 43/5

Primary Examiner—A. Hugo Word
Assistant Examiner—Doris V. Coles
Attorney, Agent, or Firm—Hugh E. Smith

[57] **CLAIM**

The ornamental design for a hook for hunting and fishing, as shown and described.

DESCRIPTION

FIG. 1 is a front elevational view of the hook for hunting and fishing showing our new design; FIG. 2 is a rear elevational view thereof; FIG. 3 is a left side elevational view thereof; FIG. 4 is a right side elevational view thereof; FIG. 5 is a top plan view thereof; and, FIG. 6 is a bottom plan view thereof.




FIG. 1




FIG. 2




FIG. 3

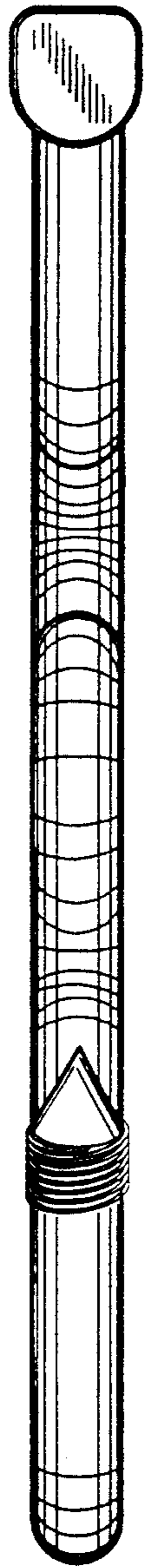


FIG. 4

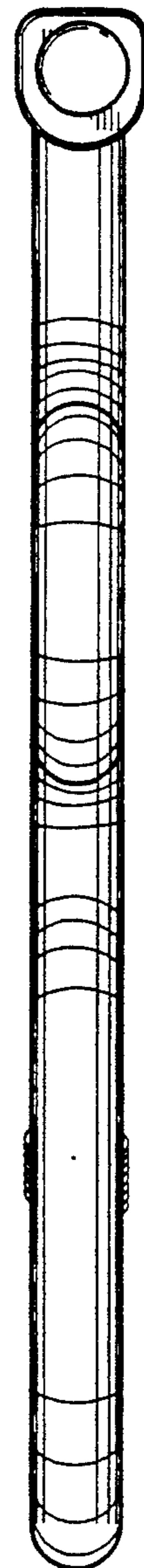


FIG. 5




FIG. 6

