



US00D347661S

# United States Patent [19] Dickson

[11] Patent Number: **Des. 347,661**

[45] Date of Patent: **\*\* Jun. 7, 1994**

[54] **GOLF PUTTING GAME**

[76] Inventor: **Ross Dickson**, 15915 - 106A Avenue,  
Edmonton, Alberta, Canada, T5P  
0X4

[\*\*] Term: **14 Years**

[21] Appl. No.: **2,225**

[22] Filed: **Dec. 3, 1992**

[30] **Foreign Application Priority Data**

Jun. 3, 1992 [CA] Canada ..... 03-06-92-9

[52] U.S. Cl. .... **D21/11**

[58] Field of Search ..... 273/176 R, 176 B, 176 D,  
273/176 H, 178 R, 180, 179 C, 85 R, 85 B, 85 C;  
D21/1-11

[56] **References Cited**

**U.S. PATENT DOCUMENTS**

- D. 80,142 12/1929 Schmitz ..... D21/234
- D. 187,538 3/1960 Lasting ..... D21/8
- D. 255,821 7/1980 Goransson ..... D21/234
- D. 294,505 3/1988 Knighten ..... D21/11
- 2,539,046 1/1951 Wright ..... 273/178 B
- 2,606,028 8/1952 Zion ..... 273/178 B

- 2,609,199 9/1952 Koener ..... 273/179 B
- 3,558,139 1/1971 Brandell et al. .... 273/178 B X
- 4,203,604 5/1980 La Grange ..... 273/180 X

*Primary Examiner*—Prabhakar G. Deshmukh  
*Attorney, Agent, or Firm*—Davis, Bujold & Streck

[57] **CLAIM**

The ornamental design for a golf putting game, as shown and described.

**DESCRIPTION**

FIG. 1 is a top plan view of a golf putting game showing my new design;  
 FIG. 2 is a right side elevational view thereof; the left side elevational being a mirror image thereof;  
 FIG. 3 is an enlarged scale rear elevational view thereof;  
 FIG. 4 is a bottom plan view thereof;  
 FIG. 5 is an enlarged scale front elevational view thereof;  
 FIG. 6 is a top plan view of a second embodiment of FIG. 1; and,  
 FIG. 7 is a bottom plan view of FIG. 6.  
 The corresponding views disclosed in the second embodiment (FIG. 6) are similar to the first embodiment (FIGS. 2, 3 and 5).

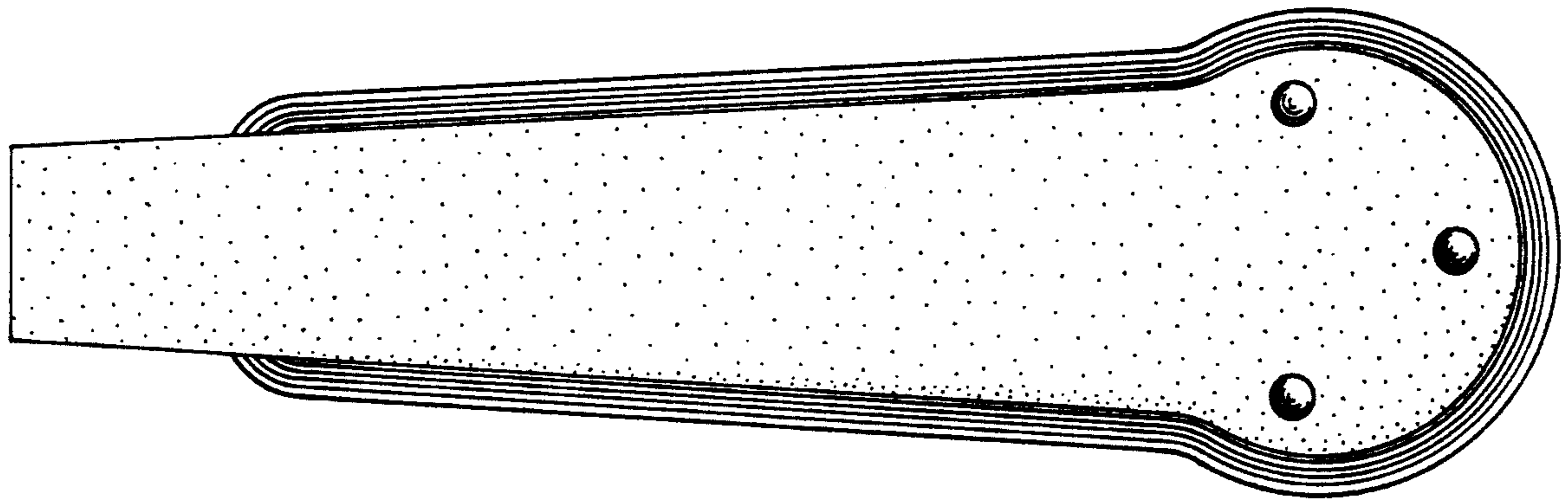


Fig. 1.

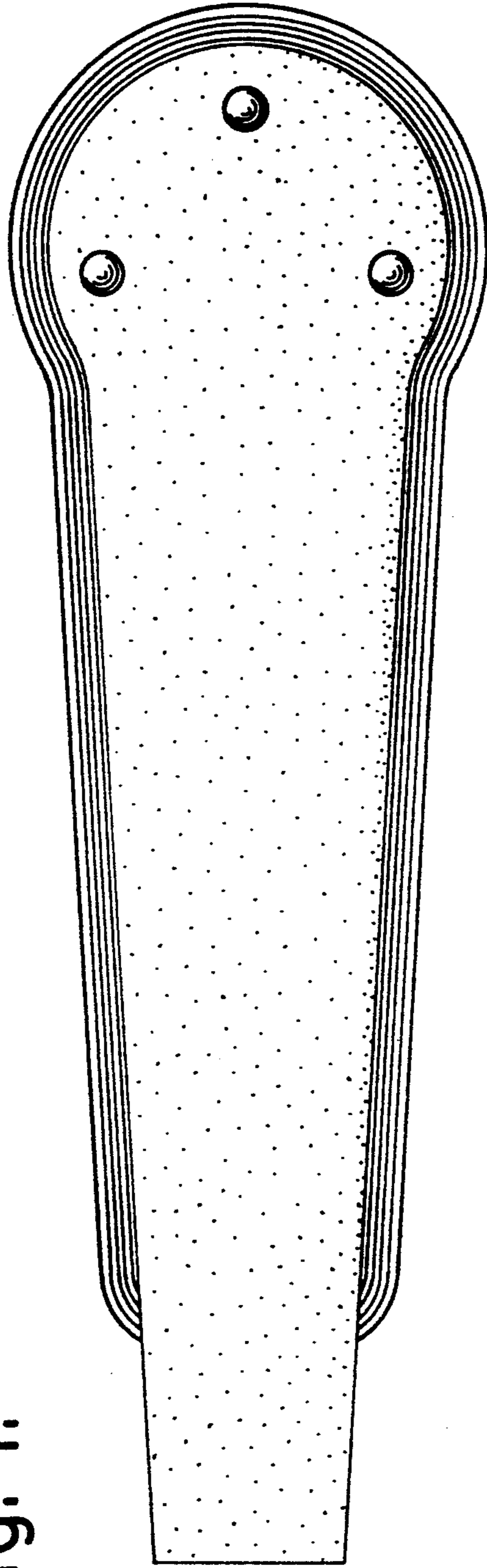


Fig. 2.






Fig. 3.

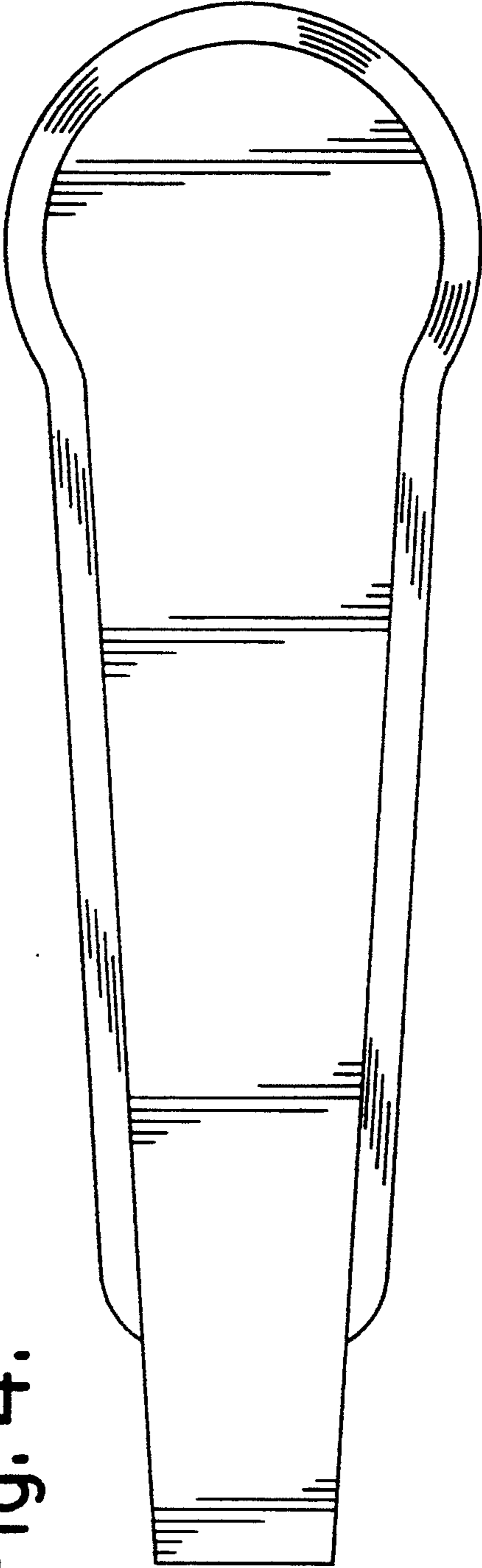


Fig. 4.

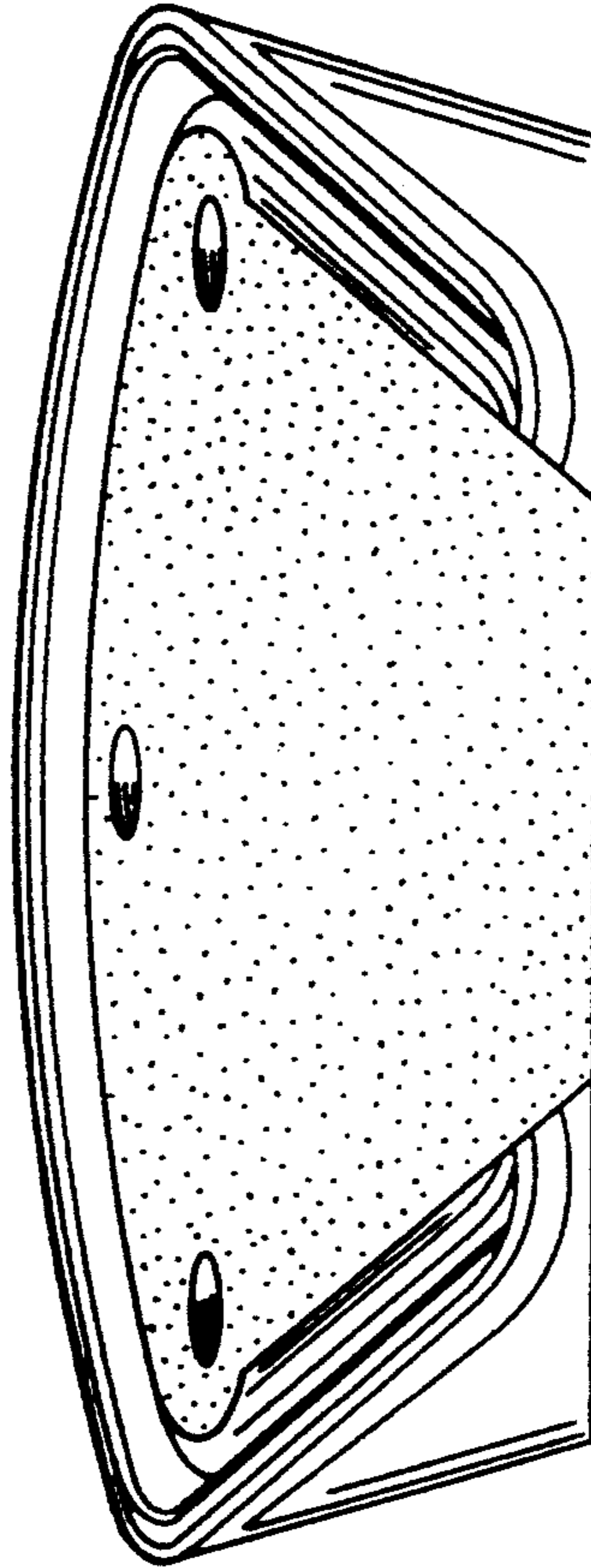


Fig. 5.

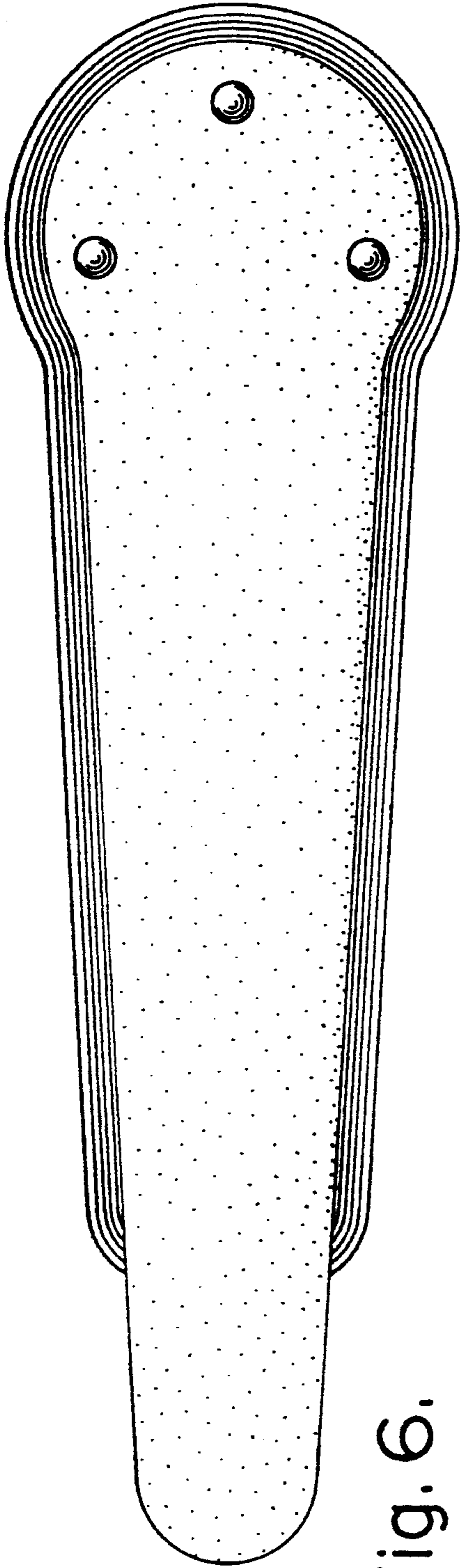


Fig. 6.

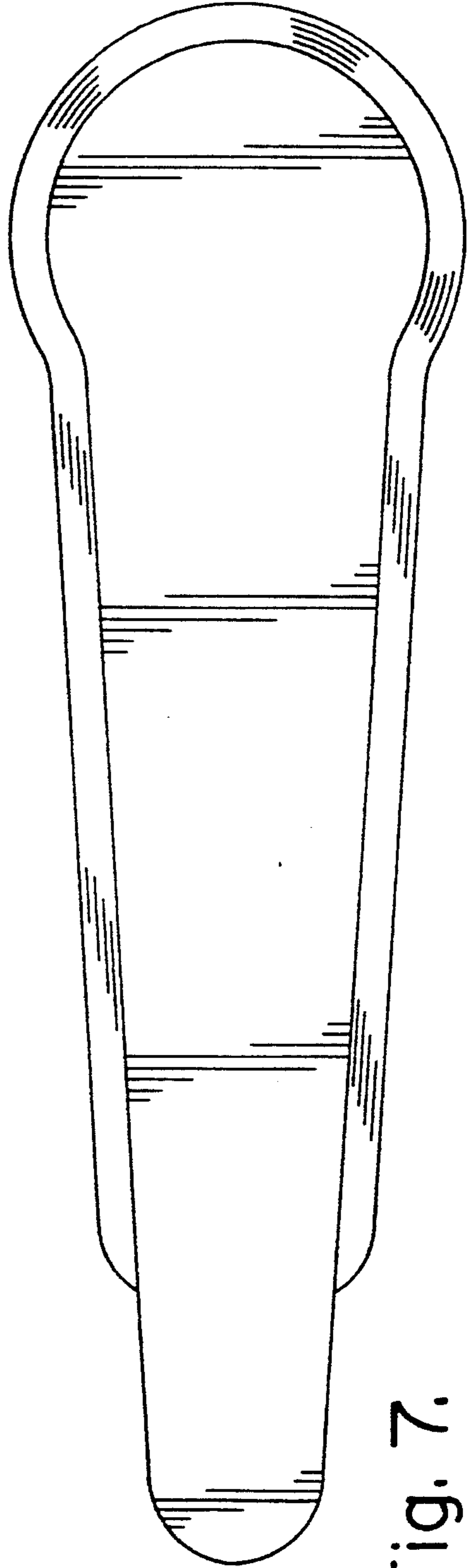


Fig. 7.