



US00D347659S

**United States Patent** [19]  
**Taylor**

[11] **Patent Number: Des. 347,659**

[45] **Date of Patent: \*\* Jun. 7, 1994**

[54] **SIGN HOLDER**

4,858,357 8/1989 Thorn ..... 40/584

[76] **Inventor: John F. Taylor, 1567 Calle De Stuarda, San Jose, Calif. 95118**

*Primary Examiner*—Wallace R. Burke  
*Assistant Examiner*—Marcus Jackson  
*Attorney, Agent, or Firm*—S. Michael Bender

[\*\*] **Term: 14 Years**

[21] **Appl. No.: 528,449**

[57] **CLAIM**

[22] **Filed: May 25, 1990**

The ornamental design for a sign holder, as shown and described.

[52] **U.S. Cl. .... D20/42**

[58] **Field of Search** ..... 40/1, 299, 584, 591, 40/592, 593, 617, 618, 624, 606; D20/10, 18, 19, 39, 40, 41, 42

**DESCRIPTION**

[56] **References Cited**

**U.S. PATENT DOCUMENTS**

1,140,977 5/1915 Graebe ..... 40/617  
3,711,974 1/1973 Webb ..... 40/606  
3,943,645 3/1976 Viesturs ..... 40/661

FIG. 1 is a front elevational view of the sign holder showing my new design;

FIG. 2 is a rear elevational view thereof;

FIG. 3 is a left side elevational view thereof;

FIG. 4 is a right side elevational view thereof;

FIG. 5 is a plan view thereof;

FIG. 6 is a bottom plan view thereof; and,

FIG. 7 is a perspective view thereof.

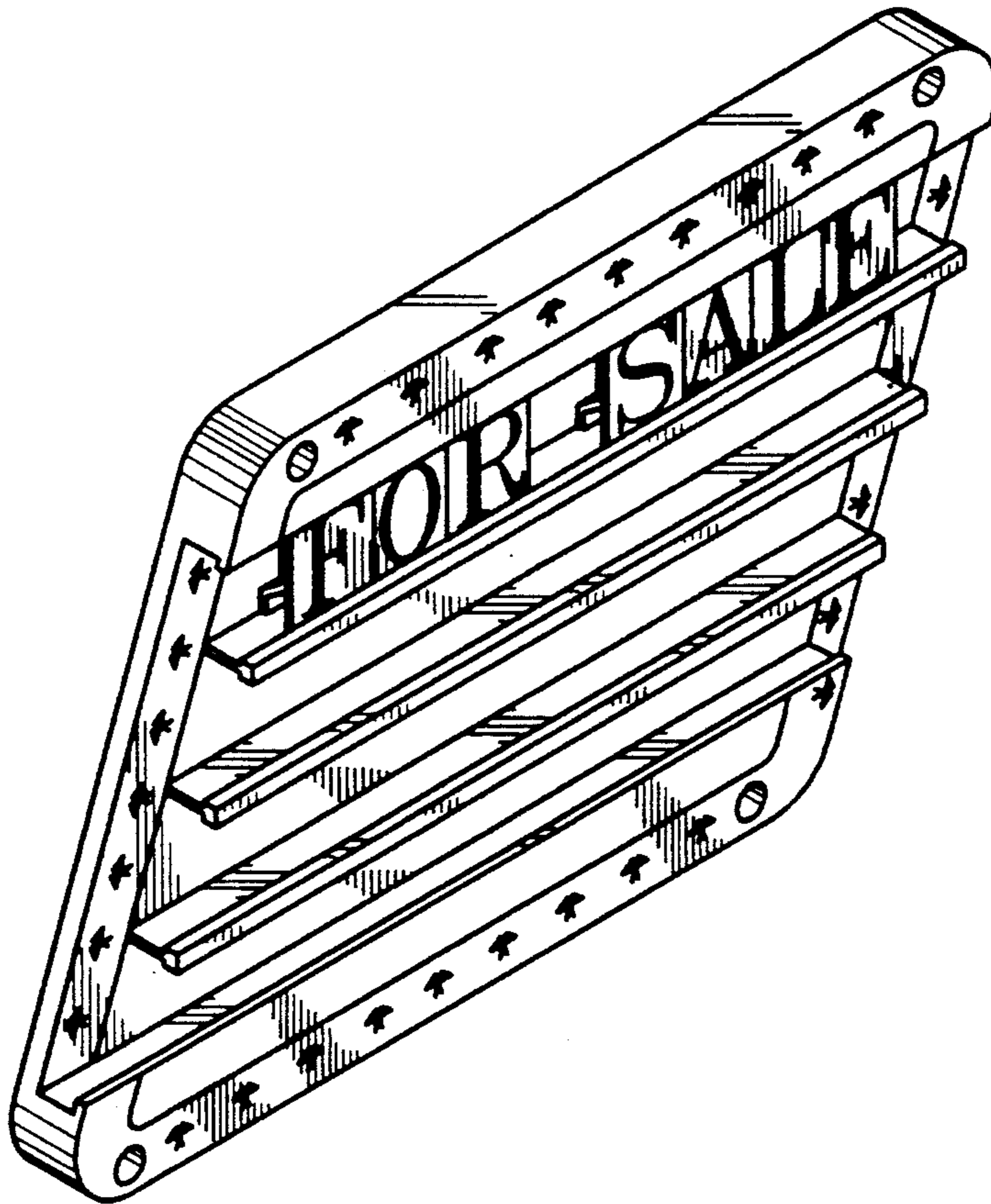


FIG. 1

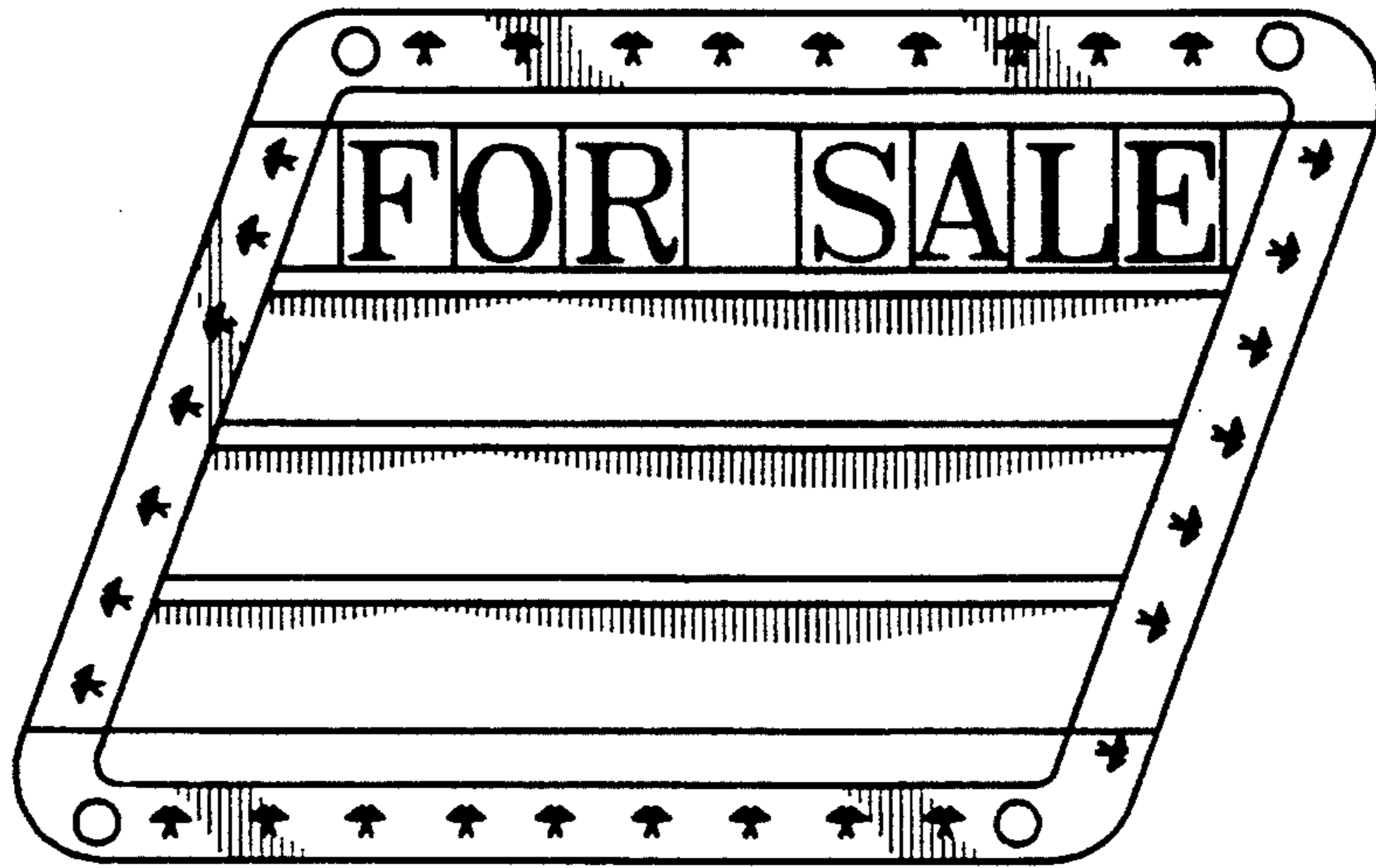


FIG. 2

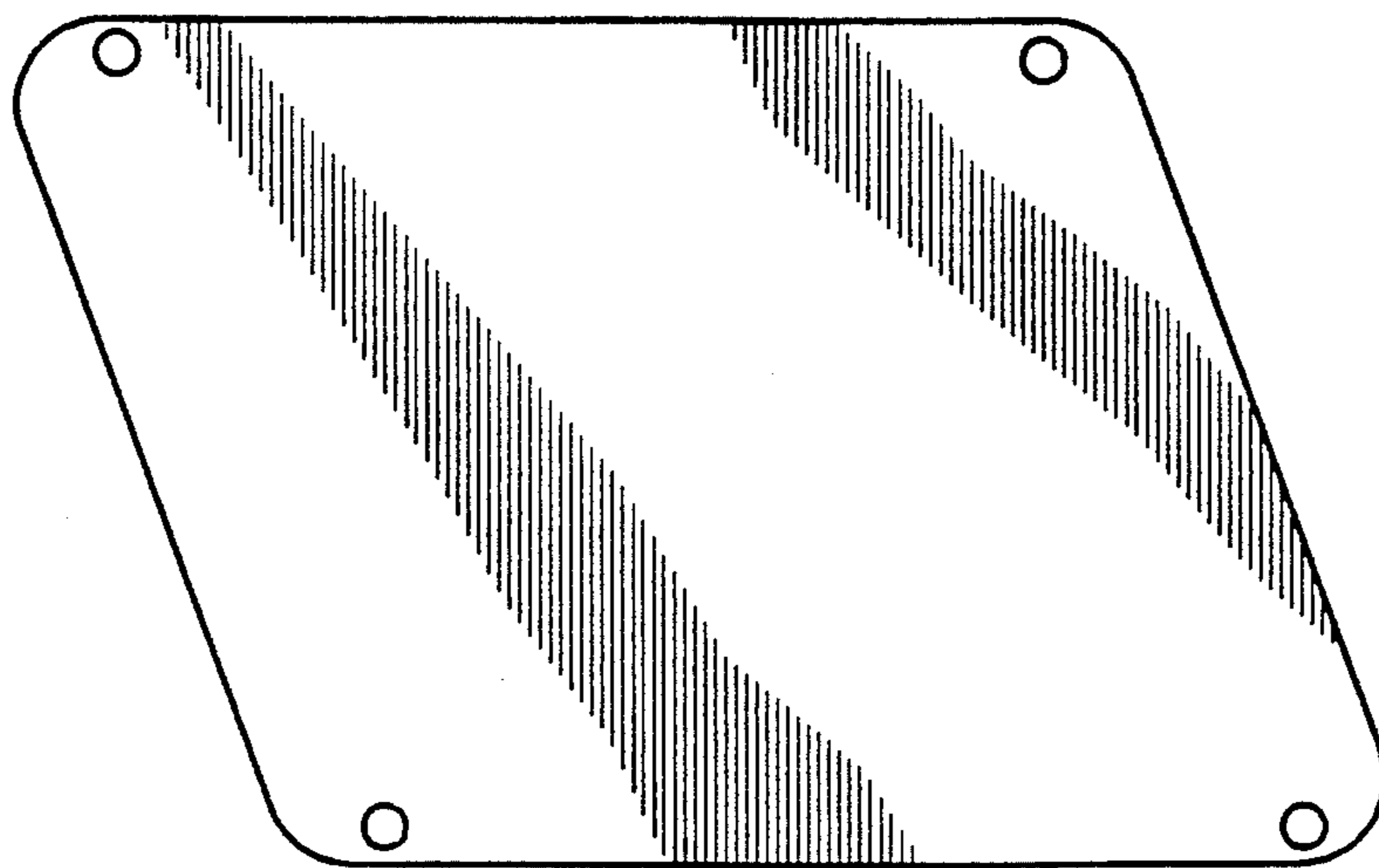



FIG. 3



FIG. 4



*FIG. 5*



*FIG. 6*



FIG. 7

