



US00D347649S

United States Patent [19]

[11] Patent Number: **Des. 347,649**

Hashimoto et al.

[45] Date of Patent: **** Jun. 7, 1994**

[54] **BINOCULARS**

[75] Inventors: **Nobuo Hashimoto, Tokorozawa; Ken Moro, Yokosuka, both of Japan**

[73] Assignee: **Nikon Corporation, Tokyo, Japan**

[**] Term: **14 Years**

[21] Appl. No.: **895,872**

[22] Filed: **Jun. 9, 1992**

[30] **Foreign Application Priority Data**

Dec. 17, 1991 [JP] Japan 3-38024

Dec. 17, 1991 [JP] Japan 3-38025

[52] U.S. Cl. **D16/133**

[58] Field of Search 359/408, 410, 411, 413,
359/414, 416, 417, 418, 421, 422, 579, 554, 555,
556; D16/133

[56] **References Cited**

U.S. PATENT DOCUMENTS

D. 270,166	8/1983	Tomatsuri et al.	D16/133
D. 299,724	2/1989	Aoki	D16/133
D. 307,154	4/1990	Shishikura	D16/133
D. 330,038	10/1992	Ratzlaff	D16/133
4,186,992	2/1980	Kamakura	359/408 X
5,231,535	7/1993	Peters et al.	359/416 X

Primary Examiner—A. Hugo Word
Assistant Examiner—Doris V. Coles
Attorney, Agent, or Firm—Shapiro and Shapiro

[57] **CLAIM**

The ornamental design for binoculars, as shown and described.

DESCRIPTION

FIG. 1 is a front elevational view of binoculars showing a first embodiment of our new design, with lens barrels in the normal positions;

FIG. 2 is a rear elevational view thereof;

FIG. 3 is a top plan view thereof;

FIG. 4 is a bottom plan view thereof;

FIG. 5 is a right side elevational view thereof;

FIG. 6 is a left side elevational view thereof;


FIG. 7 is a perspective view thereof;

FIG. 8 is a front elevational view thereof, with lens barrels in the folded positions;

FIG. 9 is a top plan view of a second embodiment of the design, with lens barrels in the normal positions, and which differs from the first embodiment only with respect to the length of the lens barrels;

FIG. 10 is a bottom plan view thereof; and,

FIG. 11 is a sectional view thereof taken along the lines 11—11 on FIG. 3.



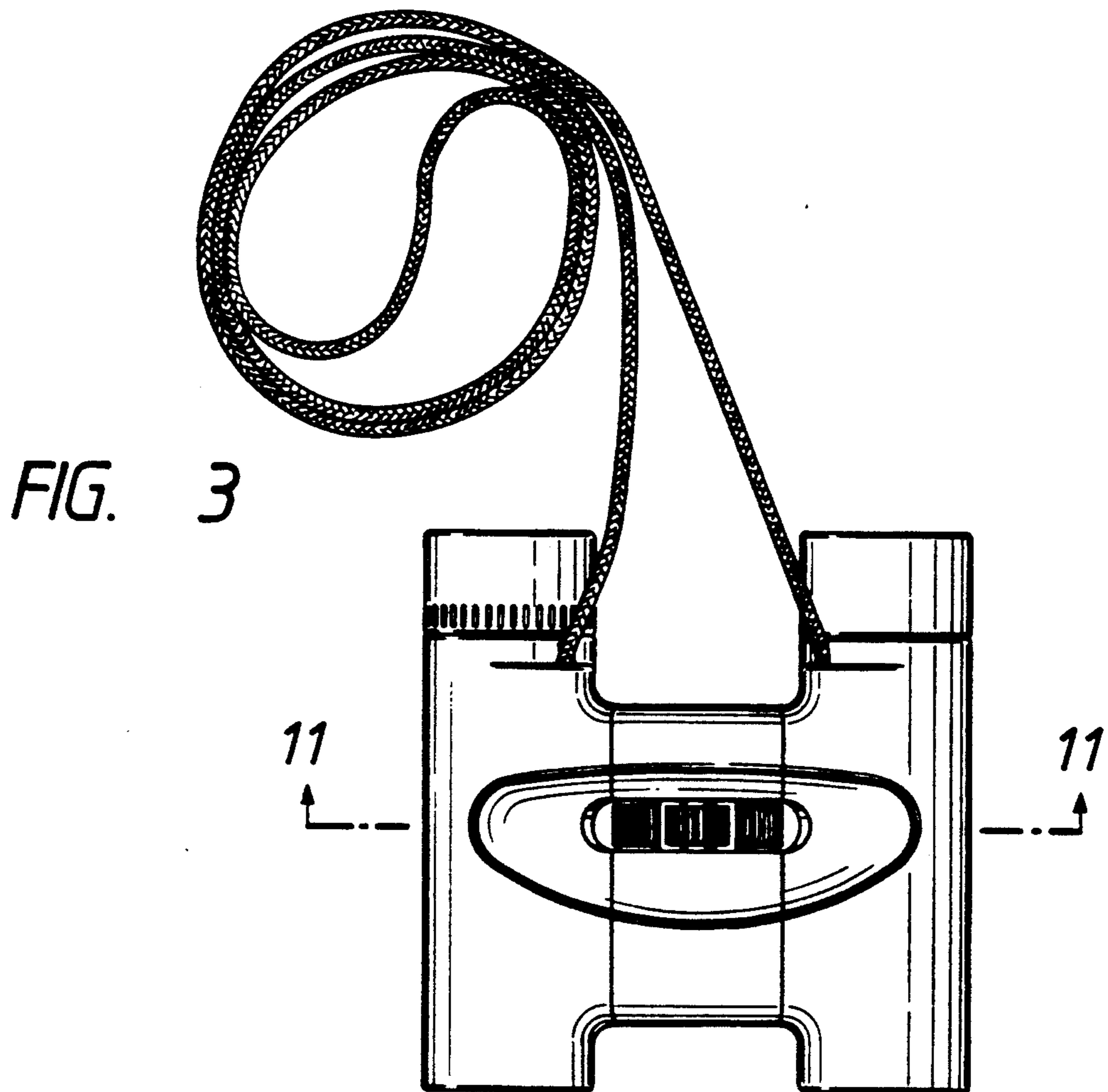




FIG. 4

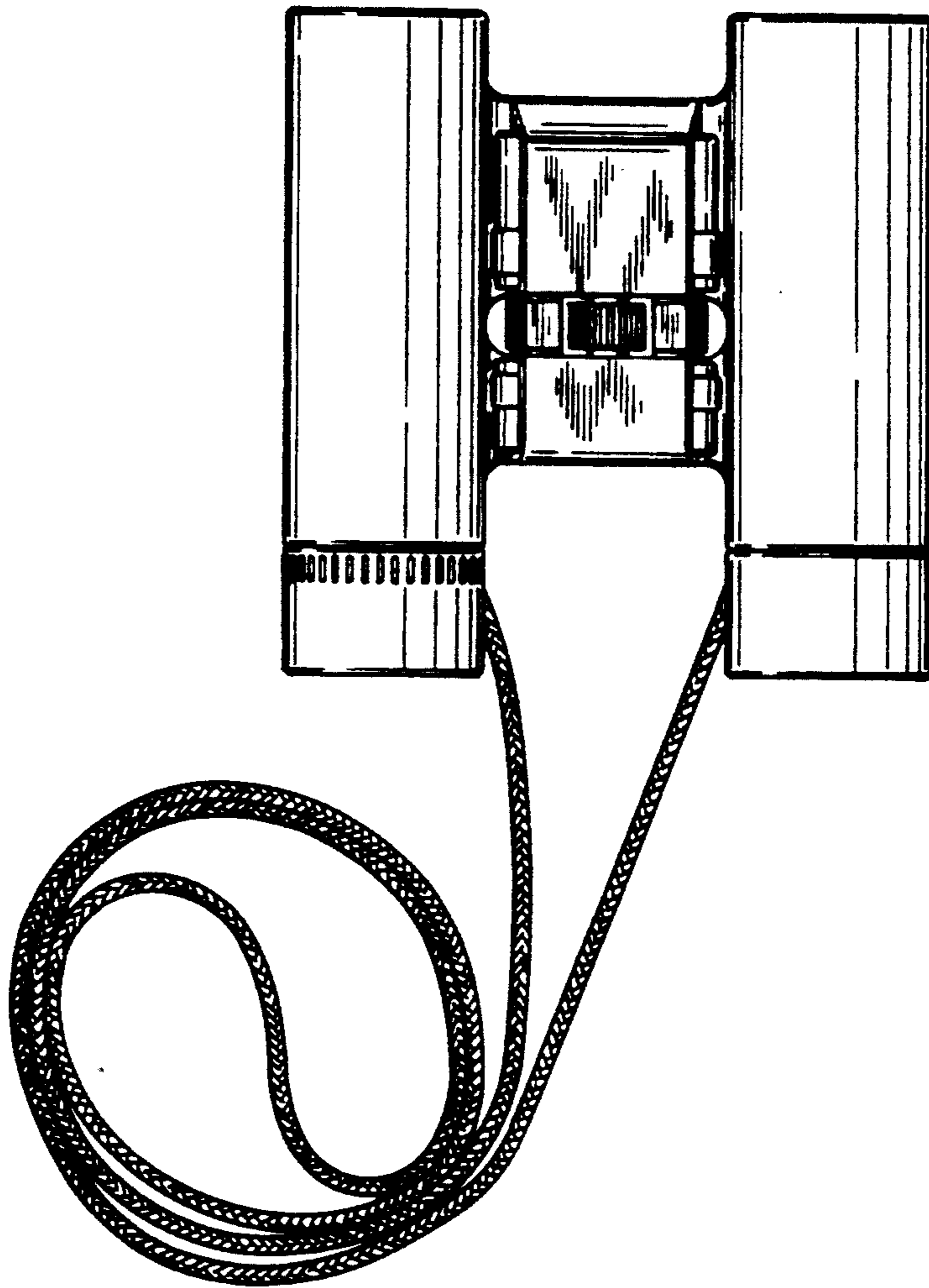


FIG. 5




FIG. 6




FIG. 7

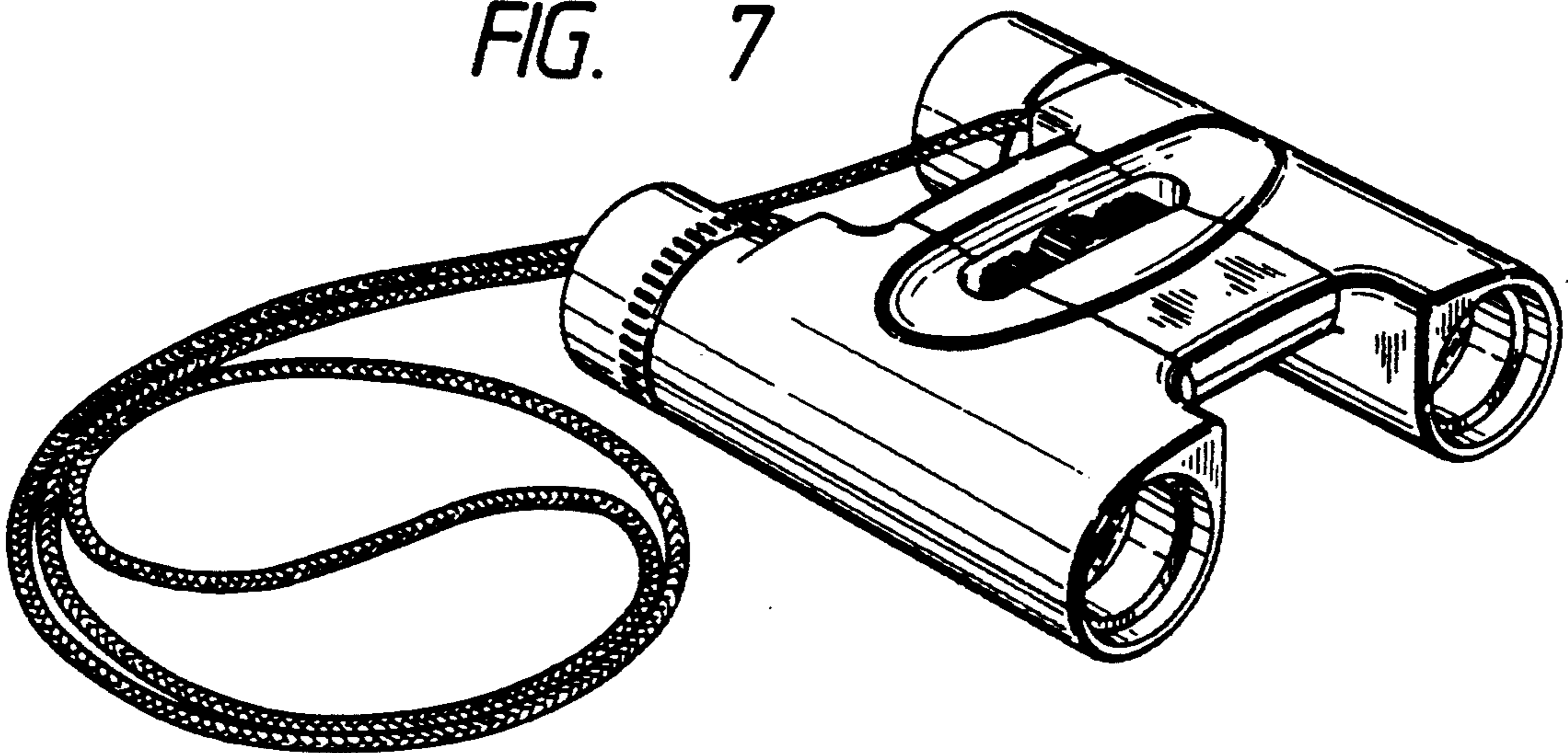


FIG. 8




FIG. 9

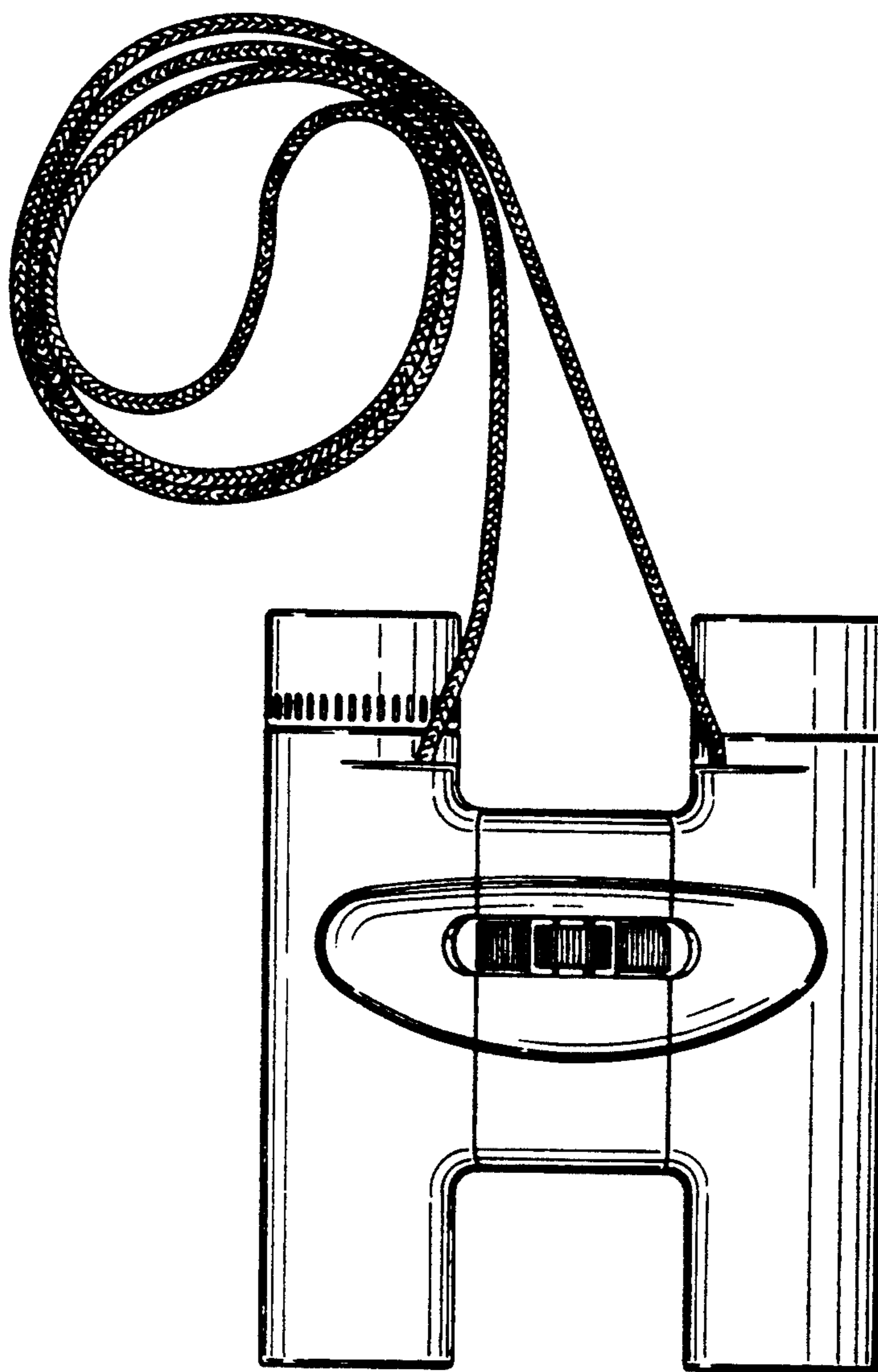


FIG. 10

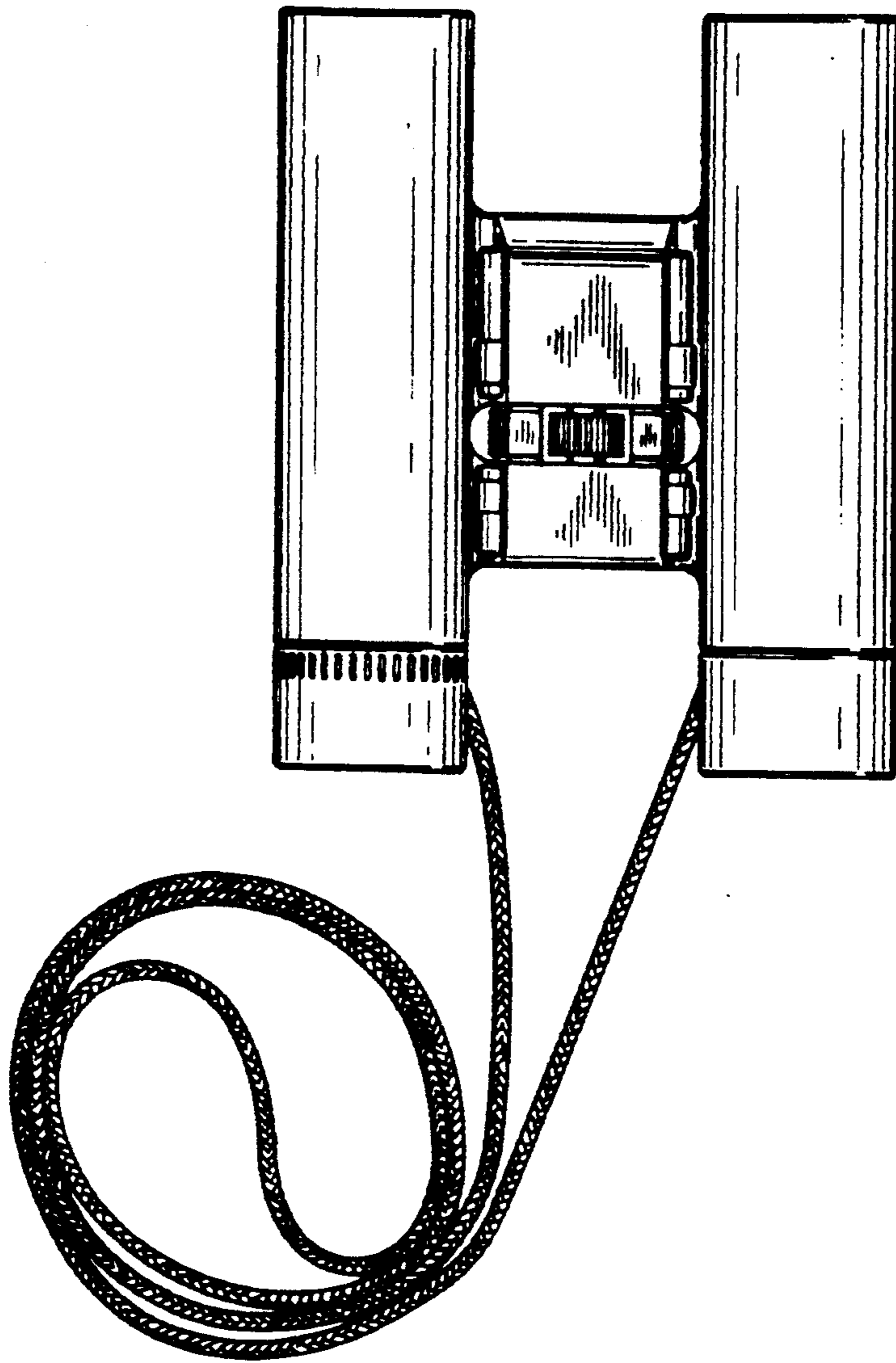


FIG. 11

