



US00D347629S

# United States Patent [19]

[11] Patent Number: **Des. 347,629**

**Hermann**

[45] Date of Patent: **\*\* Jun. 7, 1994**

[54] **KEYBOARD**

4,906,117	3/1990	Birdwell .....	400/490
4,948,281	8/1990	Werner .....	400/472
5,001,307	3/1991	Blaser .....	200/5 A

[75] Inventor: **Thomas L. Hermann**, Springfield, Ohio

[73] Assignee: **NCR Corporation**, Dayton, Ohio

[\*\*] Term: **14 Years**

[21] Appl. No.: **763,750**

[22] Filed: **Sep. 23, 1991**

[52] U.S. Cl. .... **D14/115**

[58] Field of Search ..... 235/145 A, 145 R; 200/5 A, 5 R, 6 A, 6 R; 340/700, 706; 341/22, 23; 364/706-710; 400/472, 490, 477, 479, 492, 682, 691, 693; D14/100, 101, 106, 115; D18/1, 7, 11, 12

[56] **References Cited**

**U.S. PATENT DOCUMENTS**

D. 277,001	1/1985	McGarvey et al. ....	D14/115
D. 289,761	5/1987	Matulock et al. ....	D14/115
D. 290,969	7/1987	Sutou et al. ....	D14/100 X
D. 307,748	5/1990	Cardona et al. ....	D14/115
D. 313,400	1/1991	Quinn et al. ....	D14/100
D. 313,402	1/1991	Esslinger .....	D14/100
D. 316,542	4/1991	Vogeley .....	D14/100

**OTHER PUBLICATIONS**

PC Magazine-Dec. 12, 1989 p. 50-Keyboard.

*Primary Examiner*—Wallace R. Burke

*Assistant Examiner*—Freda S. Nunn

*Attorney, Agent, or Firm*—Elmer Wargo

[57] **CLAIM**

The ornamental design for a keyboard, as shown and described.

**DESCRIPTION**

FIG. 1 is a top front and left side perspective view of a keyboard showing my new design;  
 FIG. 2 is a front elevational view thereof;  
 FIG. 3 is a rear elevational view thereof;  
 FIG. 4 is a side view, in elevation, taken from the right side of FIG. 1;  
 FIG. 5 is a side view in elevation taken from the left side of FIG. 1; and,  
 FIG. 6 is a top plan view of FIG. 1.  
 FIGS. 4 and 5 are drawn on an enlarged scale and the bottom of the keyboard is flat and unornamented.


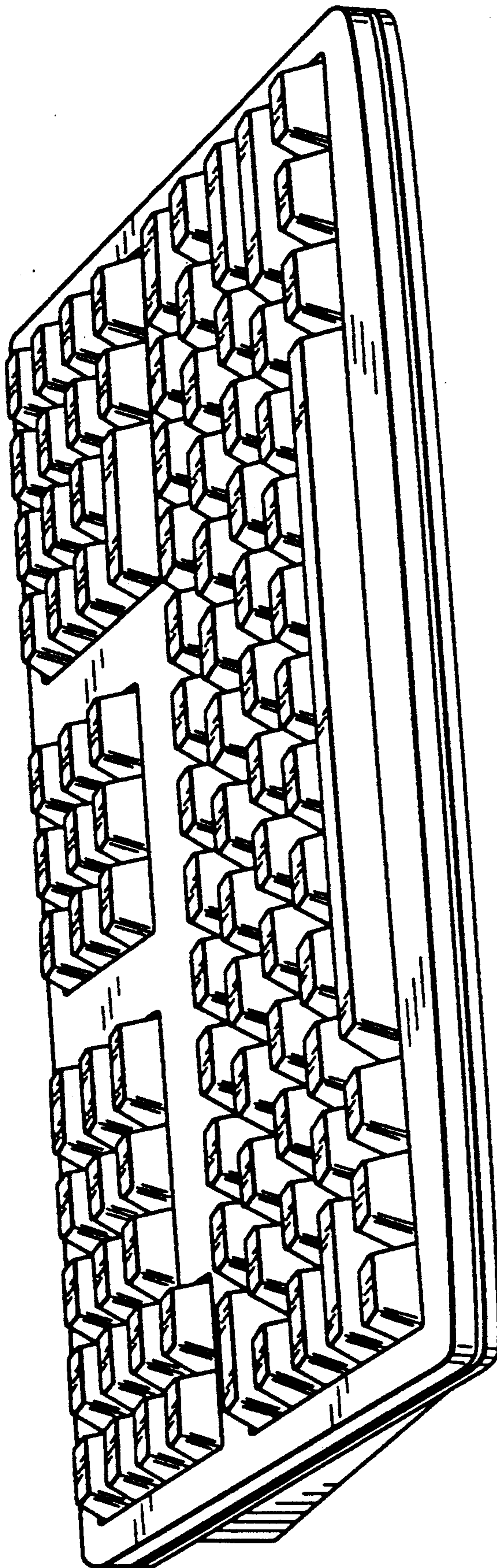
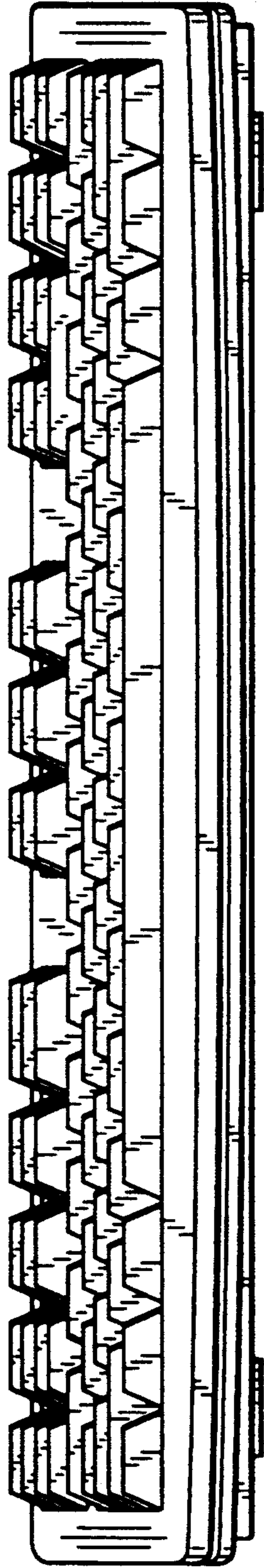


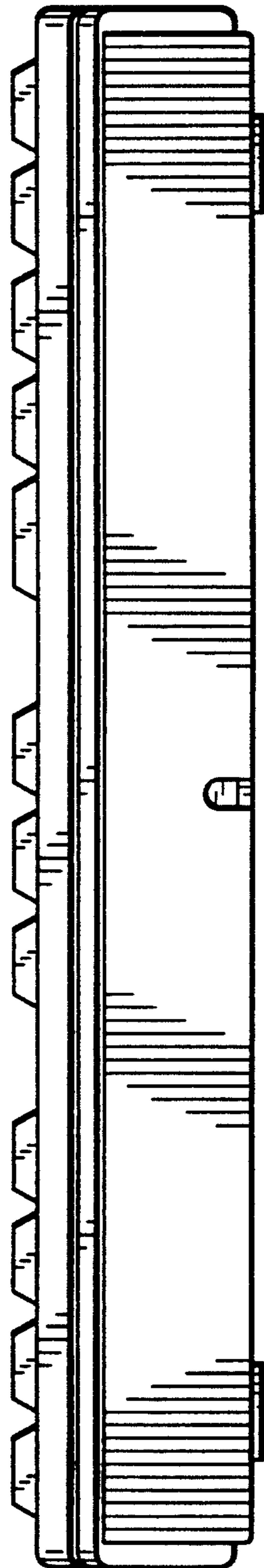
FIG. 1



**FIG. 2**

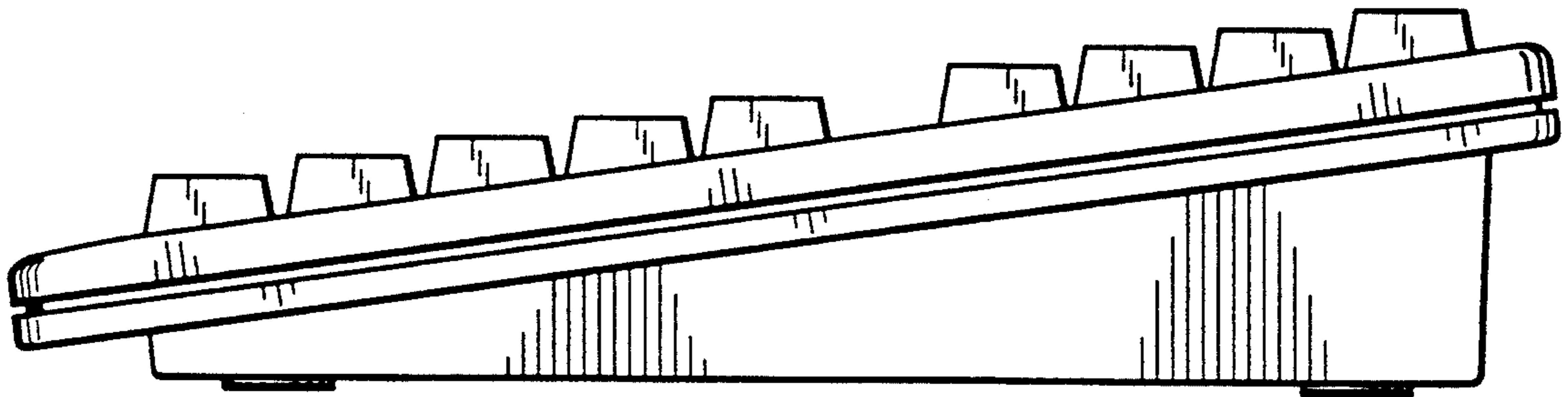


**FIG. 3**





**FIG. 4**



**FIG. 5**

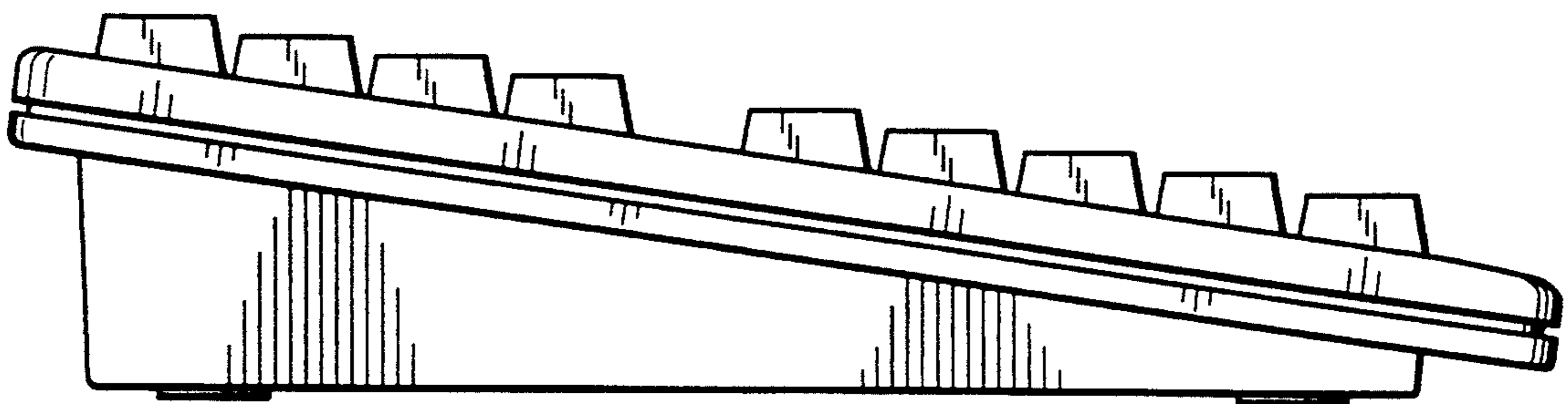


FIG. 6

