



US00D347606S

United States Patent [19]

[11] Patent Number: **Des. 347,606**

Mehta

[45] Date of Patent: **** Jun. 7, 1994**

[54] TIRE

[75] Inventor: **Ajay Mehta, Greer, S.C.**

[73] Assignee: **Michelin Recherche et Technique S.A., Granges-Paccot, Switzerland**

[**] Term: **14 Years**

[21] Appl. No.: **837,529**

[22] Filed: **Feb. 18, 1992**

[52] U.S. Cl. **D12/147**

[58] Field of Search **152/209 R, 209 B, 209 D; D12/140, 141-143, 146-151**

[56] **References Cited**

U.S. PATENT DOCUMENTS

- D. 279,088 6/1985 Giron D12/147
- D. 283,698 5/1986 Kawabata et al. D12/147
- D. 294,240 2/1988 Lachamp D12/147
- D. 311,366 10/1990 Kuroda D12/147
- D. 334,369 3/1993 Christenbury D12/147
- D. 334,370 3/1993 White D12/147
- D. 334,371 3/1993 Hodges D12/147

OTHER PUBLICATIONS

- 1991 Tire Design Guide p. 46 Michelin X M+S 100.
- 1991 Tire Design Guide p. 46 Michelin X M+S 300.

Primary Examiner—James M. Gandy

Attorney, Agent, or Firm—Alan A. Csontos; Robert R. Reed

[57] **CLAIM**

The ornamental design for the tire, as shown and described.

DESCRIPTION

FIG. 1 is a perspective of a tire showing a portion of the tread pattern of my new design;

FIG. 2 is an enlarged fragmentary front elevation view of a segment of the tread pattern thereof;

FIG. 3 is a perspective of a tire showing a portion of the tread pattern of a second embodiment of my new design;

FIG. 4 is an enlarged fragmentary front elevation view of a segment of the tread pattern shown in FIG. 3; and,

FIG. 5 is an enlarged fragmentary front elevation view of a segment of the tread pattern of a tire showing a third embodiment of my new design it being understood that the tire is the same as those of the first and second embodiments shown schematically by solid lines in FIGS. 1 and 3 respectively and is omitted for convenience of illustration.

The tread pattern is understood to be repeated uniformly throughout the circumference of all three embodiments of the tire as shown schematically by solid lines in FIGS. 1 and 3 of the drawing, and the opposite side of the three embodiments of the tire is substantially the same as that shown in FIGS. 1 and 3.

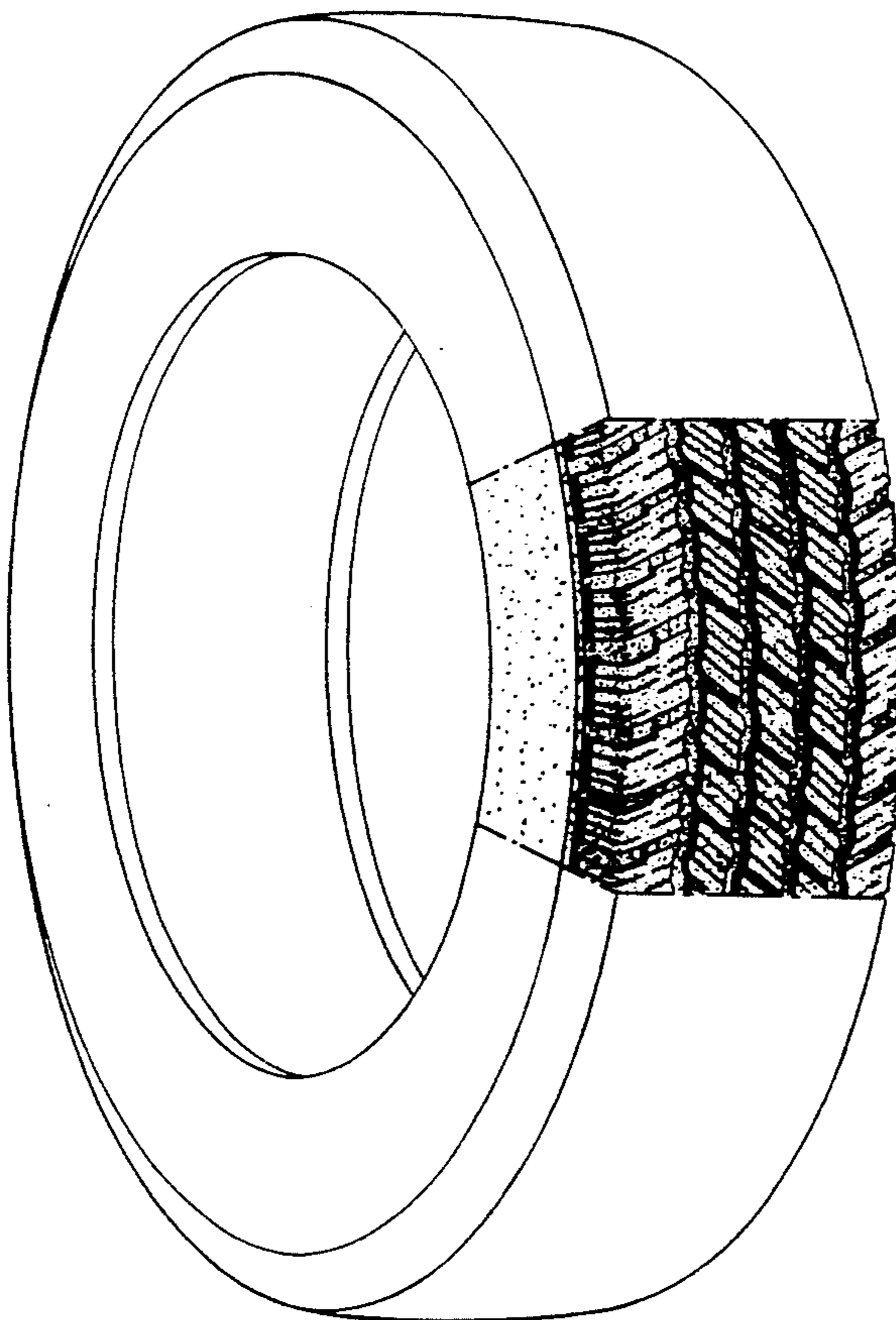


Fig. 1

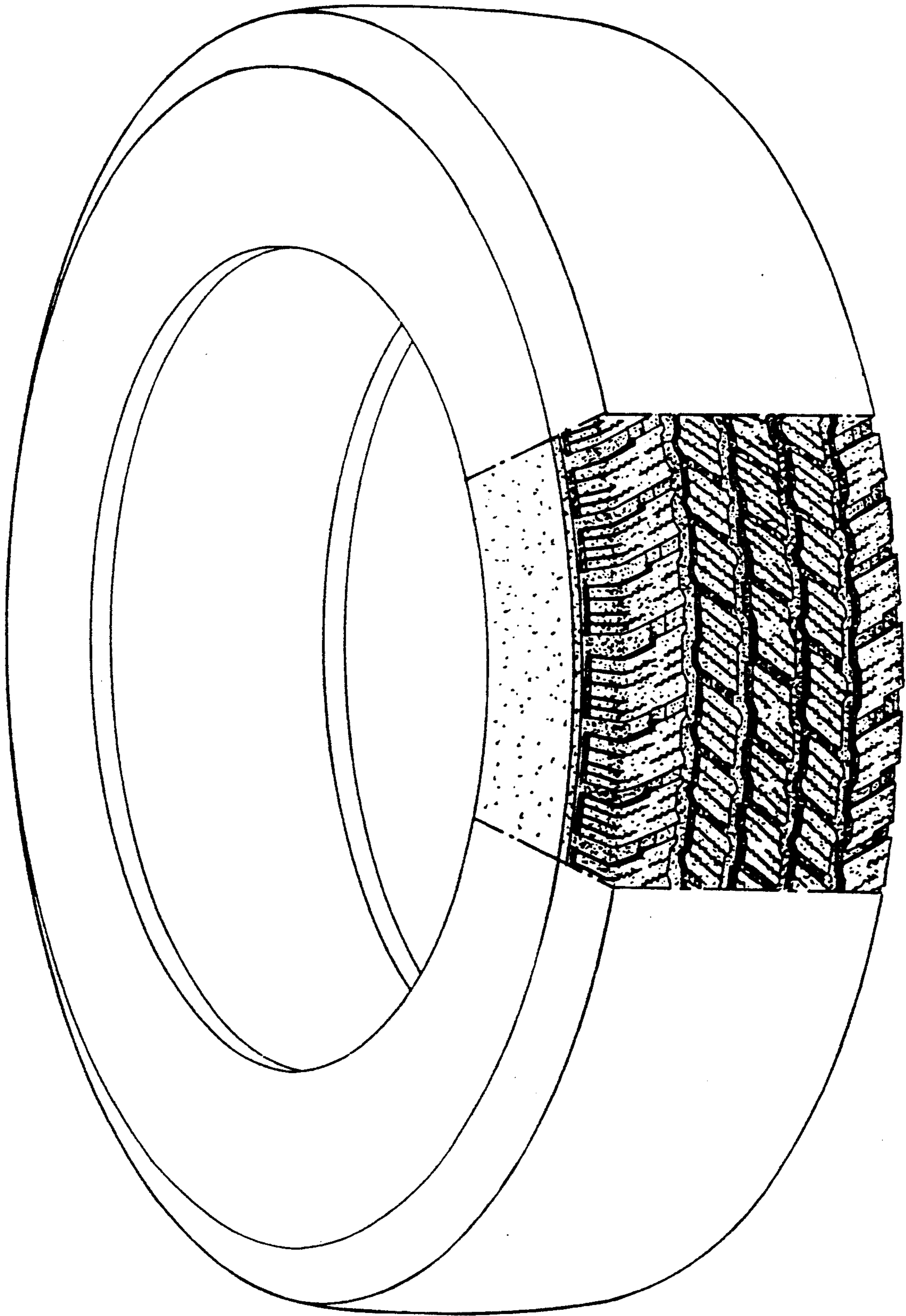


Fig. 2




Fig. 3

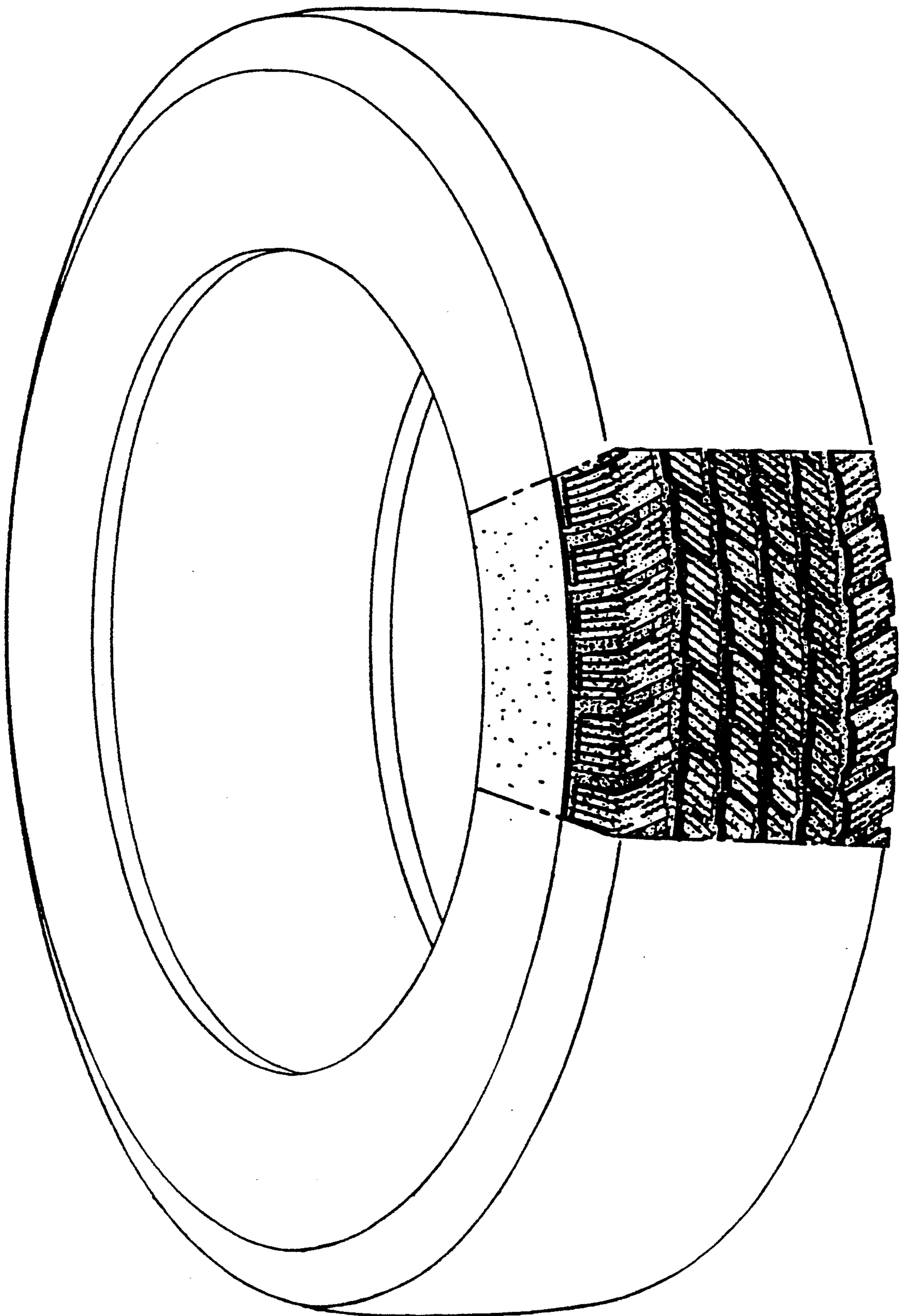


Fig. 4




Fig. 5

