



US00D347600S

# United States Patent [19]

[11] Patent Number: **Des. 347,600**

**Ilaria et al.**

[45] Date of Patent: **\*\* Jun. 7, 1994**

[54] AWARD PLAQUE

3,440,749 4/1969 Parson et al. .... 40/552

[75] Inventors: **Peter V. Ilaria**, East Hanover;  
**William Macowski**, Caldwell, both of  
N.J.

### OTHER PUBLICATIONS

Yorkcraft Inc. Cataloge; 1966; p. 57; Letter Plaque.

[73] Assignee: **Tropar Manufacturing Company,**  
**Inc.**, Florham Park, N.J.

*Primary Examiner*—Bernard Ansher  
*Assistant Examiner*—Dominic Simone  
*Attorney, Agent, or Firm*—Gottlieb, Rackman &  
Reisman

[\*\*] Term: **14 Years**

### [57] CLAIM

[21] Appl. No.: **1,507**

The ornamental design for an award plaque, as shown  
and described.

[22] Filed: **Nov. 16, 1992**

### DESCRIPTION

[52] U.S. Cl. .... **D11/133; D20/40**

[58] Field of Search ..... **40/552; 428/542.6, 913.3;**  
**D11/131, 132, 133; D20/40**

FIG. 1 is a perspective view of an award plaque show-  
ing my new design;

### [56] References Cited

#### U.S. PATENT DOCUMENTS

D. 242,812 12/1976 Plesset ..... D11/133  
D. 272,611 2/1984 Trujillo et al. .... D11/133  
1,777,793 10/1930 Grünhut ..... 40/552

FIG. 2 is a top plan view thereof;

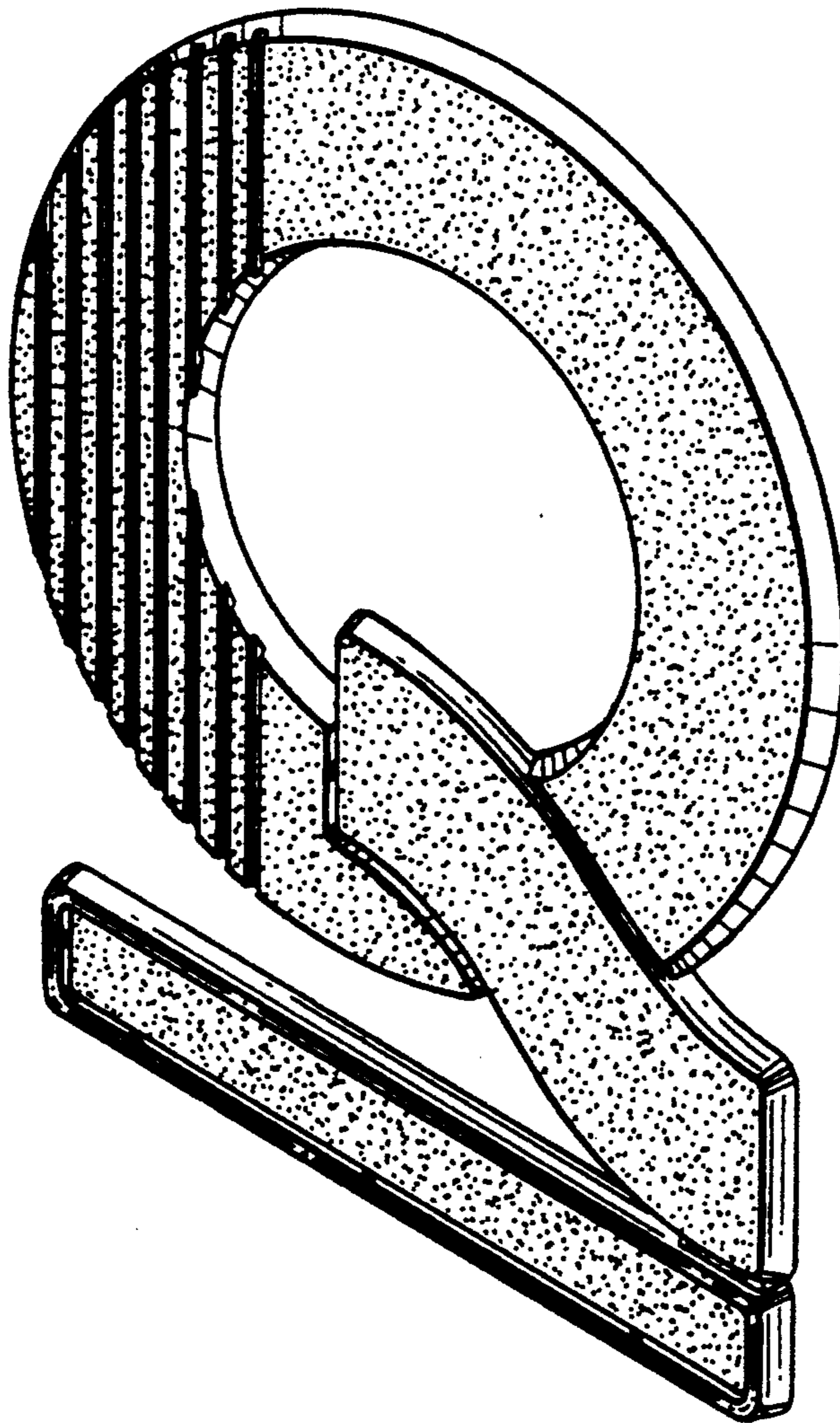
FIG. 3 is a front elevational view thereof;

FIG. 4 is a right side plan view thereof;

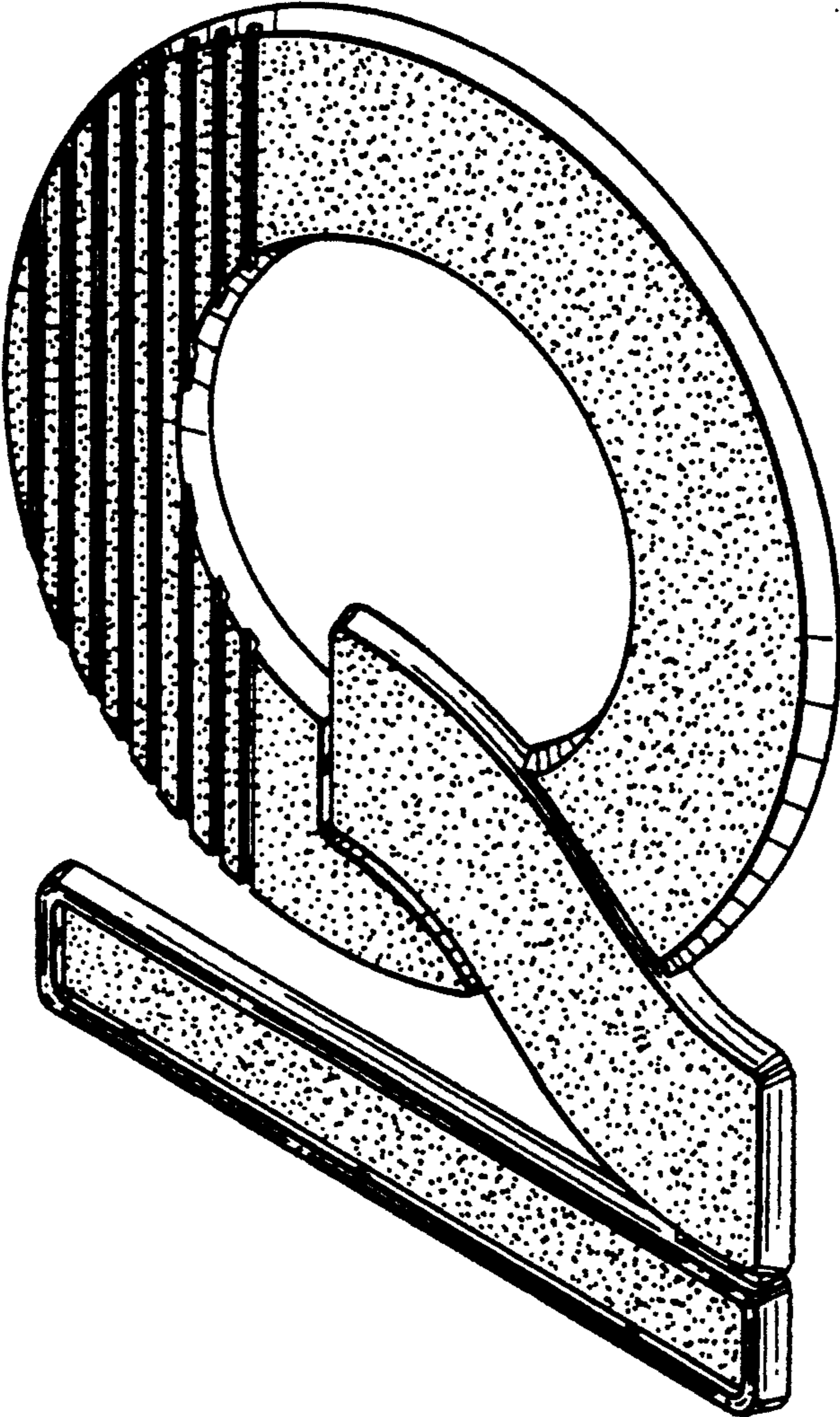
FIG. 5 is a left side plan view thereof;

FIG. 6 is a rear elevational view thereof; and,

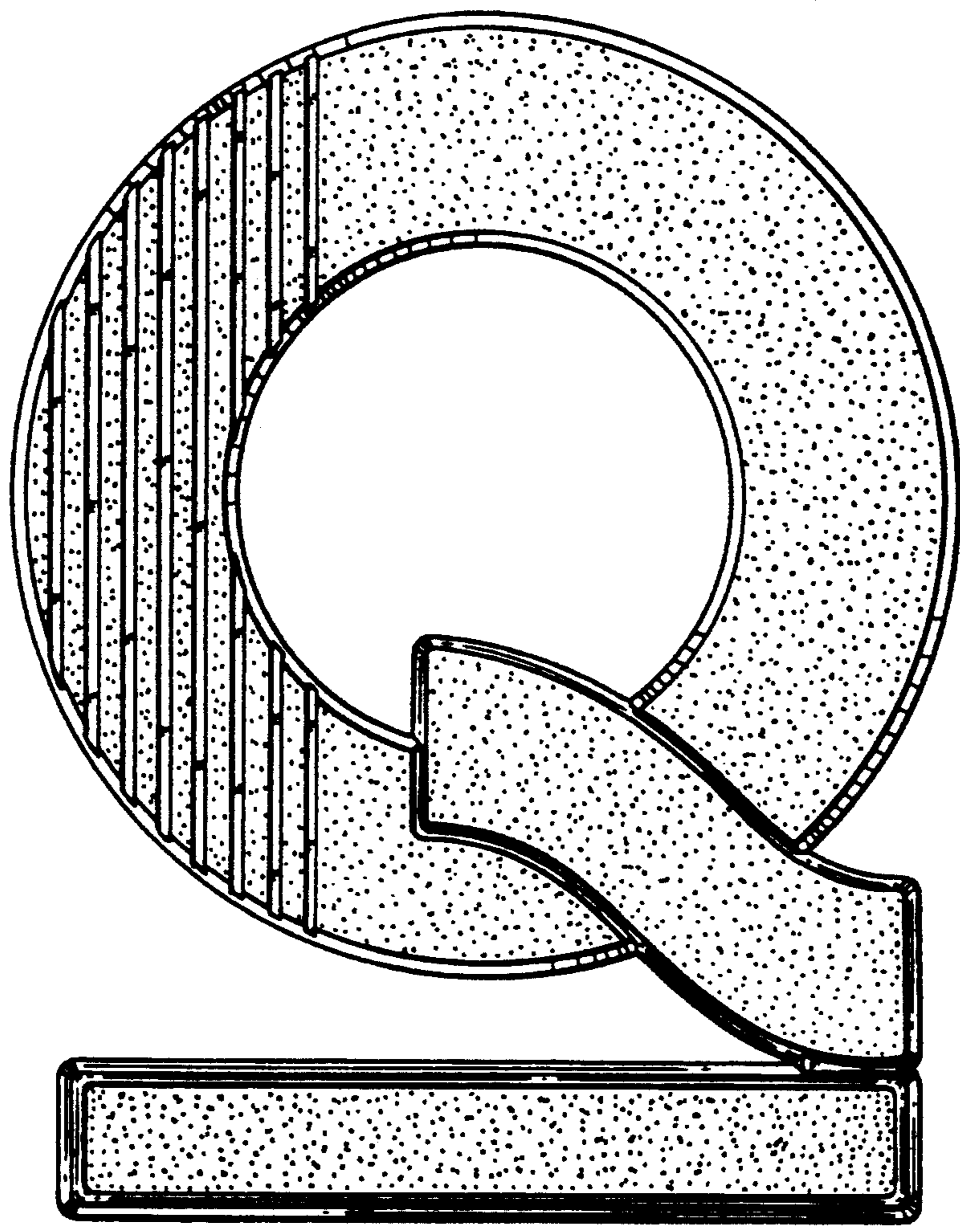
FIG. 7 is a bottom plan view thereof.



*FIG. 1*



*FIG. 2*



*FIG. 3*




*FIG. 4*




*FIG. 5*





**FIG. 6**



**FIG. 7**