



US00D347595S

United States Patent [19]

[11] Patent Number: **Des. 347,595**

Flaherty

[45] Date of Patent: **** Jun. 7, 1994**

[54] FIRE ALARM FOR DISCONNECTING A VEHICLE'S ELECTRICAL SYSTEM

5,023,601 6/1991 McGannon 340/628
5,235,329 8/1993 Jackson 340/902

[76] Inventor: **James L. Flaherty**, 697 Country Club Rd., Cadiz, Ohio 43907

Primary Examiner—Wallace R. Burke
Assistant Examiner—Marcus Jackson
Attorney, Agent, or Firm—Terry M. Gernstein

[**] Term: **14 Years**

[21] Appl. No.: **9,587**

[57] **CLAIM**

[22] Filed: **Jun. 18, 1993**

The ornamental design for a fire alarm for disconnecting a vehicle's electrical system, as shown and described.

[52] U.S. Cl. **D10/106**

[58] Field of Search 340/384 R, 384 E, 385, 340/386, 393, 540, 571, 572, 628, 629, 630, 425.5, 438, 439; D10/104, 106, 116, 118, 119, 120, 121

DESCRIPTION

[56] **References Cited**

U.S. PATENT DOCUMENTS

D. 276,029	10/1984	Skarman	D10/106
4,013,995	3/1977	Adamo	340/571
4,418,337	11/1983	Bader	340/571
4,904,988	2/1990	Nesbit	340/628
4,949,077	8/1990	Mbuthia	340/628

FIG. 1 is a front, top and side perspective view of the fire alarm for disconnecting a vehicle's electrical system showing my new design, with the wires broken away to indicate indeterminate length;

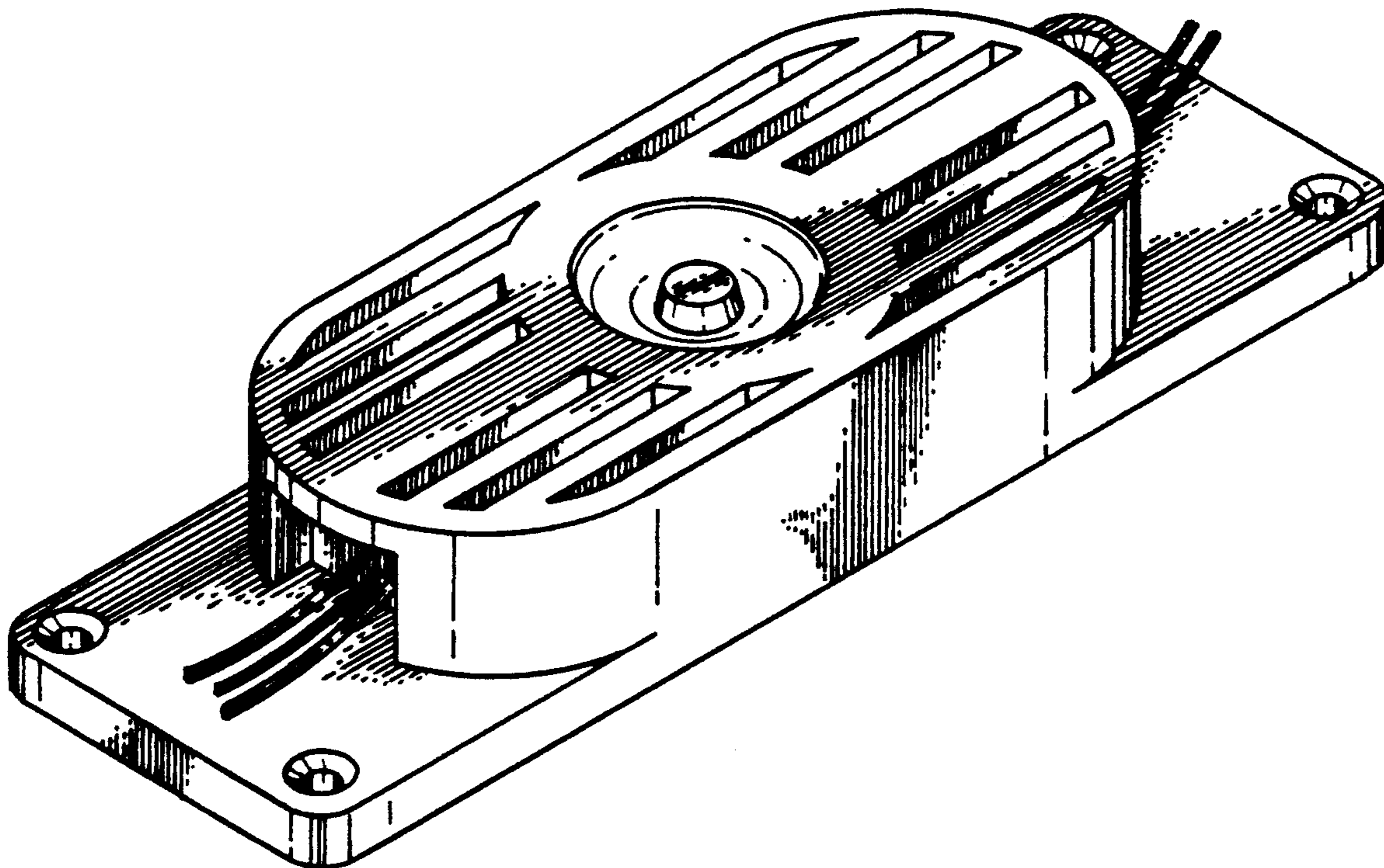
FIG. 2 is a front end elevational view thereof;

FIG. 3 is a rear end elevational view thereof;

FIG. 4 is a side elevational view thereof, the side opposite being a mirror image of the side shown in FIG. 4;

FIG. 5 is a top plan view thereof; and,

FIG. 6 is a bottom plan view thereof.



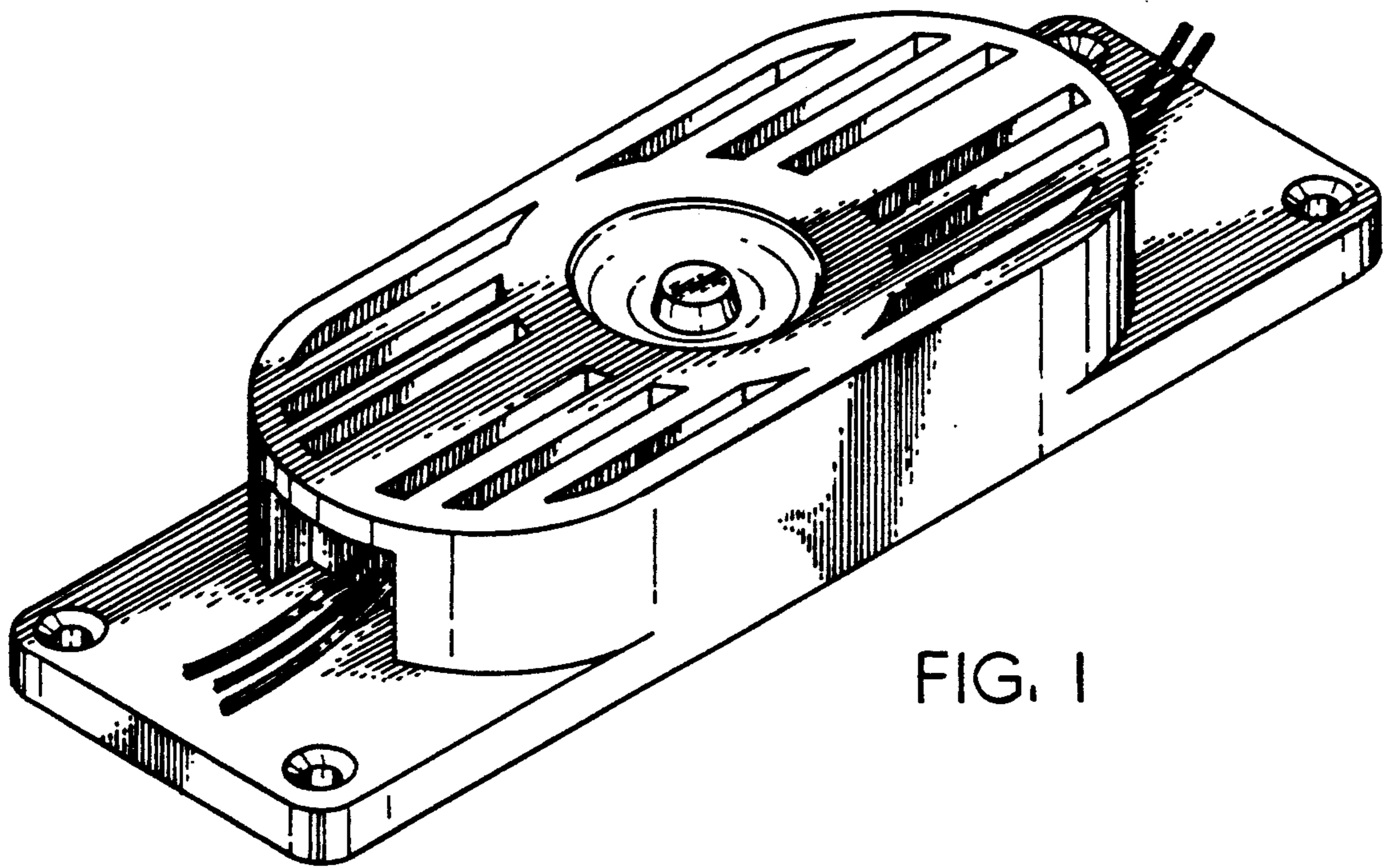


FIG. 1




FIG. 2



FIG. 3

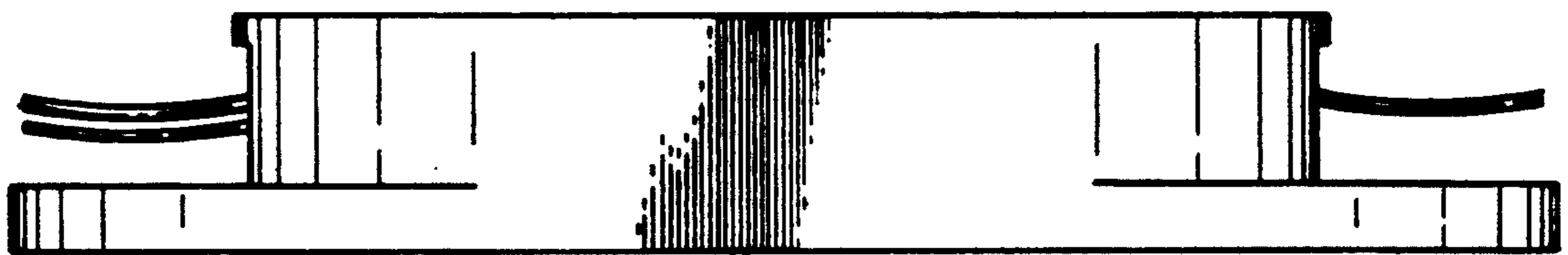


FIG. 4

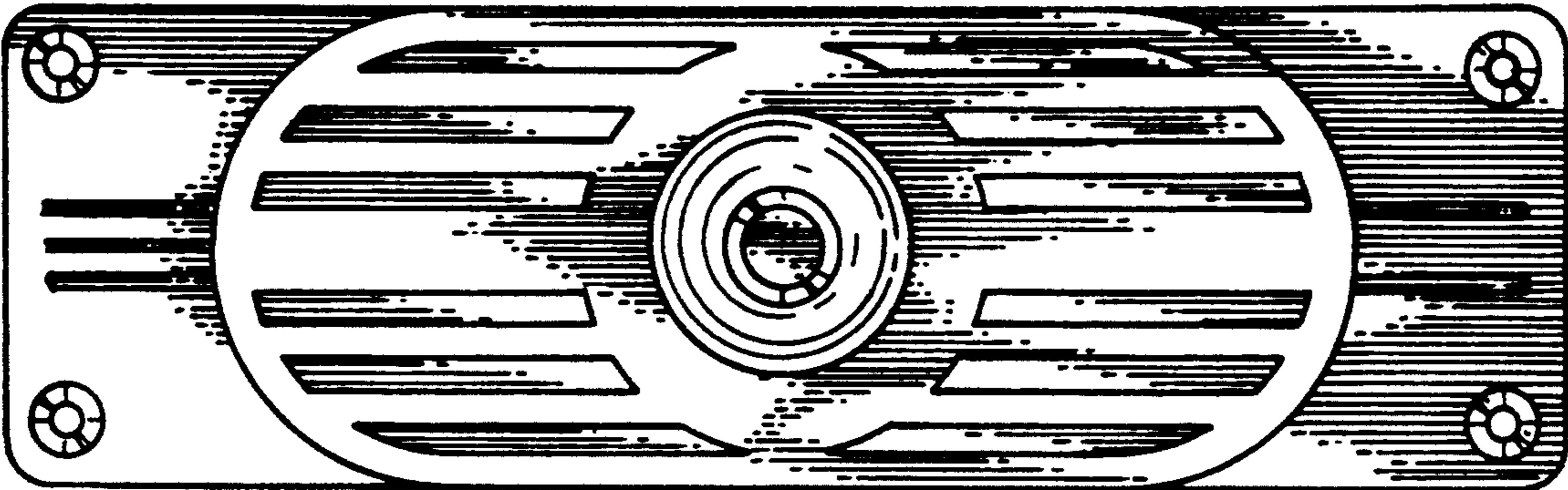


FIG. 5




FIG. 6