



US00D347588S

United States Patent [19]

[11] Patent Number: **Des. 347,588**

Tayar

[45] Date of Patent: **** Jun. 7, 1994**

[54] **PARALLEL RULER**

[56] **References Cited**

[76] Inventor: **Memduh A. Tayar**, 235 W. 102nd St.,
Apt. 12-S, New York, N.Y. 10025

U.S. PATENT DOCUMENTS

D. 201,300 6/1965 Seely, Jr. D10/71
D. 259,476 6/1981 Feingold et al. D10/71
4,339,881 7/1982 Kapp 33/492 X

[**] Term: **14 Years**

Primary Examiner—Alan P. Douglas
Assistant Examiner—Antoine D. Davis
Attorney, Agent, or Firm—Curtis, Morris & Safford

[21] Appl. No.: **2,167**

[57] **CLAIM**

[22] Filed: **Dec. 3, 1992**

The ornamental design for a parallel ruler, as shown and described.

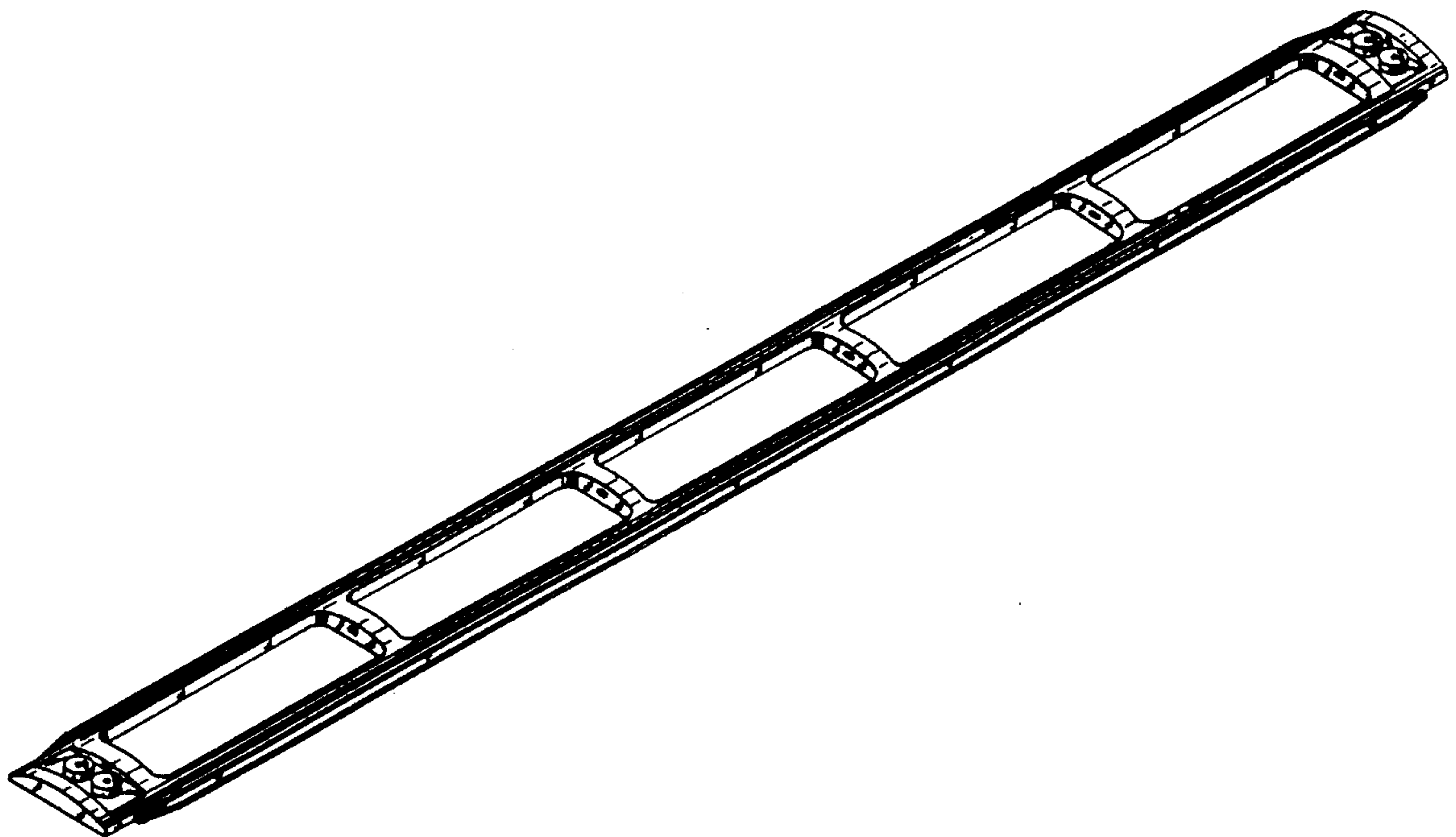
Related U.S. Application Data

DESCRIPTION

[63] Continuation-in-part of Ser. No. 617,049, Mar. 25,
1991, abandoned.

FIG. 1 is a top perspective view of a parallel ruler showing my new design;
FIG. 2 is a top plan view thereof;
FIG. 3 is a side elevational view thereof;
FIG. 4 is an elevational view thereof; and,
FIG. 5 is a bottom plan view thereof.

[52] U.S. Cl. D10/71
[58] Field of Search 33/483-494;
D10/69, 70, 71



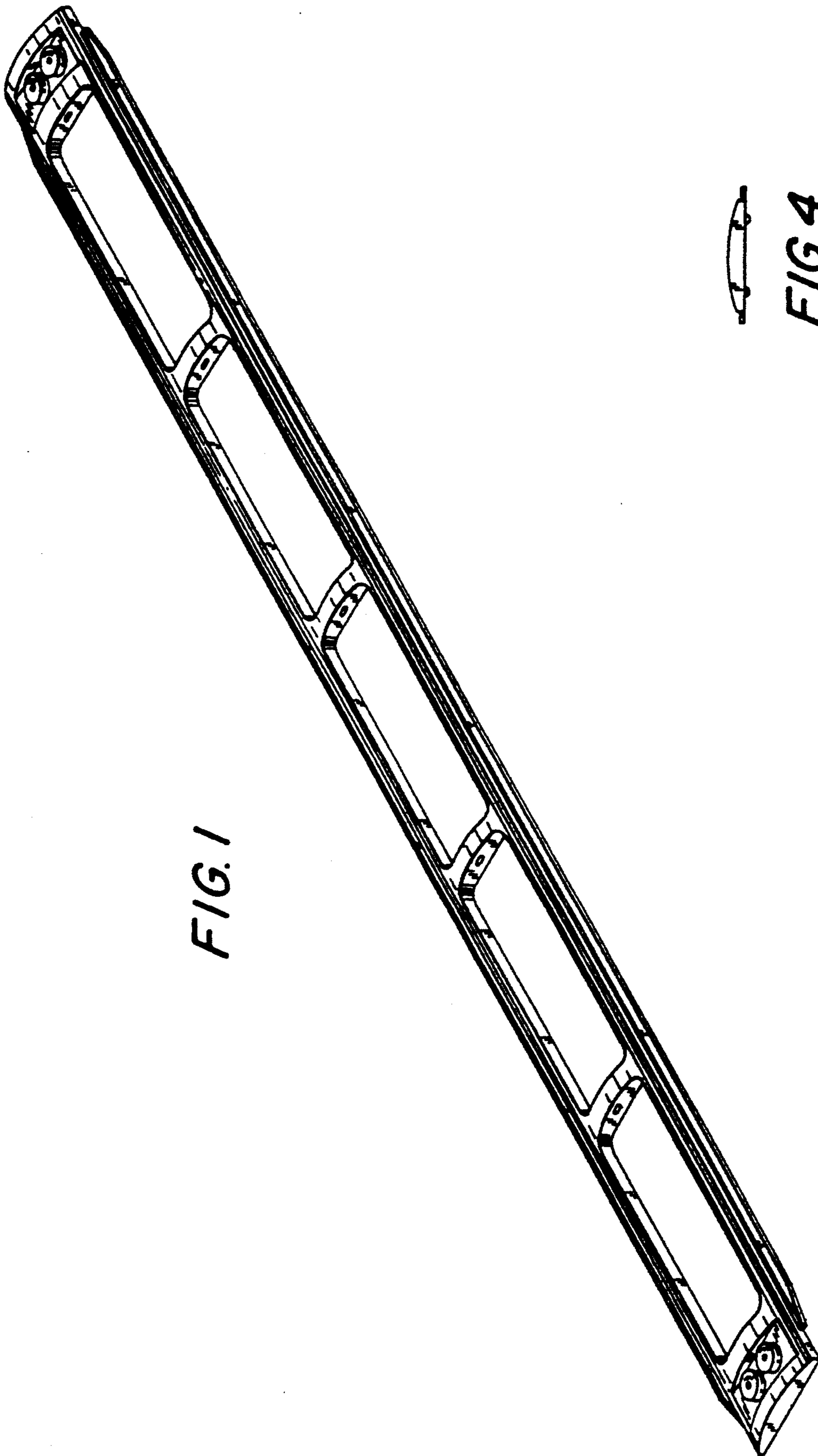


FIG. 1



FIG. 4




FIG. 2



FIG. 3

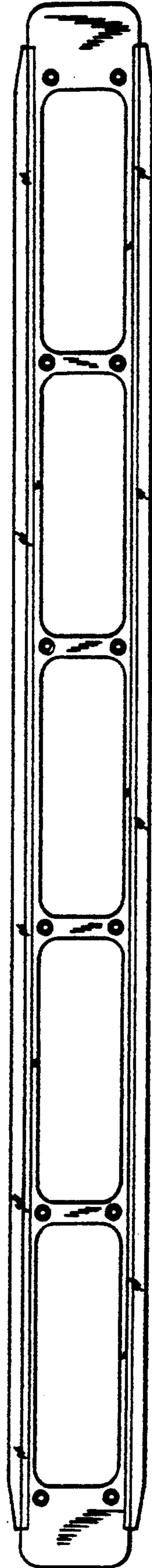


FIG. 5