



US00D347586S

United States Patent [19]

[11] Patent Number: **Des. 347,586**

Kim

[45] Date of Patent: **** Jun. 7, 1994**

[54] **TEMPLATE**

[56] **References Cited**

[75] Inventor: **Suk K. Kim, 629 N. Abington St.,
Arlington, Va. 22203**

U.S. PATENT DOCUMENTS

D. 149,200	4/1948	Martin	D10/64
D. 197,351	1/1964	Audeh	D10/64
D. 242,903	1/1977	Benoit	D10/64
274,031	3/1883	Requa	33/562 X

[73] Assignee: **Suk Kyu Kim, Arlington, Va.**

Primary Examiner—Alan P. Douglas
Assistant Examiner—Antoine D. Davis

[**] Term: **14 Years**

[57] **CLAIM**

The ornamental design for a template, as shown.

[21] Appl. No.: **2,466**

DESCRIPTION

[22] Filed: **Dec. 9, 1992**

FIG. 1 is a plan view of a template showing my design;
FIG. 2 is an end elevation as seen from the left of FIG.
1; and,
FIG. 3 is a front elevation view thereof.

[52] U.S. Cl. **D10/64**

[58] Field of Search **33/562, 563; D10/64**

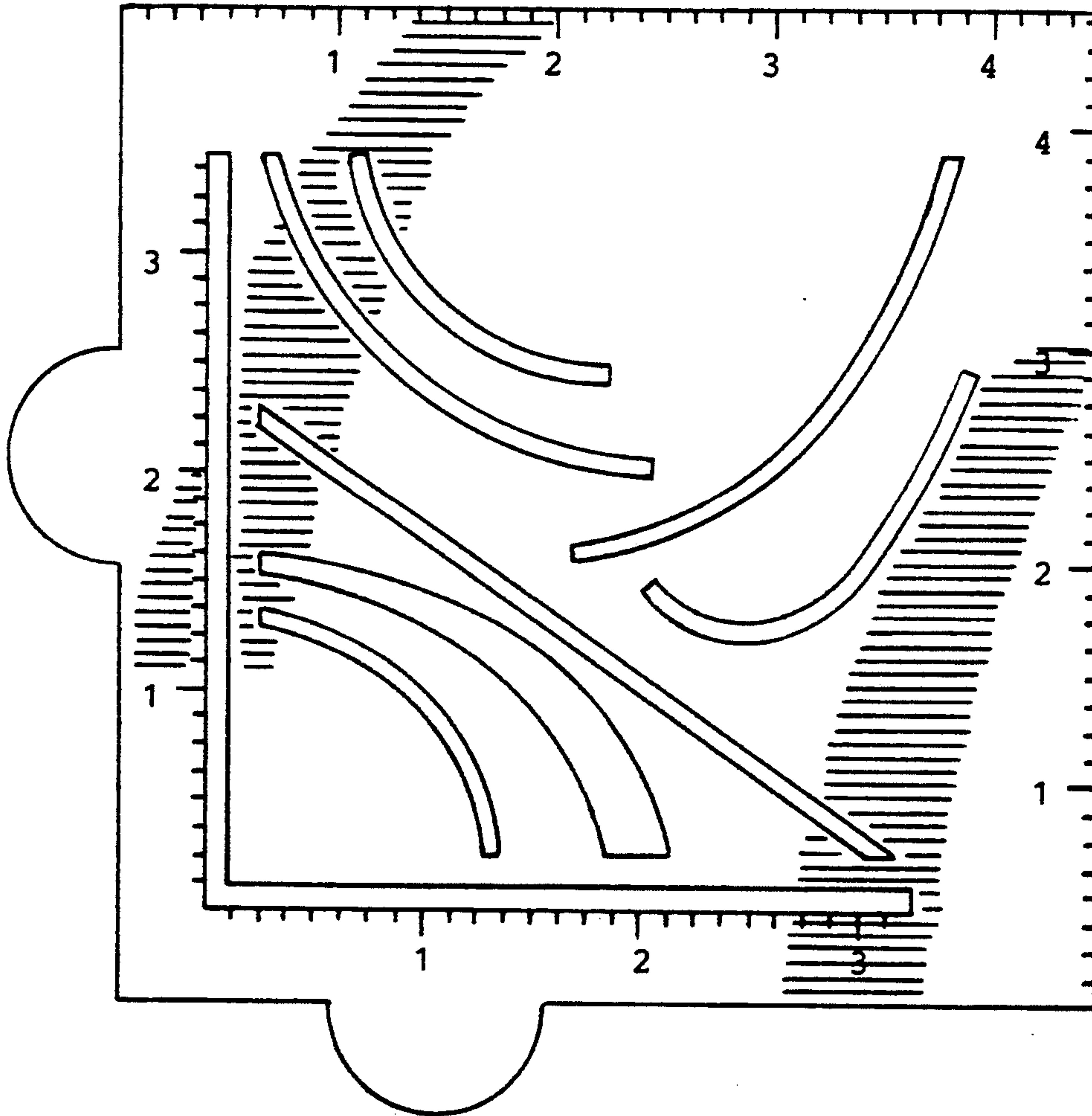


FIG. 2

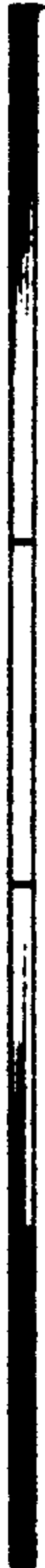


FIG. 1

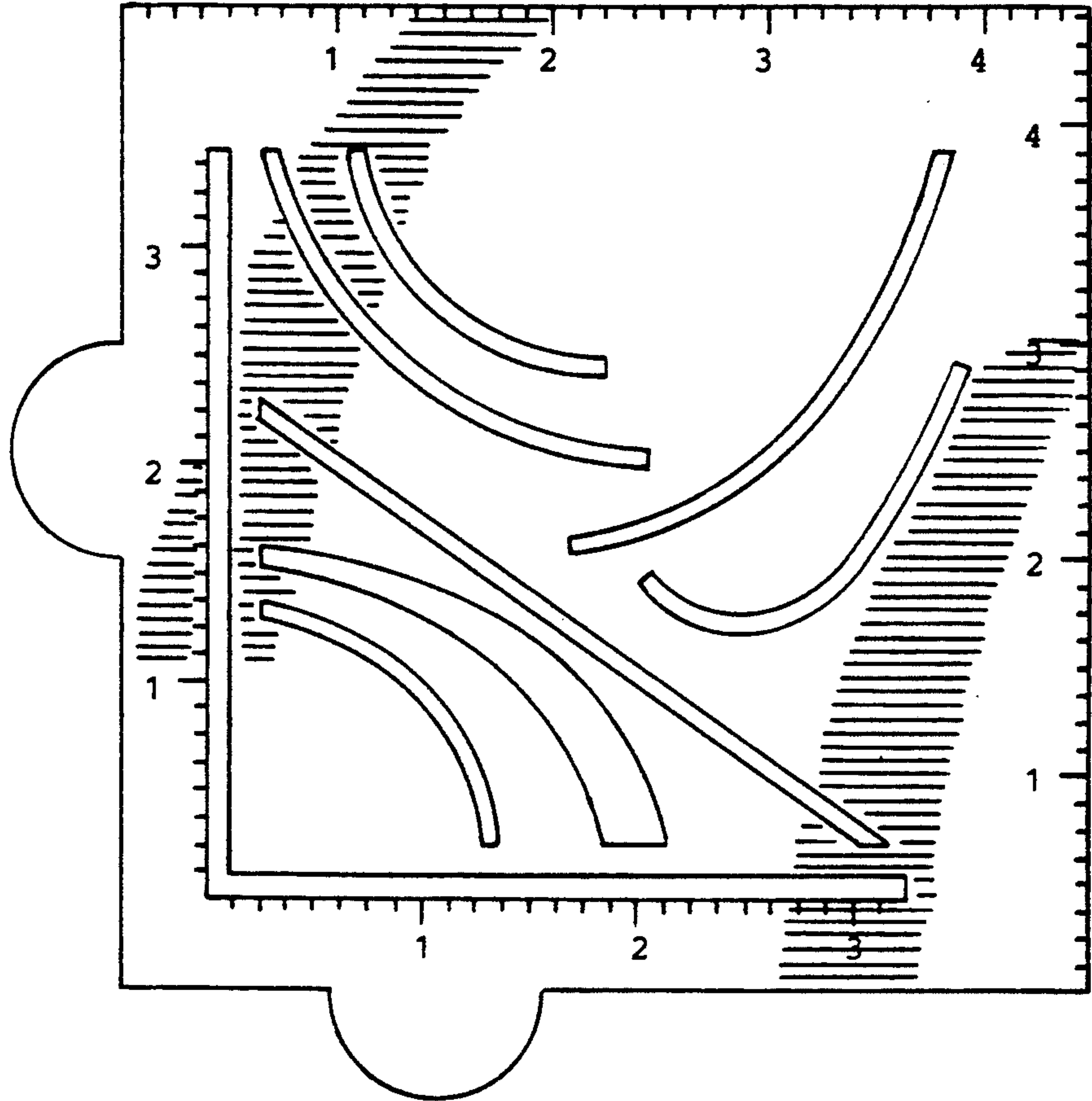


FIG. 3

