



US00D347581S

United States Patent [19]

[11] Patent Number: **Des. 347,581**

Chodat

[45] Date of Patent: **** Jun. 7, 1994**

[54] **CLOCK CASE**

[75] Inventor: **Jean-Pierre Chodat**, Auvernier, Switzerland

[73] Assignee: **Ebel, S.A.**, La Chaux-des-Fonds, Switzerland

[**] Term: **14 Years**

[21] Appl. No.: **818,991**

[22] Filed: **Jan. 10, 1992**

[30] **Foreign Application Priority Data**

Jul. 29, 1991 [WO] World Int. Prop. O. DM 020253

[52] U.S. Cl. **D10/21; D10/1; D10/15**

[58] Field of Search 368/82-84, 368/239-242, 276, 277, 285; D10/1-40, 122-132

[56] **References Cited**

U.S. PATENT DOCUMENTS

D. 85,027 9/1931 Budlong D10/27

D. 97,782 12/1935 Patten D10/28
D. 105,068 6/1937 Cleland D10/7 X
D. 112,383 11/1938 Silvers D10/27
D. 150,676 8/1948 Brusseau D10/5
D. 158,602 5/1950 Nelson D10/6

Primary Examiner—Nelson C. Holtje
Attorney, Agent, or Firm—David I. Roche

[57] **CLAIM**

The ornamental design for clock case, as shown and described.

DESCRIPTION

FIG. 1 is a front and left side perspective view of a clock case, showing my design;
FIG. 2 is a top plan view thereof;
FIG. 3 is a bottom plan view thereof;
FIG. 4 is a front elevational view thereof;
FIG. 5 is a rear elevational view thereof;
FIG. 6 is a right side elevational view thereof; and,
FIG. 7 is a left side elevational view thereof.
The broken line showings of a clockface in FIGS. 1 and 4 are environmental only and form no part of the claimed design.




Fig 1




Fig 2




Fig 3



Fig 4




Fig 5

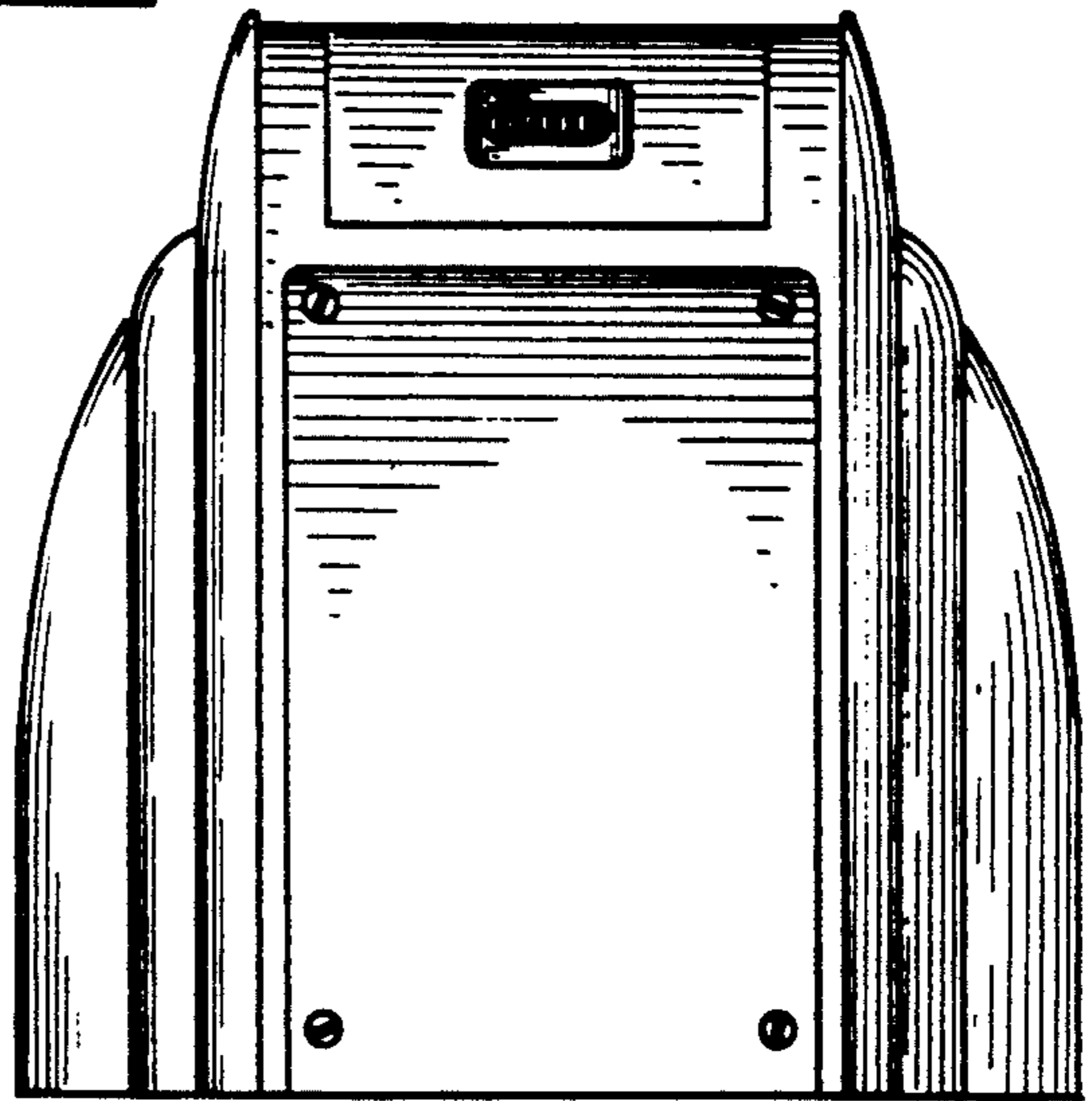


Fig 6



Fig 7

