



US00D347567S

United States Patent [19]

[11] Patent Number: **Des. 347,567**

Duffy

[45] Date of Patent: **** Jun. 7, 1994**

[54] **COIL PROTECTOR**

[75] Inventor: **Thomas J. Duffy, Appleton, Wis.**

[73] Assignee: **Badger Plug Company, Appleton, Wis.**

[**] Term: **14 Years**

[21] Appl. No.: **647,211**

[22] Filed: **Jan. 28, 1991**

3,878,940	4/1975	Wittebort .	
3,942,638	3/1976	Stone	206/416
4,198,008	4/1980	Krautwald .	
4,230,286	10/1980	Charles .	
4,373,500	2/1983	Saraisky	242/68.6 X
4,513,864	4/1985	Liebel .	
4,516,892	5/1985	Curro, Jr. .	
4,659,031	4/1987	Saraisky	242/68.6
4,793,485	12/1988	Bertolotti	206/414 X
5,161,685	11/1992	Ham's et al.	206/415 X

Related U.S. Application Data

[63] Continuation-in-part of Ser. No. 285,913, Dec. 16, 1988, abandoned.

[52] U.S. Cl. **D8/354**

[58] Field of Search **D8/354, 358, 499; 242/68.8; 206/414-416**

References Cited

U.S. PATENT DOCUMENTS

D. 34,031	2/1901	Milligan	D8/499 X
D. 223,894	6/1972	Bates	D8/358
D. 261,357	10/1981	Doonan	D8/499
D. 311,486	10/1990	Hickman	D8/358
919,739	4/1909	Loughman	206/416
1,098,479	6/1914	Clark, Jr. et al. .	
1,178,173	4/1916	Misegades .	
1,510,564	10/1924	Stockfleth et al. .	
1,809,267	6/1931	Cushing	242/68.6
1,919,769	7/1933	Brown et al.	242/68.6
3,145,451	8/1964	Christensen	242/68.6 X
3,521,833	7/1970	Ridgeway	242/68.6
3,627,220	12/1971	Vogel	242/68.6
3,680,807	8/1972	Fortson .	
3,713,601	1/1973	Buhrman et al.	242/68.6
3,820,733	6/1974	Roederer .	
3,830,455	8/1974	Brightly .	
3,840,194	10/1974	Vetter	242/68.6

FOREIGN PATENT DOCUMENTS

243453	11/1925	United Kingdom .
736545	9/1955	United Kingdom .

OTHER PUBLICATIONS

Outwater Plastics Inc., 1983, p. 303, insert cap glides, located in middle of page.
 Outwater Plastics Inc., 1983, p. 291, insert cap.
 Thomas & Betts Sep. 18, 1987, p. E224, bushing, located at left side of page.
 Grammes, 1941, p. 41, eyelets, item 4572 located in middle of page.
 Sweets, 1969, no page no., retainer couplings, located in lower left corner.

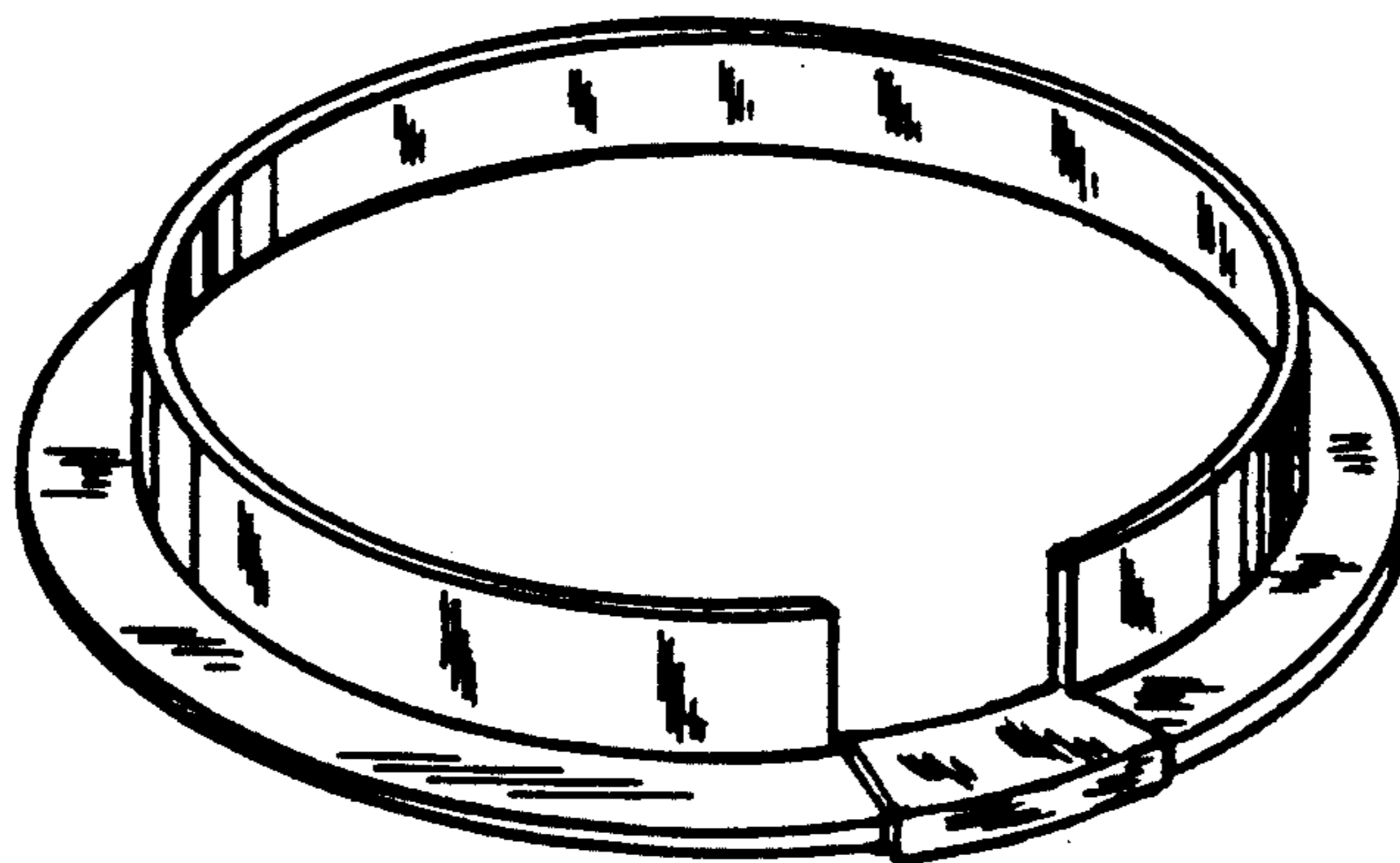
Primary Examiner—Wallace R. Burke
Assistant Examiner—H. Baynham
Attorney, Agent, or Firm—Wheeler Law Firm

[57] **CLAIM**

The ornamental design for a coil protector, as shown.

DESCRIPTION

FIG. 1 is a perspective view of the coil protector;
 FIG. 2 is a front elevational view thereof;
 FIG. 3 is a right side elevational view thereof with the opposite side being a mirror image thereof;
 FIG. 4 is a top plan view thereof; and,
 FIG. 5 is a bottom plan view thereof.



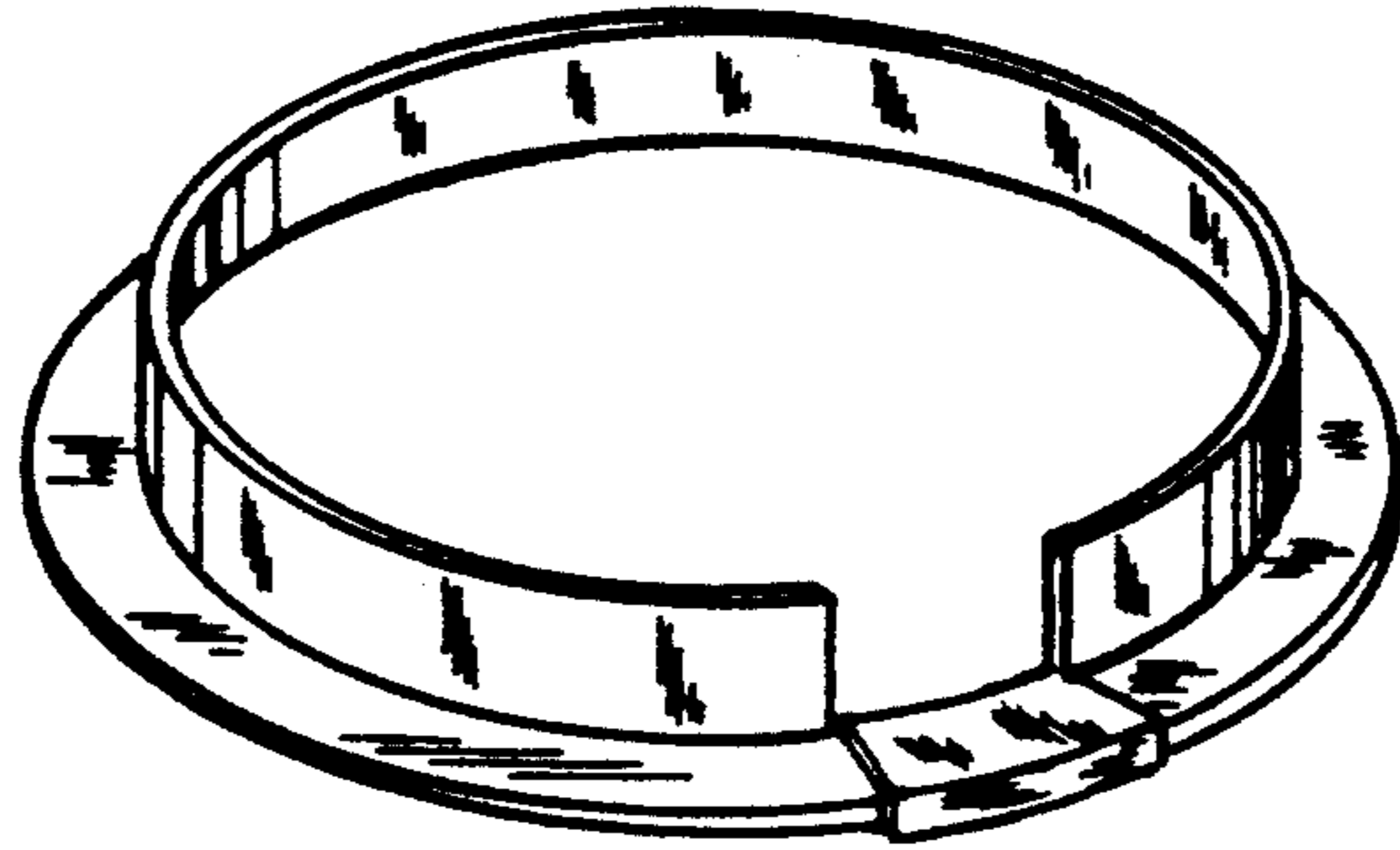


FIG. 1



FIG. 2



FIG. 3

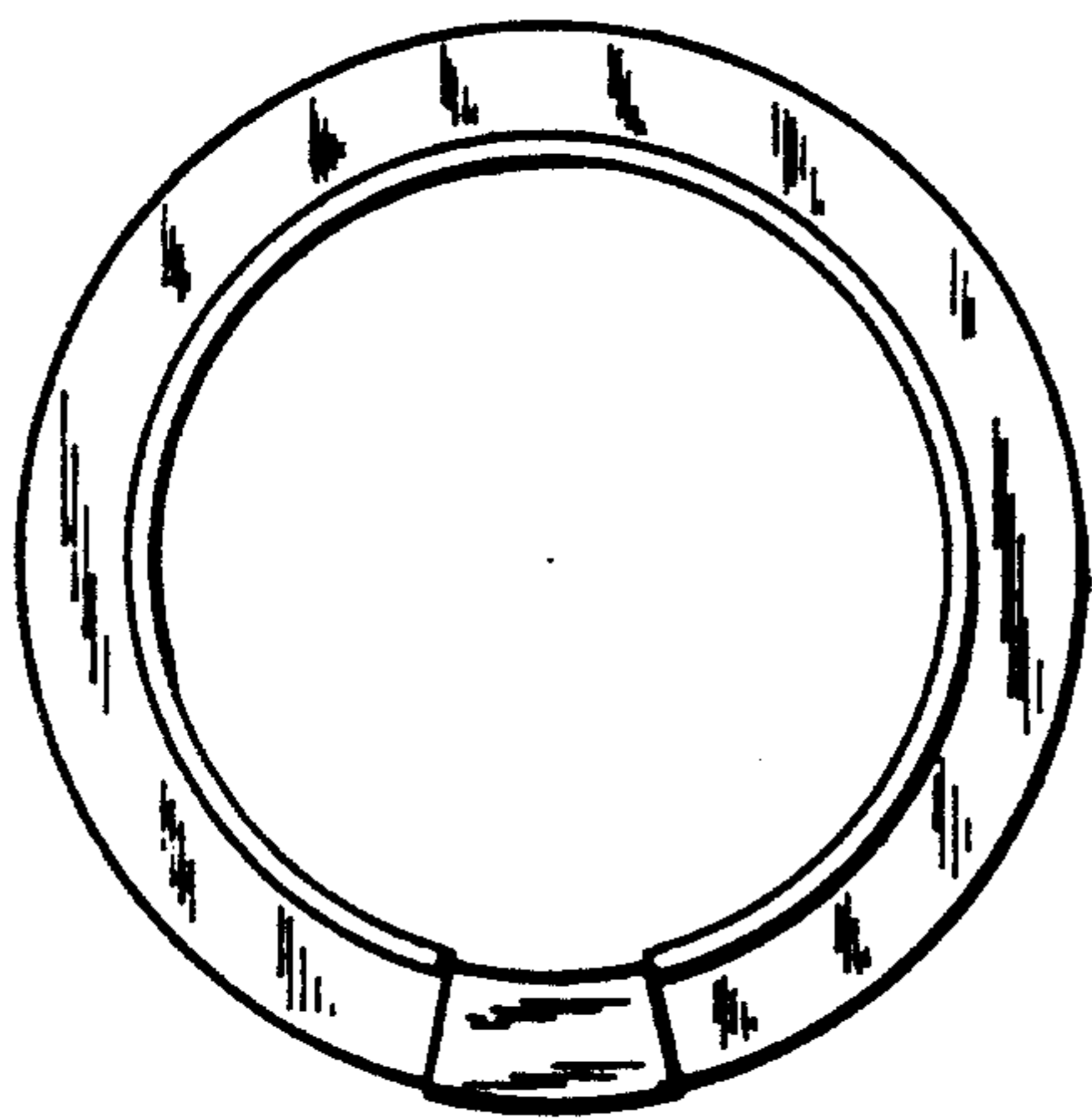


FIG. 4

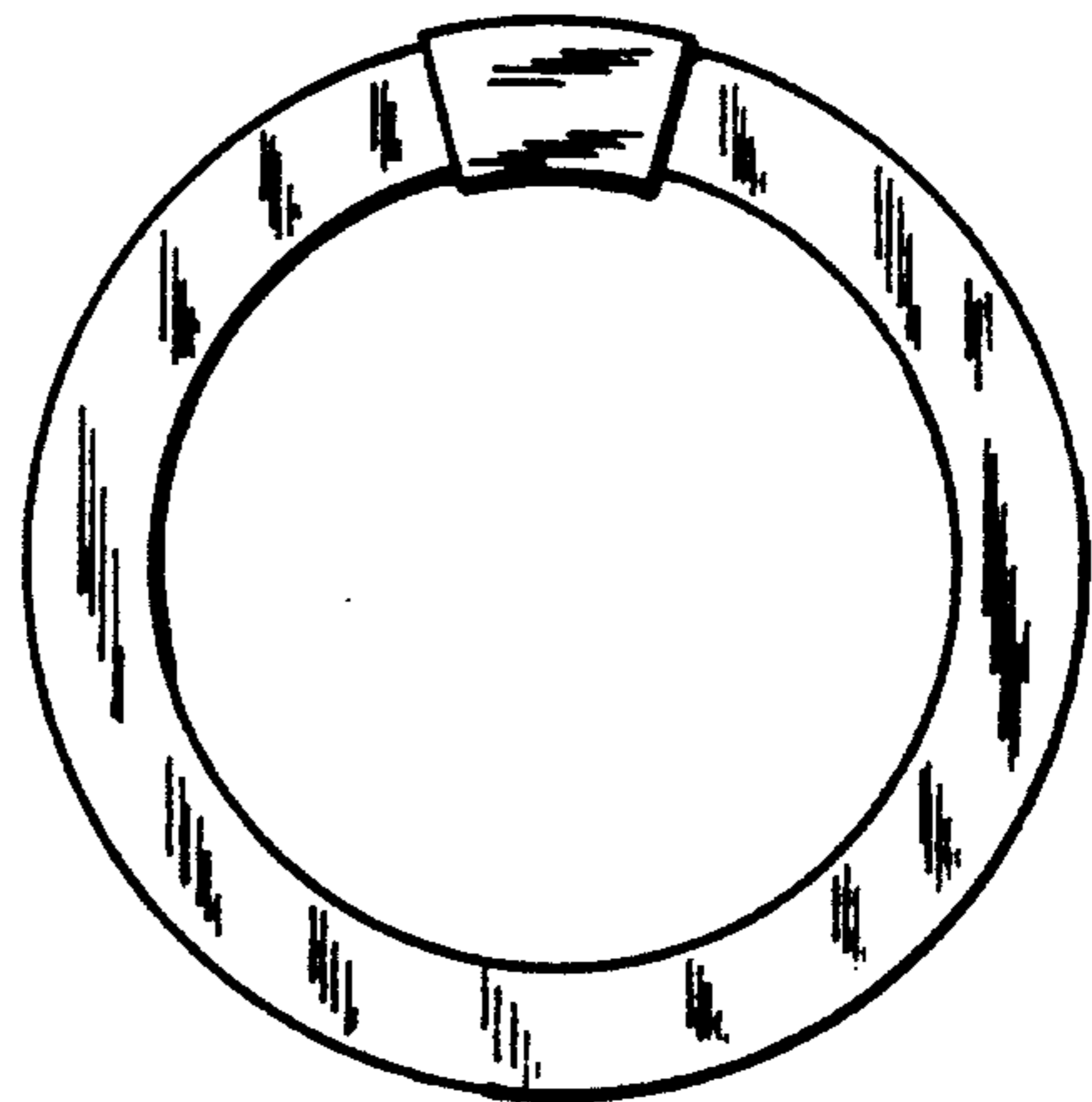


FIG. 5