



US00D347566S

United States Patent [19]

[11] Patent Number: **Des. 347,566**

Mattson et al.

[45] Date of Patent: **** Jun. 7, 1994**

[54] PULL

[75] Inventors: **Deborah Mattson, Plainwell; Doyle Watt, Grand Rapids, both of Mich.**

[73] Assignee: **Keeler Brass Company, Grand Rapids, Mich.**

[**] Term: **14 Years**

[21] Appl. No.: **2,509**

[22] Filed: **Dec. 11, 1992**

Related U.S. Application Data

[63] Continuation of Ser. No. 491,129, Mar. 8, 1990, Pat. No. Des. 333,968.

[52] U.S. Cl. **D8/317**

[58] Field of Search **D8/315-320; 16/110 R, 124, 125**

[56] References Cited

U.S. PATENT DOCUMENTS

- D. 208,146 7/1967 Morgan D8/318
- D. 209,386 11/1967 Morgan D8/318
- D. 259,914 7/1981 Pittenger D8/318

OTHER PUBLICATIONS

National Lock Hardware Catalog—Cabinet Hardware; p. 12; pull C6295-4L.

National Lock hardware Catalog—Cabinet Hardware; p. 12; pull C6223-4A.

Belwith Cat. No. 687; p. 17; pull P449.

Belwith Catalog 687; p. 20.

Primary Examiner—B. J. Bullock

Attorney, Agent, or Firm—Dykema Gossett

[57] CLAIM

The ornamental design for a pull, as shown and described.

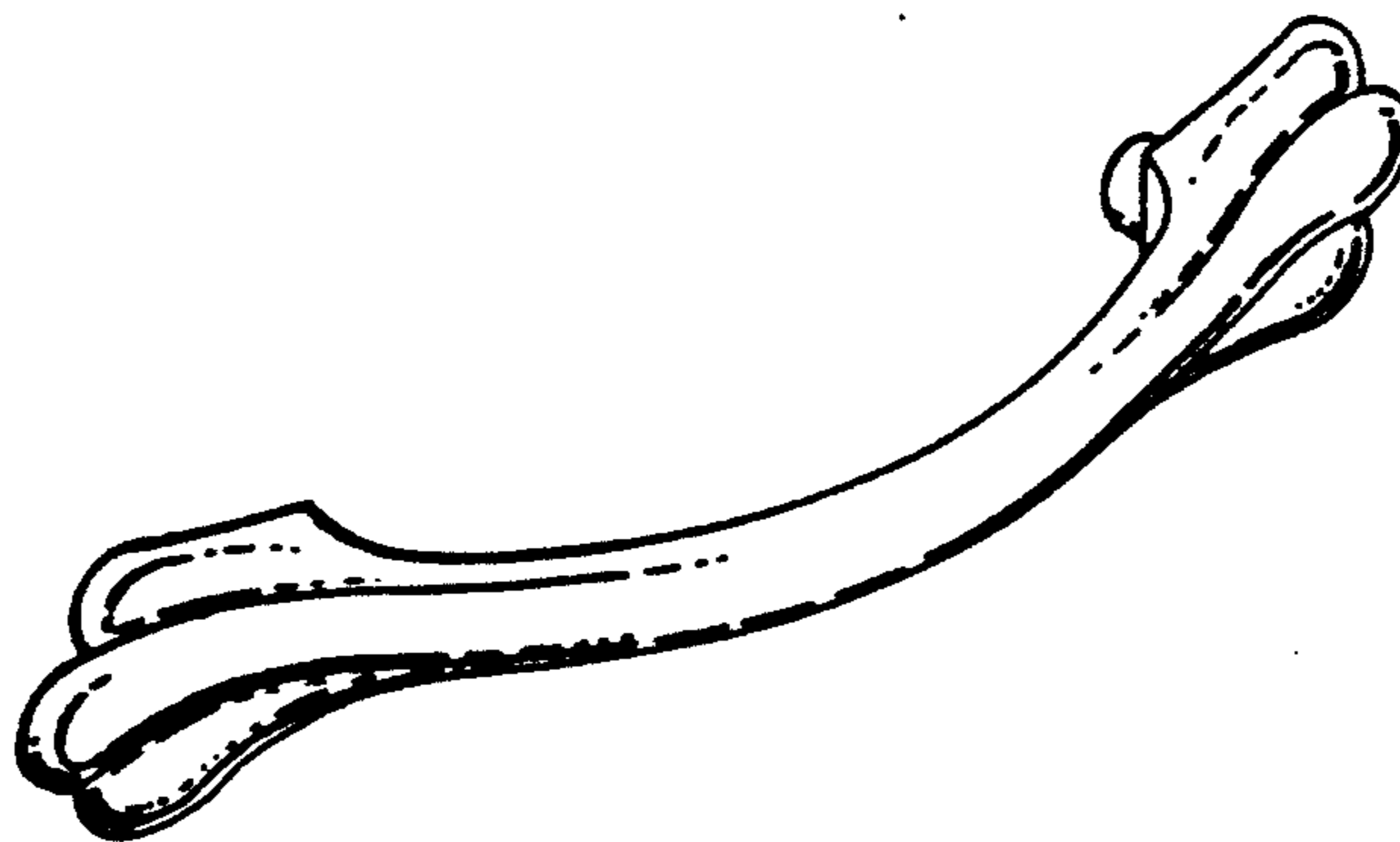
DESCRIPTION

FIG. 1 is a perspective view of the pull of the present design;

FIG. 2 is a front view thereof; the rear being unornamented;

FIG. 3 is a bottom view thereof, the top being a mirror image; and,

FIG. 4 is a right side view thereof, the left side view being identical.



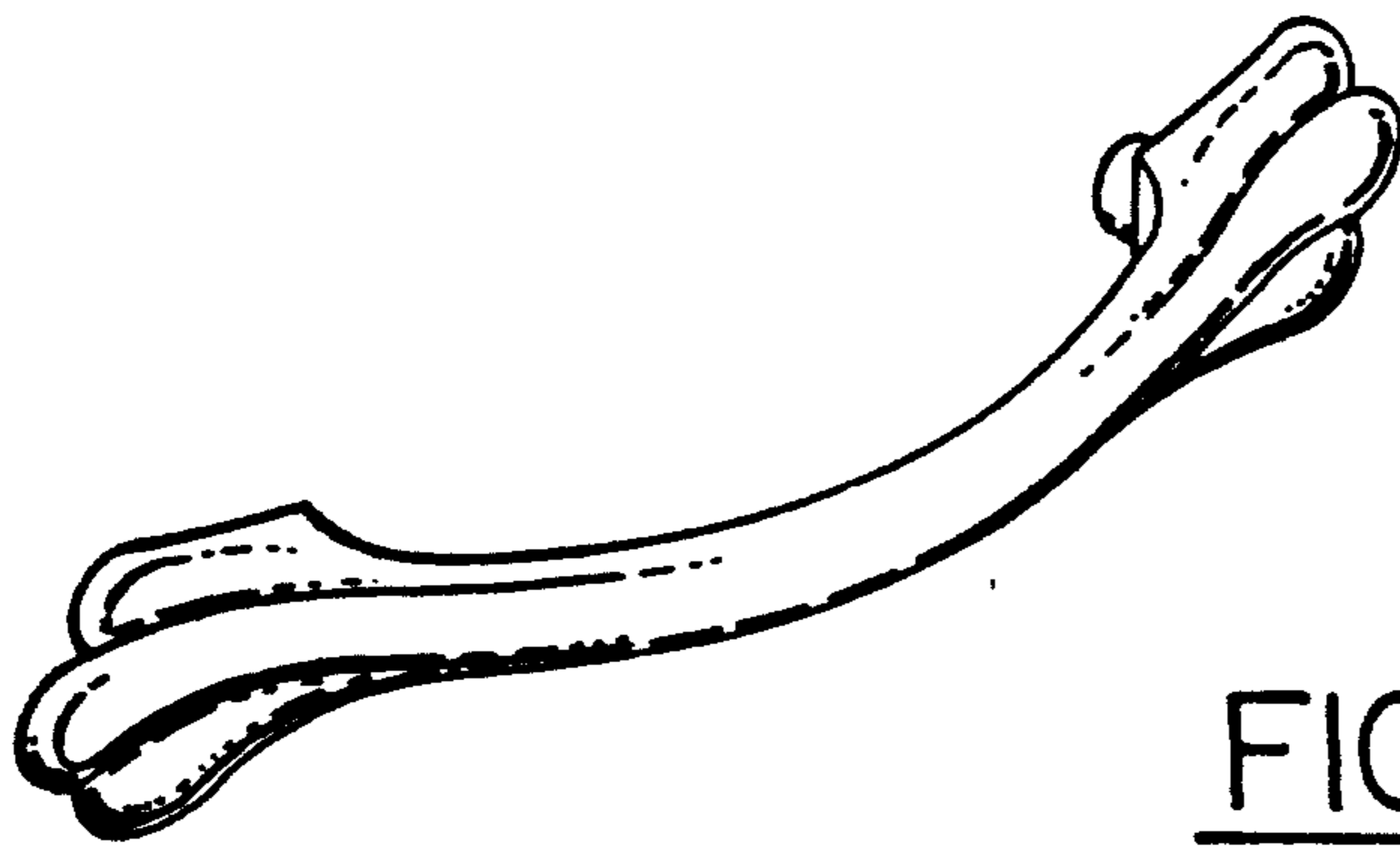


FIG. 1




FIG. 2

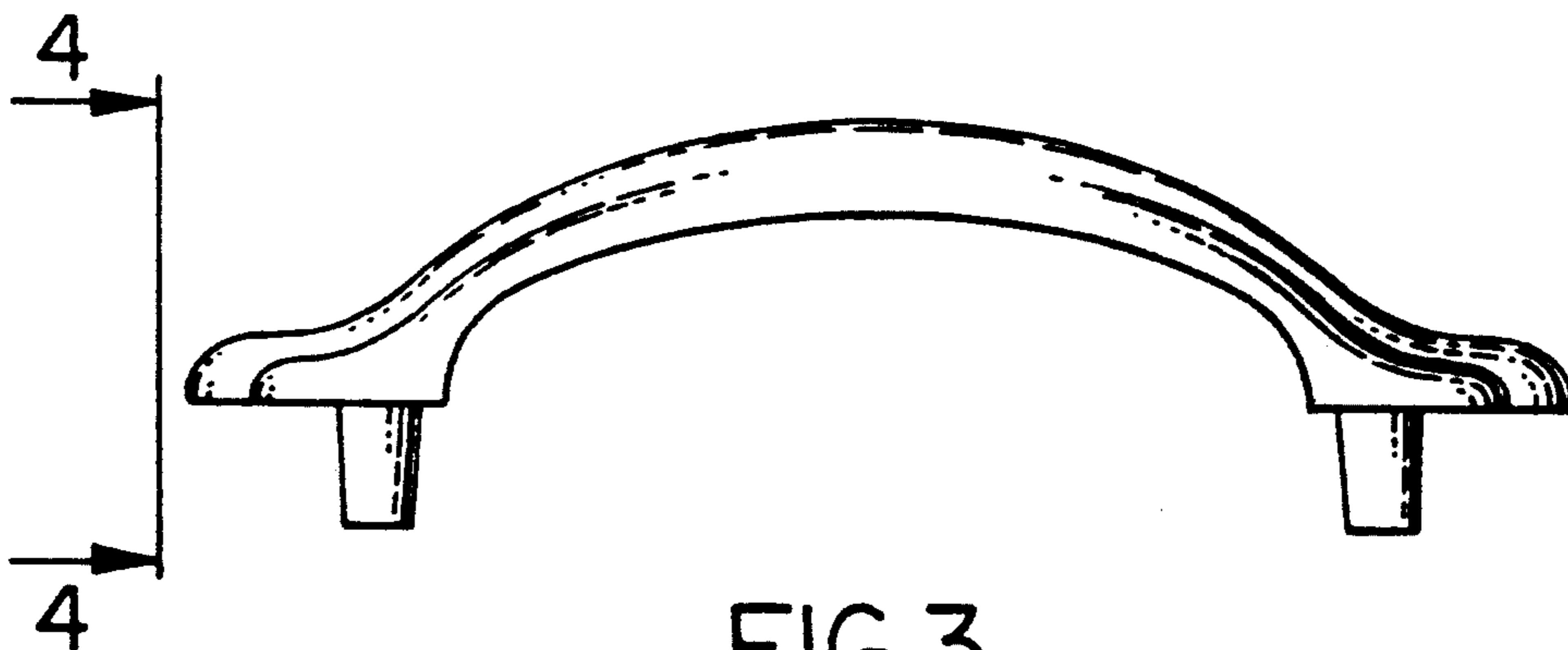


FIG. 3

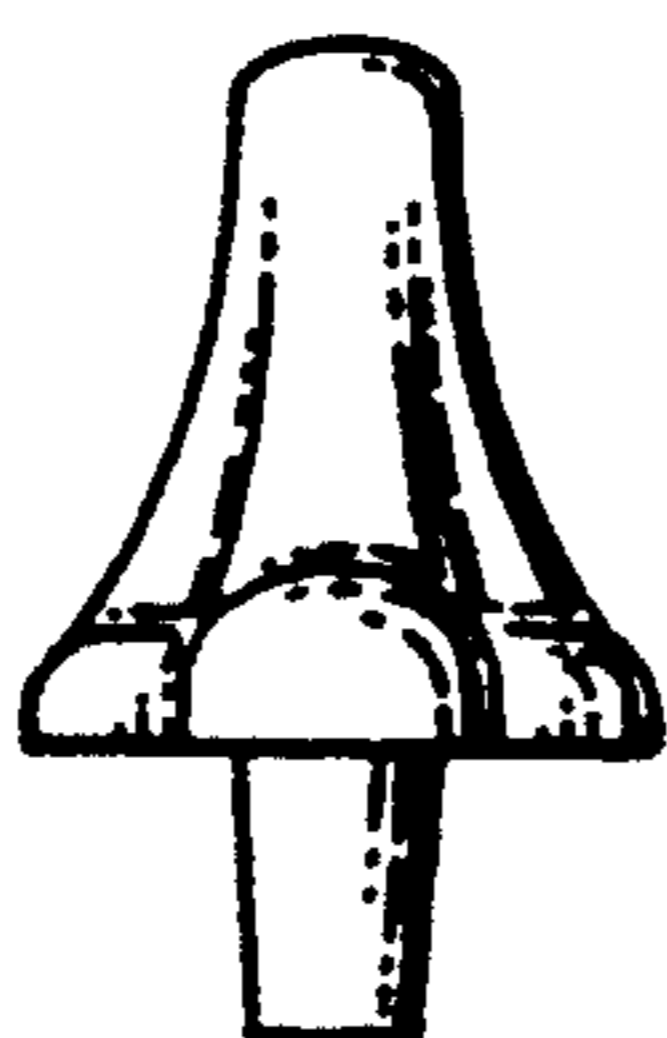


FIG. 4