



US00D347542S

**United States Patent** [19]  
**Sheppard, Jr.**

[11] **Patent Number: Des. 347,542**  
[45] **Date of Patent: \*\* Jun. 7, 1994**

[54] **COMBINED TOWEL AND FASTENER**

[75] **Inventor: James M. Sheppard, Jr., Monroe, N.C.**

[73] **Assignee: Devant Ltd., Monroe, N.C.**

[\*\*] **Term: 14 Years**

[21] **Appl. No.: 871,626**

[22] **Filed: Apr. 20, 1992**

[52] **U.S. Cl. .... D6/608**

[58] **Field of Search ..... D6/608, 595, 596; D2/25; D3/36, 100, 30.1; 15/209.1, 210.1**

[56] **References Cited**

**U.S. PATENT DOCUMENTS**

D. 56,824	12/1920	Magerison et al. ....	D6/608
D. 317,693	6/1991	Jencks et al. ....	D6/608
D. 330,140	10/1992	Lerner .....	D6/608
4,771,502	9/1988	Trimble .....	D6/608

**OTHER PUBLICATIONS**

Austad's, spring '88 Cat., p. 28 Monogrammed Towels, top right side of page.

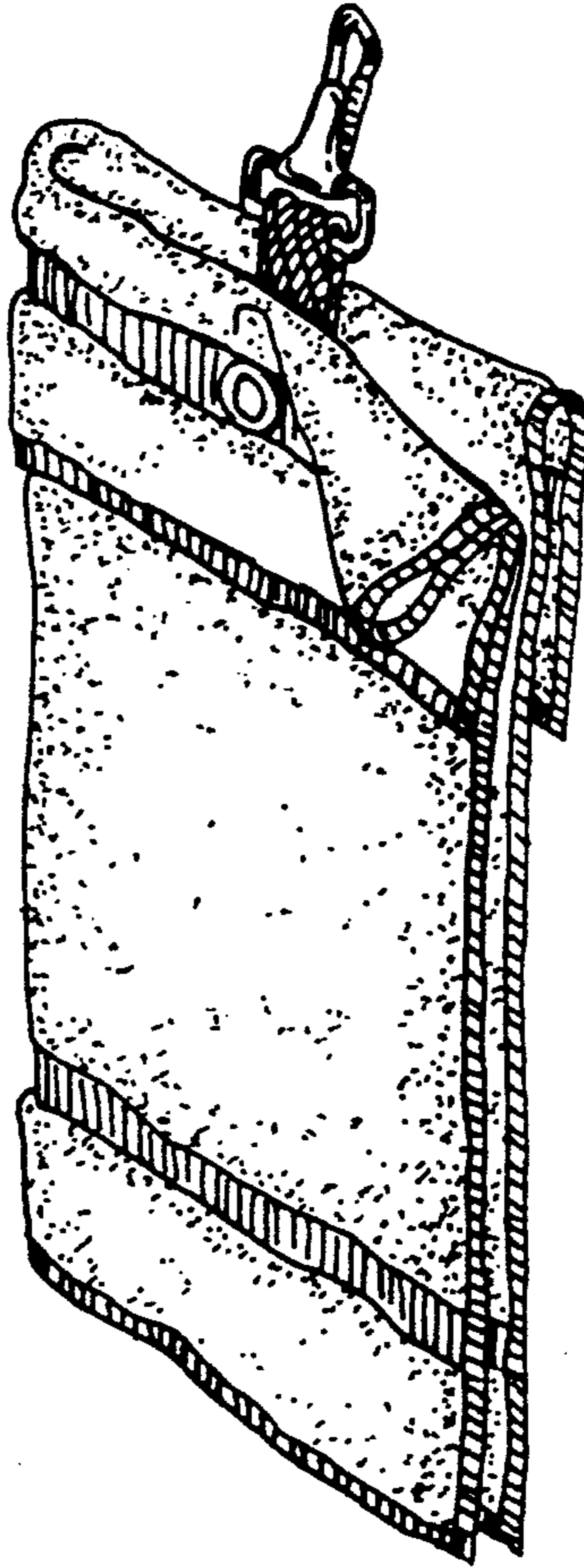
*Primary Examiner*—James M. Gandy  
*Assistant Examiner*—Lisa Lichtenstein  
*Attorney, Agent, or Firm*—Ralph H. Dougherty

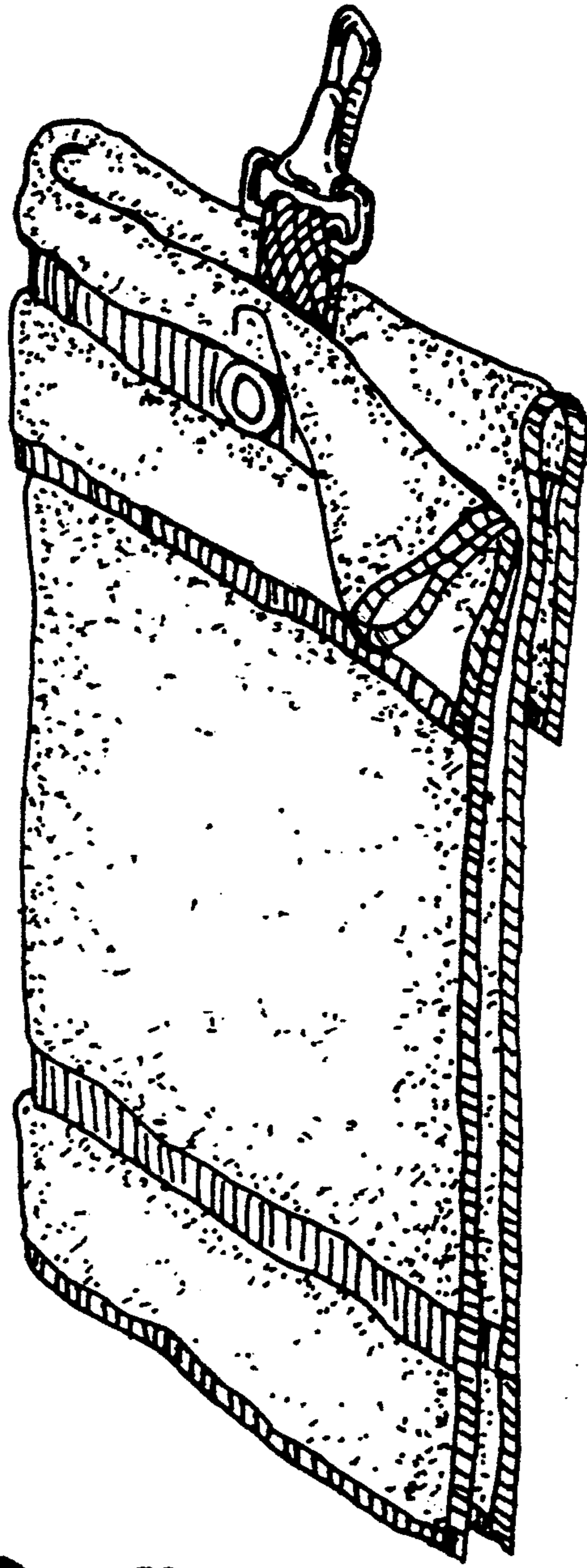
[57] **CLAIM**

The ornamental design for a combined towel and fastener, as shown and described.

**DESCRIPTION**

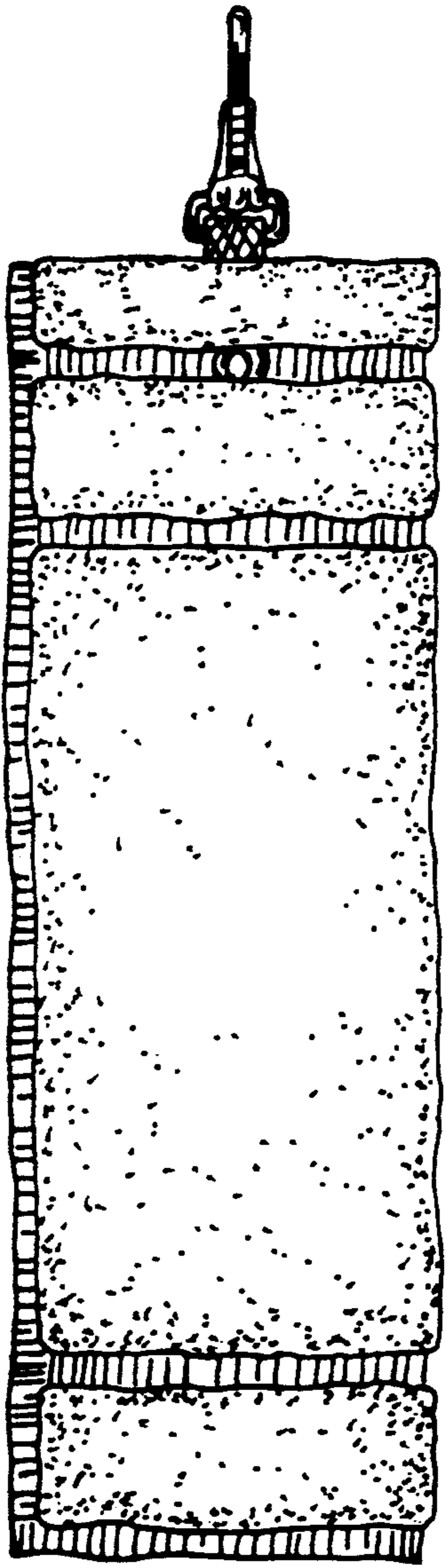
FIG. 1 is a perspective view of a combined towel and fastener showing my new design;  
FIG. 2 is a top plan view of my combined towel and fastener design;  
FIG. 3 is a rear elevational view of the combined towel and fastener;  
FIG. 4 is a left side elevational view of the combined towel and fastener shown in FIG. 5;  
FIG. 5 is a front elevational view of the combined towel and fastener;  
FIG. 6 is a right side elevational view of the combined towel and fastener shown in FIG. 5; and,  
FIG. 7 is a bottom plan view of the combined towel and fastener shown in FIG. 5.



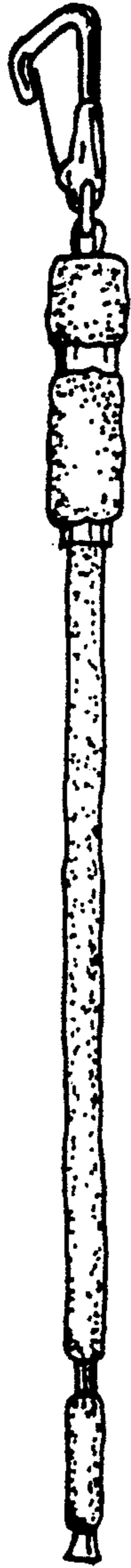


*Fig. 1*


*Fig. 2*




*Fig. 3*



*Fig. 4*



*Fig. 5*



*Fig. 6*

*Fig. 7*

