



US00D347537S

United States Patent [19]

[11] Patent Number: **Des. 347,537**

Suh

[45] Date of Patent: **** Jun. 7, 1994**

[54] **STORAGE RACK**

[75] Inventor: **Byoung I. Suh, Oak Brook, Ill.**

[73] Assignee: **Bisco, Inc., Itasca, Ill.**

[**] Term: **14 Years**

[21] Appl. No.: **1,492**

[22] Filed: **Nov. 16, 1992**

[52] U.S. Cl. **D6/560; D6/570**

[58] Field of Search **D6/567, 569-570, D6/574, 510, 432, 440, 449, 461, 477, 560; 211/10, 86, 88, 126, 134; 108/33, 59, 91, 152, 153; 312/107**

[56] **References Cited**

U.S. PATENT DOCUMENTS

D. 278,957	5/1985	Flötotto	D6/432
D. 295,074	4/1988	Jerge et al.	D6/440 X
3,653,734	4/1972	Ungaro	312/107
4,633,789	1/1987	Korteng et al.	108/152

Primary Examiner—Brian N. Vinson
Attorney, Agent, or Firm—Marshall, O'Toole, Gerstein, Murray & Borun

[57] **CLAIM**

The ornamental design for a storage rack, as shown and described.

DESCRIPTION

FIG. 1 is a top, front, and right side perspective view of a storage rack showing my new design; FIG. 2 is an enlarged right side elevational view thereof; FIG. 3 is an enlarged front elevational view thereof; FIG. 4 is an enlarged left side elevational view thereof; FIG. 5 is an enlarged rear elevational view thereof; FIG. 6 is an enlarged top plan view thereof; FIG. 7 is an enlarged bottom plan view thereof; and, FIG. 8 is top, front, and right side perspective view thereof, with one drawer extended and its cover plate lifted.





FIG. 1




FIG. 2

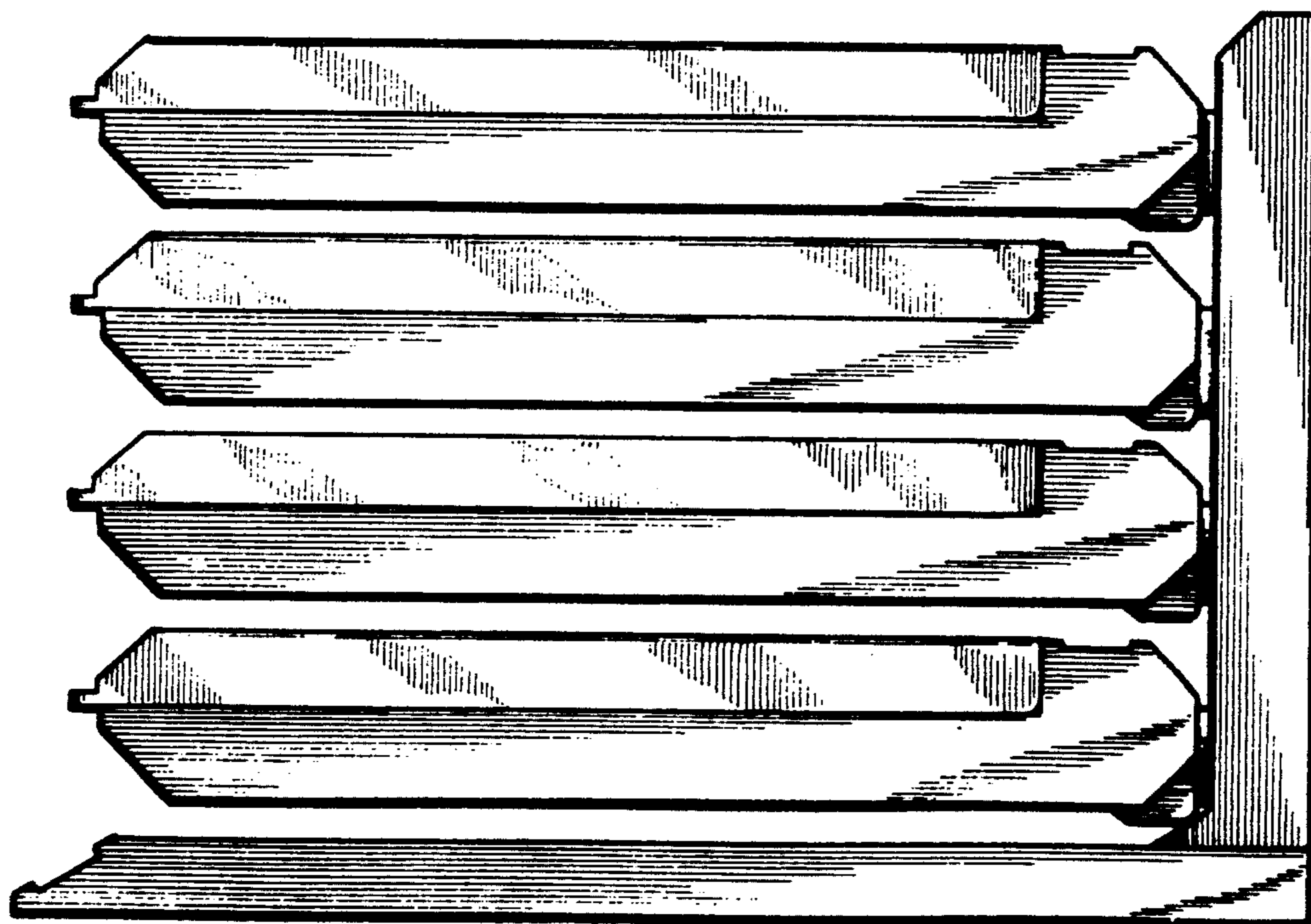


FIG. 3




FIG. 4

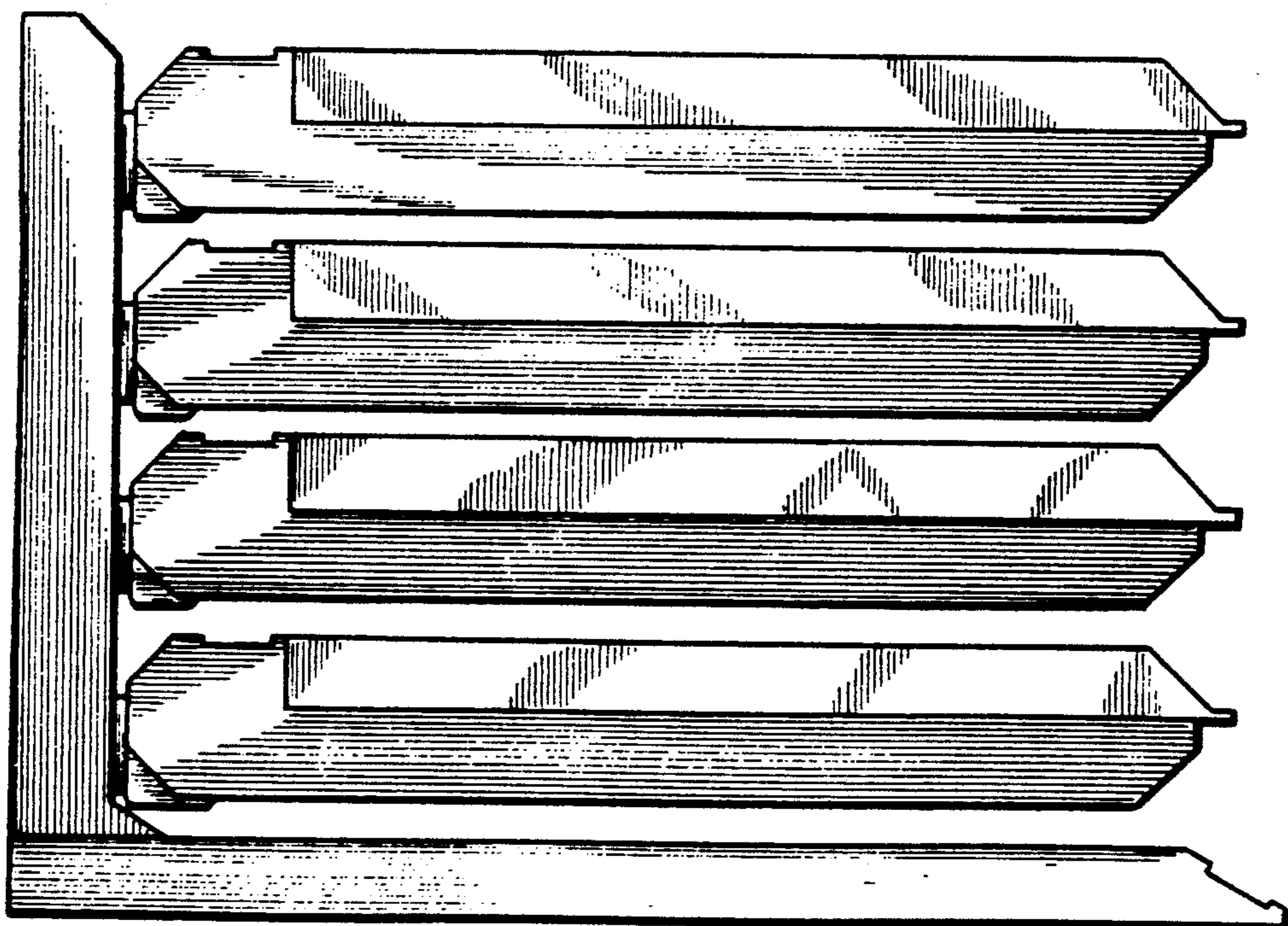


FIG. 5

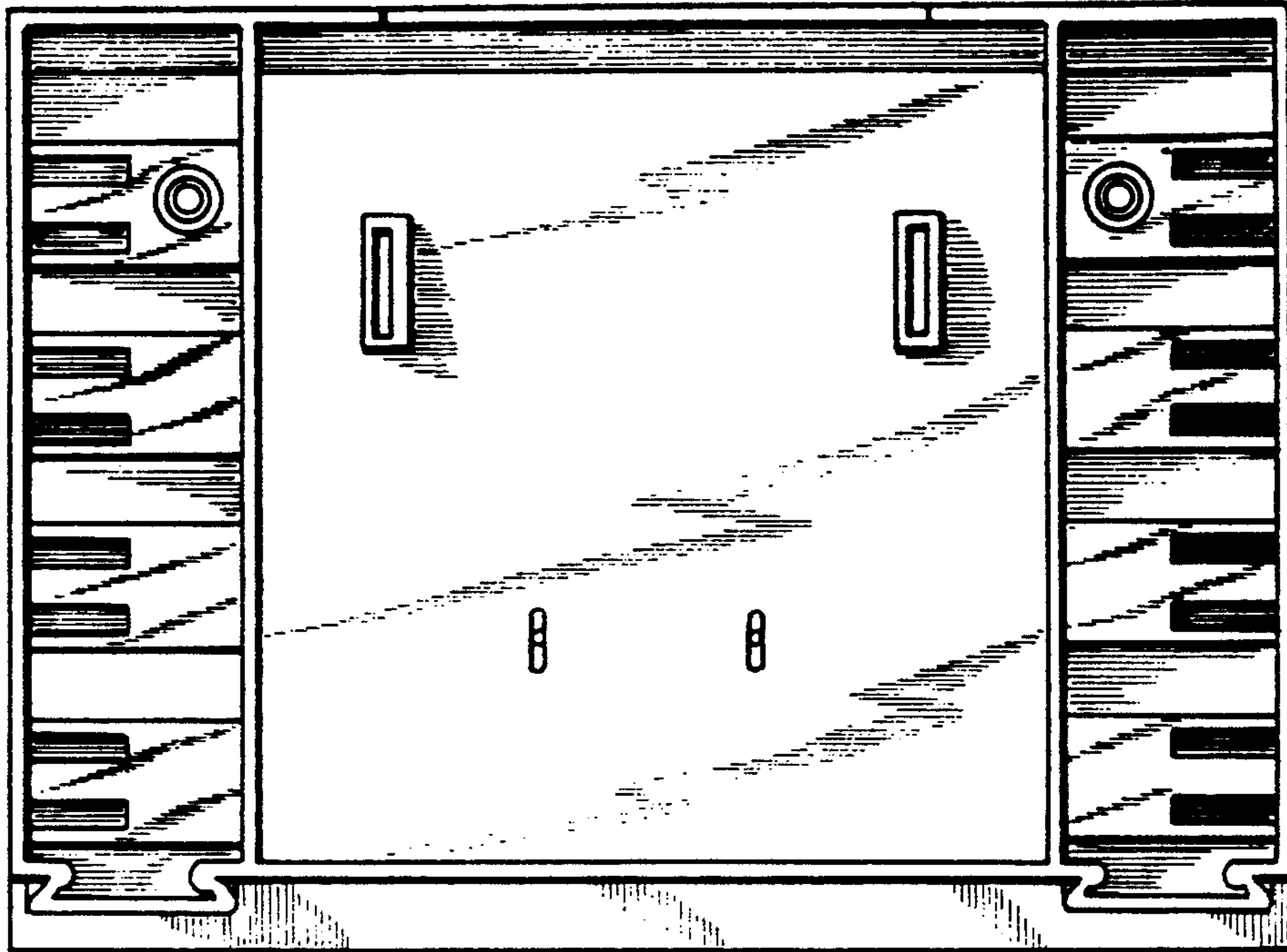


FIG. 6




FIG. 7




FIG. 8

