



US00D347532S

# United States Patent [19]

[11] Patent Number: **Des. 347,532**

**Doran**

[45] Date of Patent: **\*\* Jun. 7, 1994**

[54] **COAT RACK**

[76] Inventor: **Dennis B. Doran**, 803 Cottonwood Dr., Malvern, Pa. 19355

[\*\*] Term: **14 Years**

[21] Appl. No.: **751,203**

[22] Filed: **Aug. 28, 1991**

[52] U.S. Cl. .... **D6/412**

[58] Field of Search ..... **D6/411-415, D6/458, 450; 211/13; 312/204; D20/17; D19/82**

D. 231,163	4/1974	Lee	.....	D6/412
D. 277,683	2/1985	Glassford	.....	D20/17
D. 326,964	6/1992	Kakuk et al.	.....	D6/412
D. 334,855	4/1993	Harrington et al.	.....	D6/458
3,218,746	11/1965	Hawkins	.....	D20/17

*Primary Examiner*—Carmen H. Vales-Lado

### [57] CLAIM

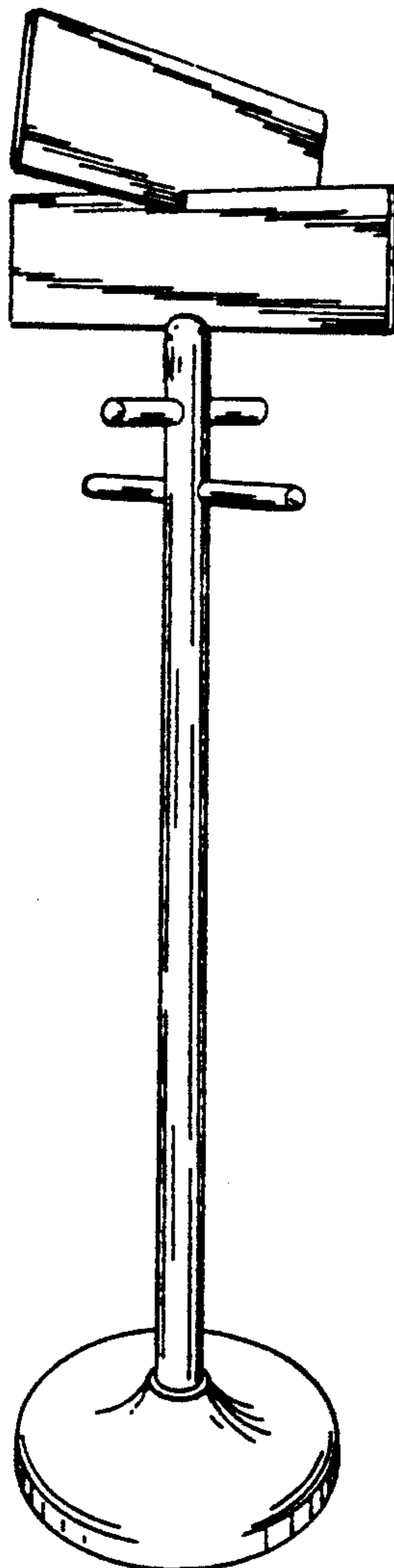
The ornamental design for a coat rack, as shown and described.

### DESCRIPTION

FIG. 1 is a perspective view of a coat rack showing my new design;  
 FIG. 2 is a front elevational view, the rear being identical thereto;  
 FIG. 3 is a side elevational view, the opposite side being identical thereto;  
 FIG. 4 is a top plan view thereof; and,  
 FIG. 5 is a bottom plan view thereof.

[56] **References Cited**  
**U.S. PATENT DOCUMENTS**

D. 48,568	2/1916	Nicholson	.....	D6/458
D. 83,360	2/1931	Sprung	.....	D20/17
D. 115,549	7/1939	Greer	.....	D20/17
D. 131,623	3/1942	Tackaberry	.....	D6/462



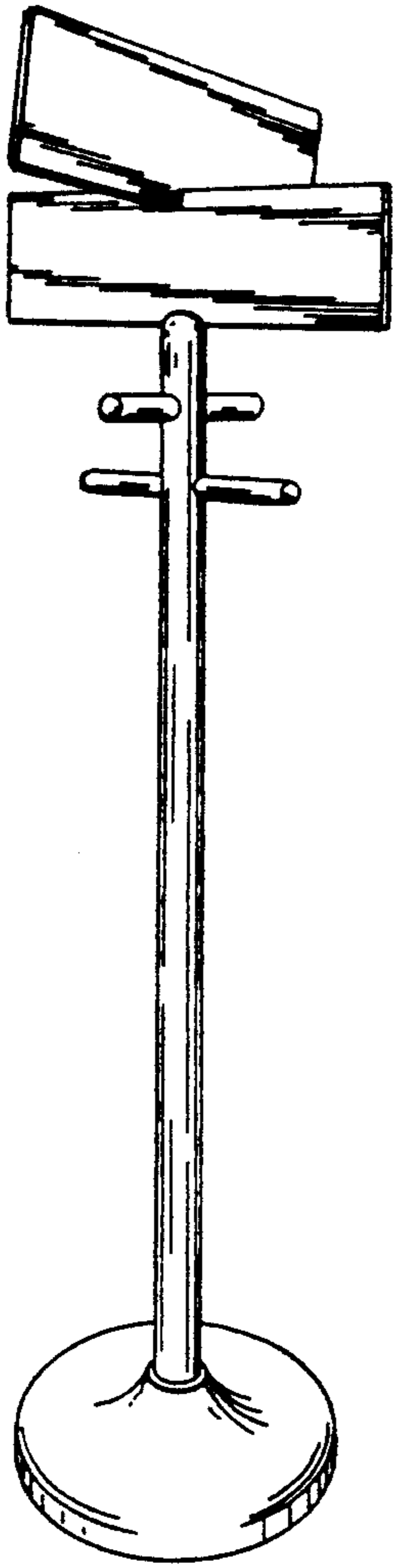


Fig.1

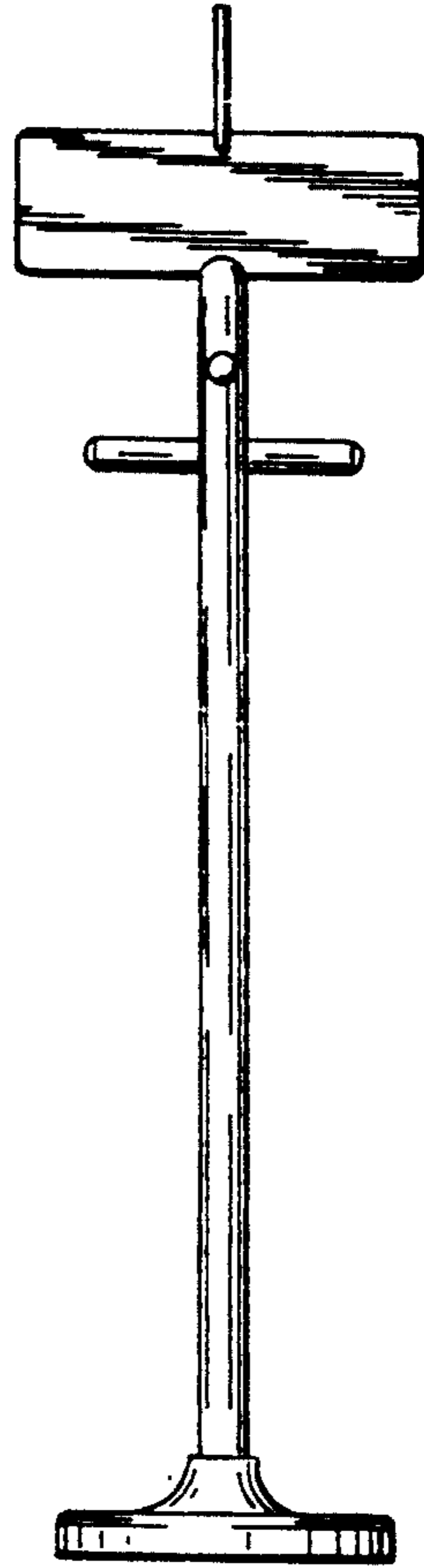


Fig.2

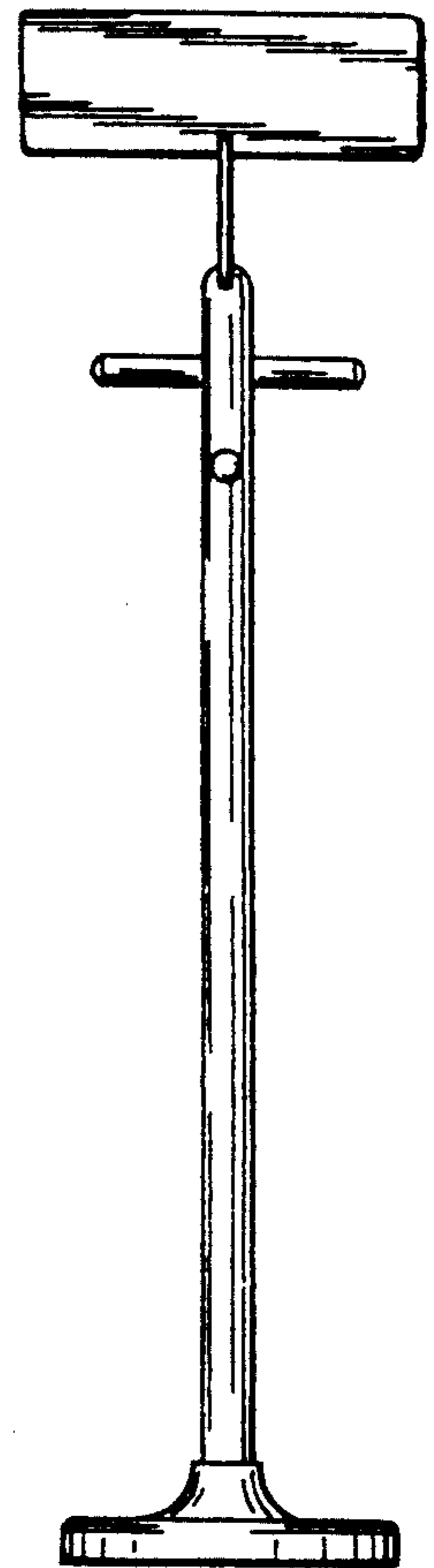


Fig.3

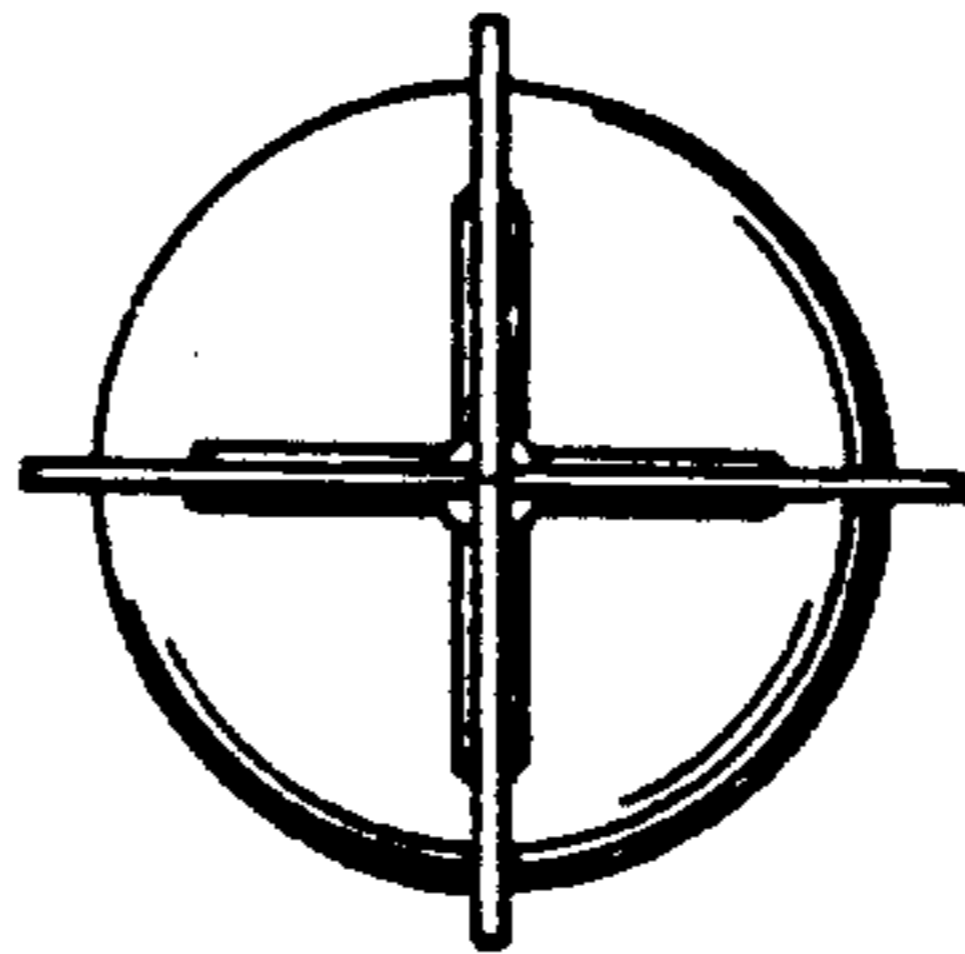


Fig.4

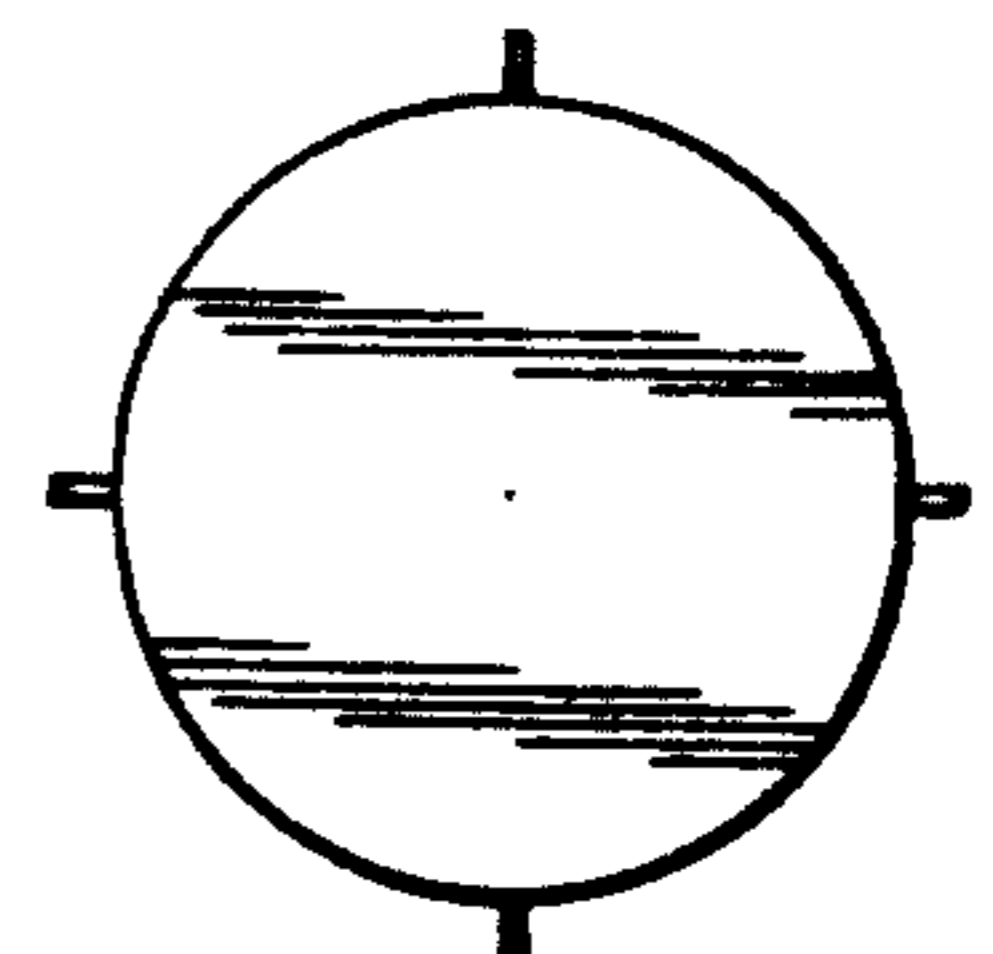


Fig.5