



US00D347525S

# United States Patent [19]

Wechsler et al.

[11] Patent Number: **Des. 347,525**

[45] Date of Patent: **\*\* Jun. 7, 1994**

[54] RIBBON

[76] Inventors: **Lana Wechsler**, 1125 Park Ave. #11A, New York, N.Y. 10128; **Jean Battaglia**, 11 E. 75th St., New York, N.Y. 10021

[\*\*] Term: **14 Years**

[21] Appl. No.: **2,643**

[22] Filed: **Dec. 15, 1992**

### Related U.S. Application Data

- [62] Division of Ser. No. 523,463, May 15, 1990.
- [52] U.S. Cl. .... **D5/7; D5/40**
- [58] Field of Search ..... **D5/3, 7, 40, 53, 56, D5/99**

[56]

### References Cited

#### U.S. PATENT DOCUMENTS

D. 19,905	6/1890	House, Jr. ....	D5/7
D. 32,906	7/1900	Gumbinner ....	D5/7
D. 56,684	11/1920	Winchenbaugh ....	D5/7
D. 62,876	8/1923	Boynton ....	D5/53
D. 89,580	4/1933	Willheim ....	D5/7
Re. 24,139	4/1956	Jamison et al. ....	D5/53 X
2,293,584	5/1940	Babboni ....	D5/7 X

*Primary Examiner*—Alan P. Douglas  
*Assistant Examiner*—Robert M. Spear  
*Attorney, Agent, or Firm*—Abelman Frayne & Schwab

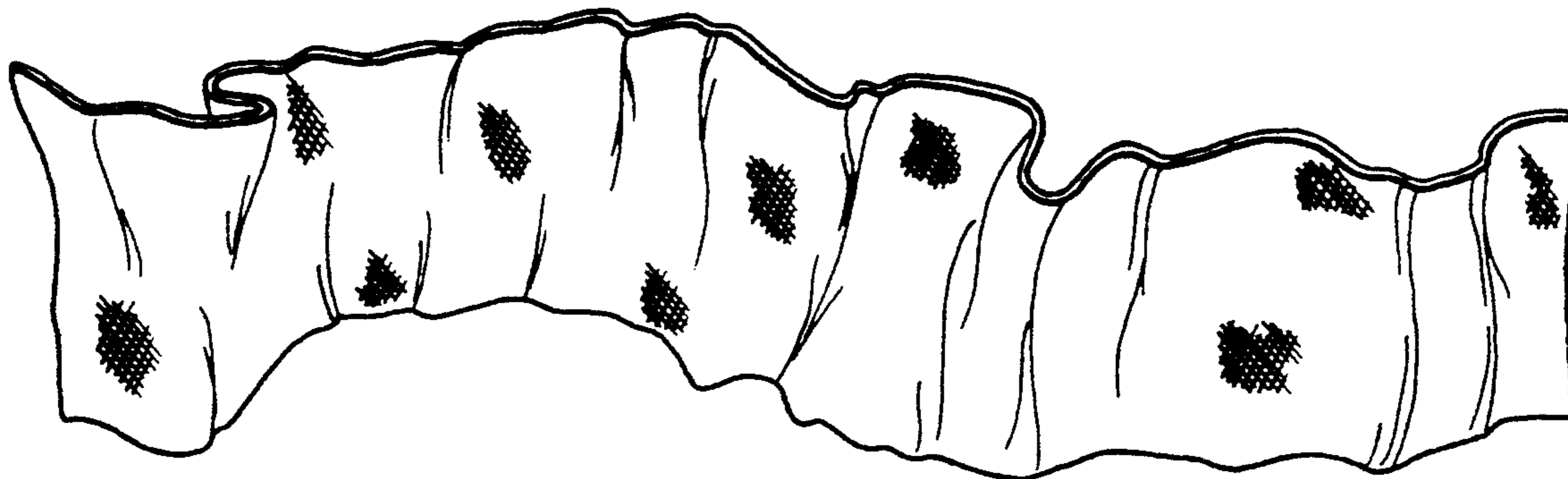
[57]

### CLAIM

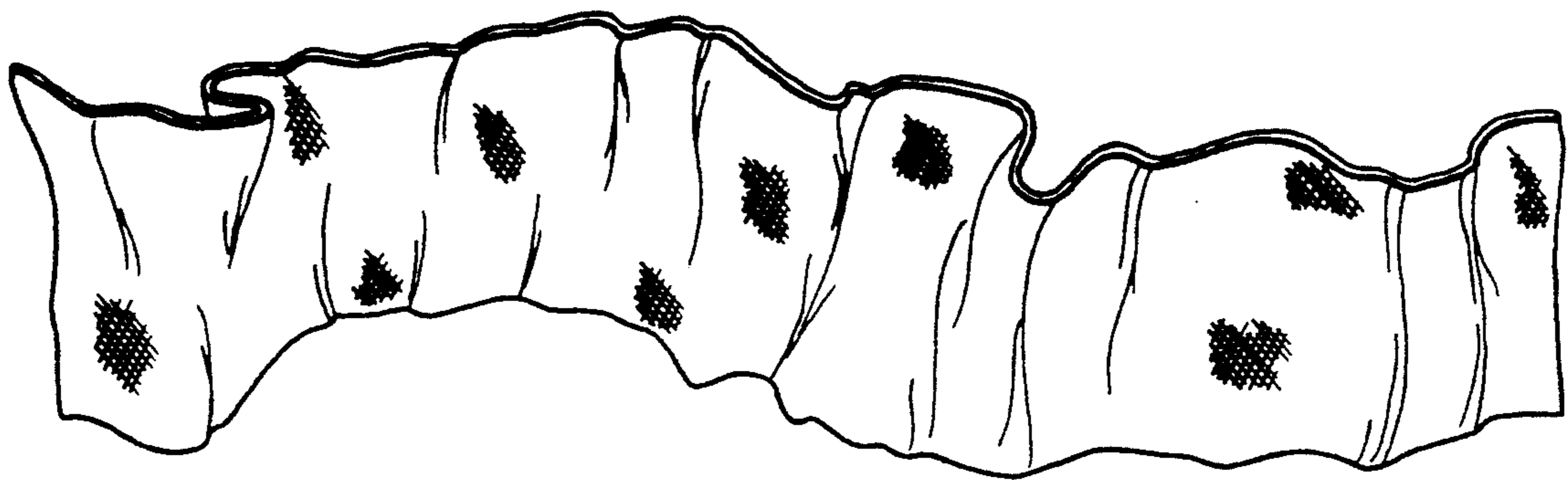
The ornamental design for a ribbon, as shown and described.

### DESCRIPTION

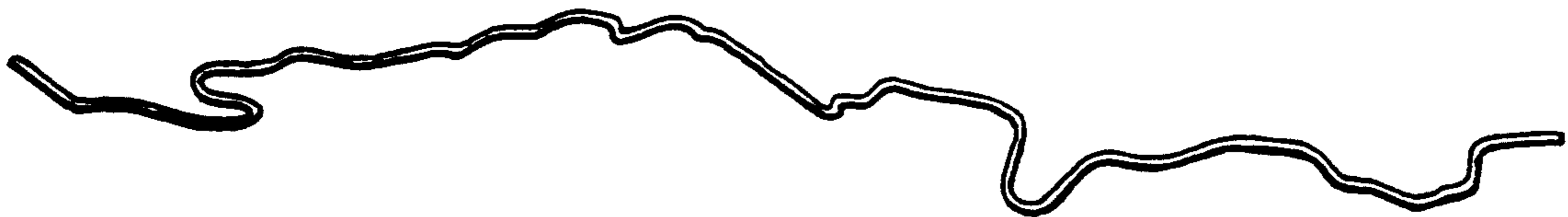
FIG. 1 is a front perspective view of a ribbon, showing our new design;  
FIG. 2 is an end view taken from either end of FIG. 1; and,  
FIG. 3 is a top plan view thereof, the bottom plan view being a mirror image thereof.



*FIG. 1*



*FIG. 2*



*FIG. 3*