



US00D347507S

United States Patent [19]

Austin

[11] Patent Number: **Des. 347,507**

[45] Date of Patent: **** May 31, 1994**

[54] **COMBINATION HOOK AND PULLEY**

[76] Inventor: **Theodore R. Austin, Box 2227, Minot, N. Dak. 58702**

[**] Term: **14 Years**

[21] Appl. No.: **1,500**

[22] Filed: **Nov. 16, 1992**

[52] U.S. Cl. **D34/35; D34/33**

[58] Field of Search **254/390; 52/646, 721; D34/28, 33, 34, 35**

4,066,195 1/1978 Dickler 224/8 R
 4,447,043 5/1984 Bocchiaro 254/390
 4,782,962 11/1988 Hackworth et al. 212/195
 5,012,964 5/1991 Falletta et al. 224/153

Primary Examiner—Kay H. Chin
Attorney, Agent, or Firm—Timmons & Kelly

[57] CLAIM

The ornamental design for a combination hook and pulley, as shown and described.

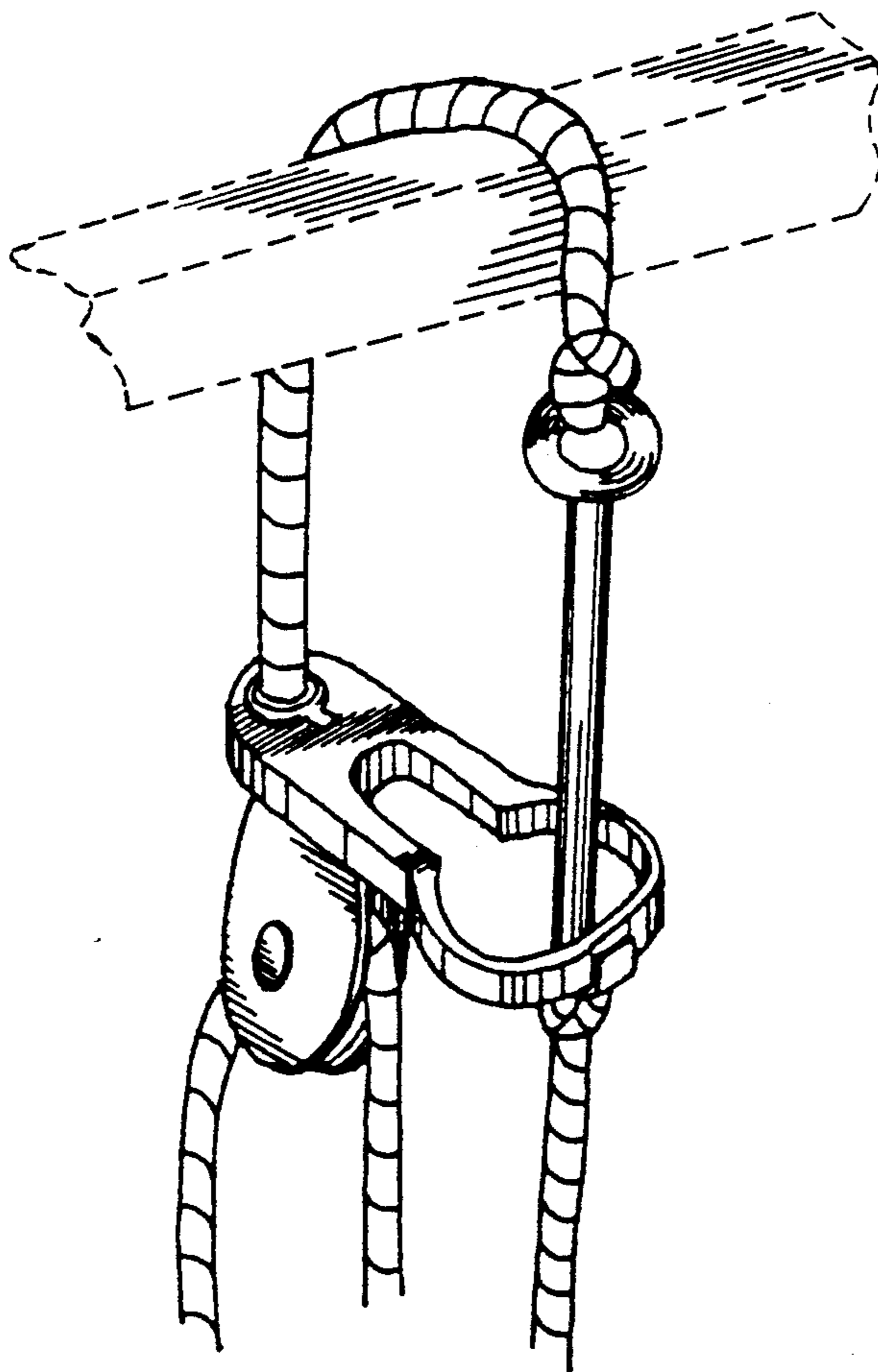
DESCRIPTION

FIG. 1 is a perspective view of a combination hook and pulley showing in its use, a portion of the rope is shown broken away for convenience of illustration;
 FIG. 2 is a front elevation thereof;
 FIG. 3 is a rear elevation thereof;
 FIG. 4 is a side elevation, the opposite side being a mirror image thereof;
 FIG. 5 is a top plan view thereof; and,
 FIG. 6 is a bottom plan view thereof.

[56] **References Cited**

U.S. PATENT DOCUMENTS

34,641	3/1862	Morse et al. .	
42,439	4/1864	Jones .	
1,716,689	6/1929	Freemark .	
1,910,597	5/1933	Elliott .	
2,941,634	6/1960	Hanks, Sr. et al.	189/16
3,446,484	5/1969	Walsh et al.	254/390



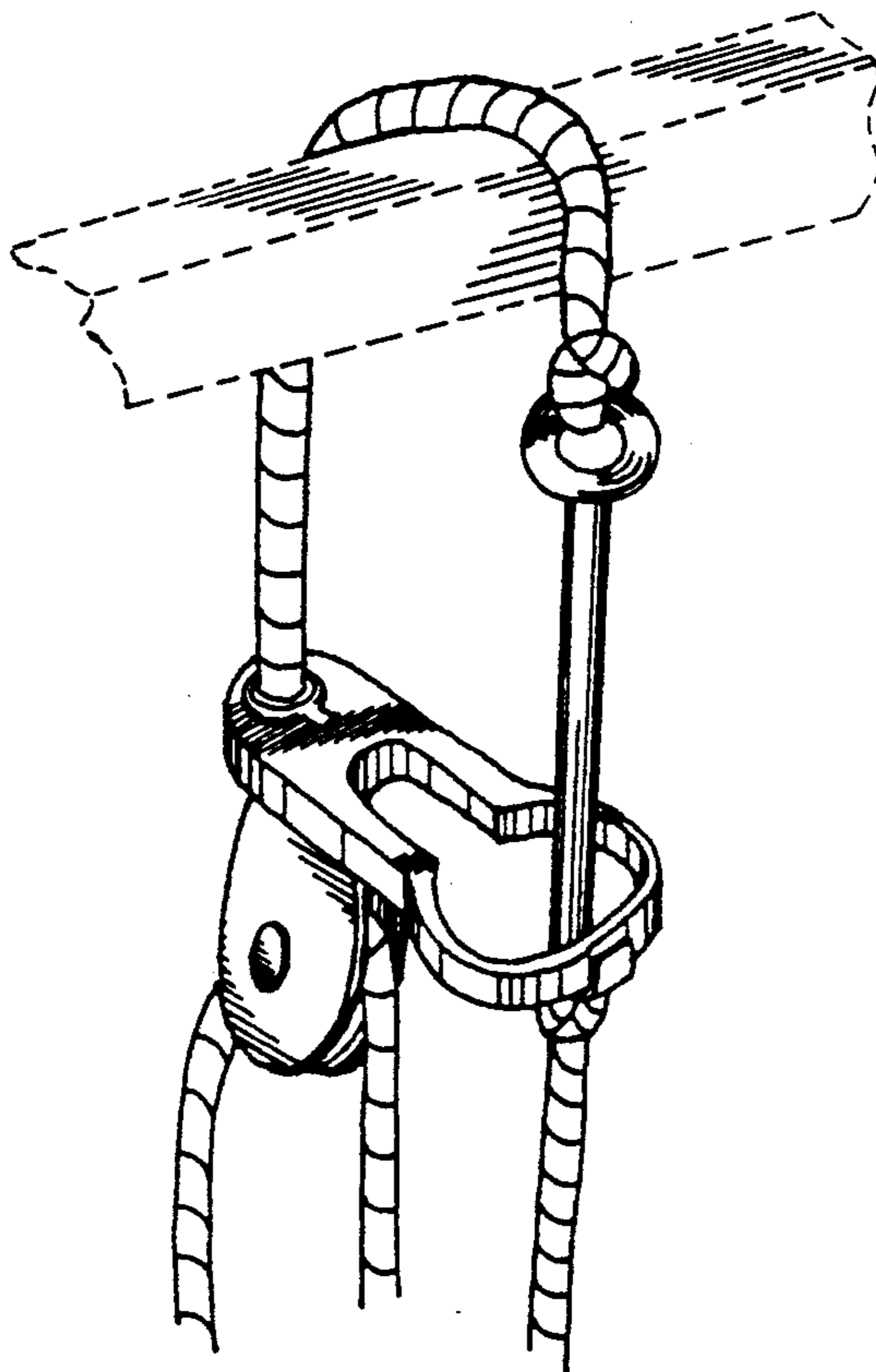


FIG. 1




FIG. 2

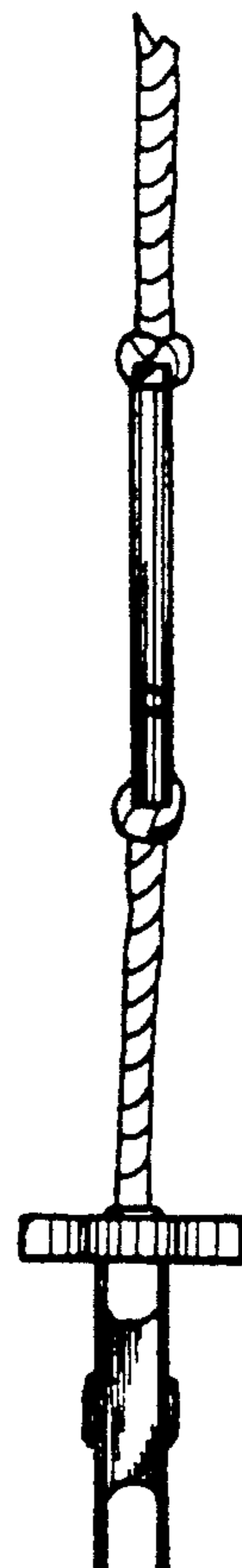


FIG. 3

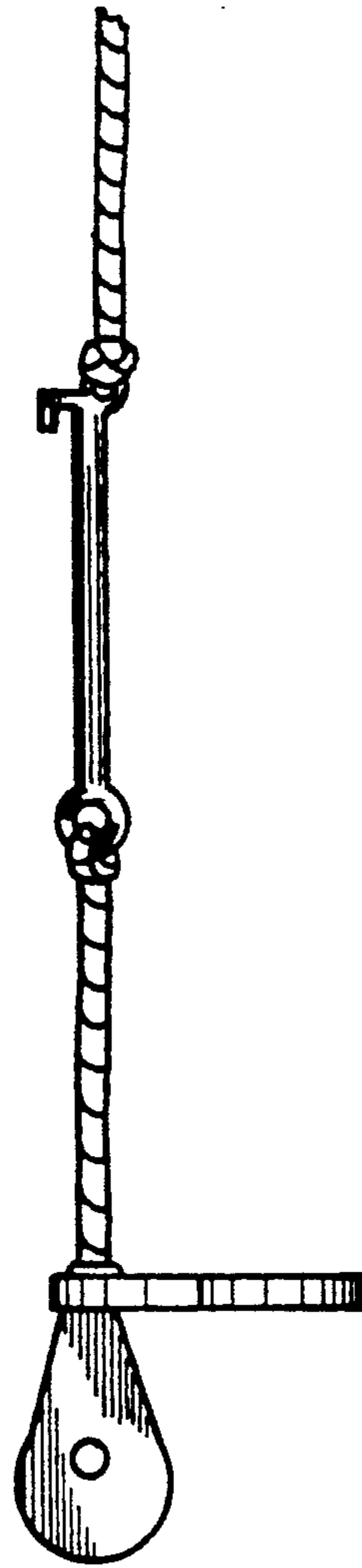


FIG. 4




FIG. 5



FIG. 6