



US00D347500S

United States Patent [19]

[11] Patent Number: **Des. 347,500**

Abe et al.

[45] Date of Patent: **** May 31, 1994**

[54] **ELECTRIC VACUUM CLEANER**

D. 314,847 2/1991 Shouji et al. D32/22
D. 335,556 5/1993 Kuniya D32/22

[75] Inventors: **Toru Abe**, Hyogo; **Takashi Shoji**; **Toshiaki Tsuruha**, both of Osaka, all of Japan

OTHER PUBLICATIONS

Photocopy of a Hoover catalog, published Nov. of 1991.

[73] Assignee: **Matsushita Electric Industrial Co., Ltd.**, Osaka, Japan

Photocopy of Electrolux electric vacuum cleaners catalog, published Aug. of 1991.

[**] Term: **14 Years**

Primary Examiner—Ruth McInroy
Attorney, Agent, or Firm—Sughrue, Mion, Zinn, Macpeak & Seas

[21] Appl. No.: **1,502**

[22] Filed: **Nov. 5, 1992**

[57] **CLAIM**

[30] **Foreign Application Priority Data**

The ornamental design for an electric vacuum cleaner, as shown.

Jun. 18, 1992 [JP] Japan 4-18307
[52] U.S. Cl. **D32/22**
[58] Field of Search 15/323-326,
15/327.6, 331-337, 347, 350-351, 377, 412, 413;
D32/21-22, 31-34

DESCRIPTION

FIG. 1 is a front, top and right side perspective view of an electric vacuum cleaner showing our new design; FIG. 2 is a front elevational view thereof; FIG. 3 is a top plan view thereof; FIG. 4 is a bottom plan view thereof; FIG. 5 is a right side elevational view thereof; FIG. 6 is a rear elevational view thereof; and, FIG. 7 is a left side elevational view thereof.

[56] **References Cited**

U.S. PATENT DOCUMENTS

D. 263,235 3/1982 Akita D32/22
D. 305,168 12/1989 Kroll D32/22
D. 314,072 1/1991 Shinozaki et al. D32/22

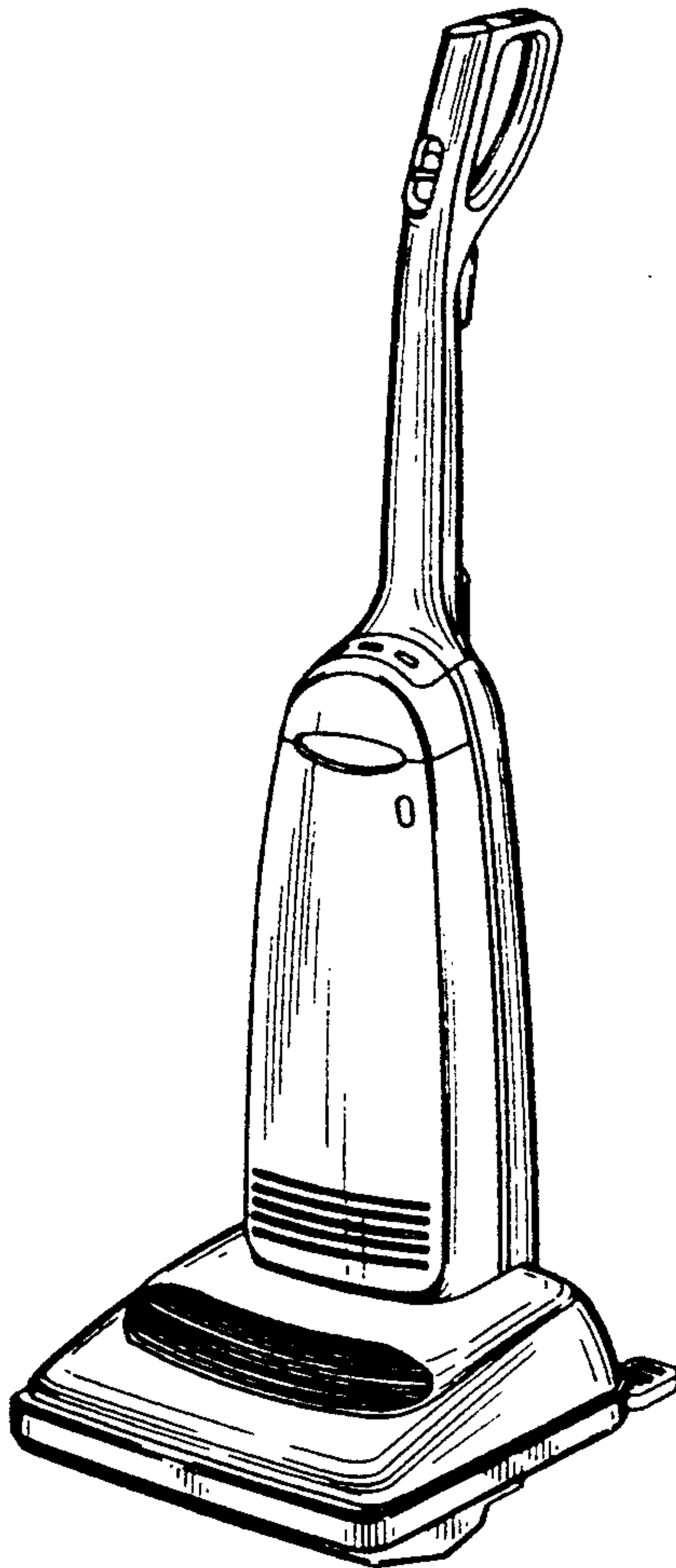


FIG. 1

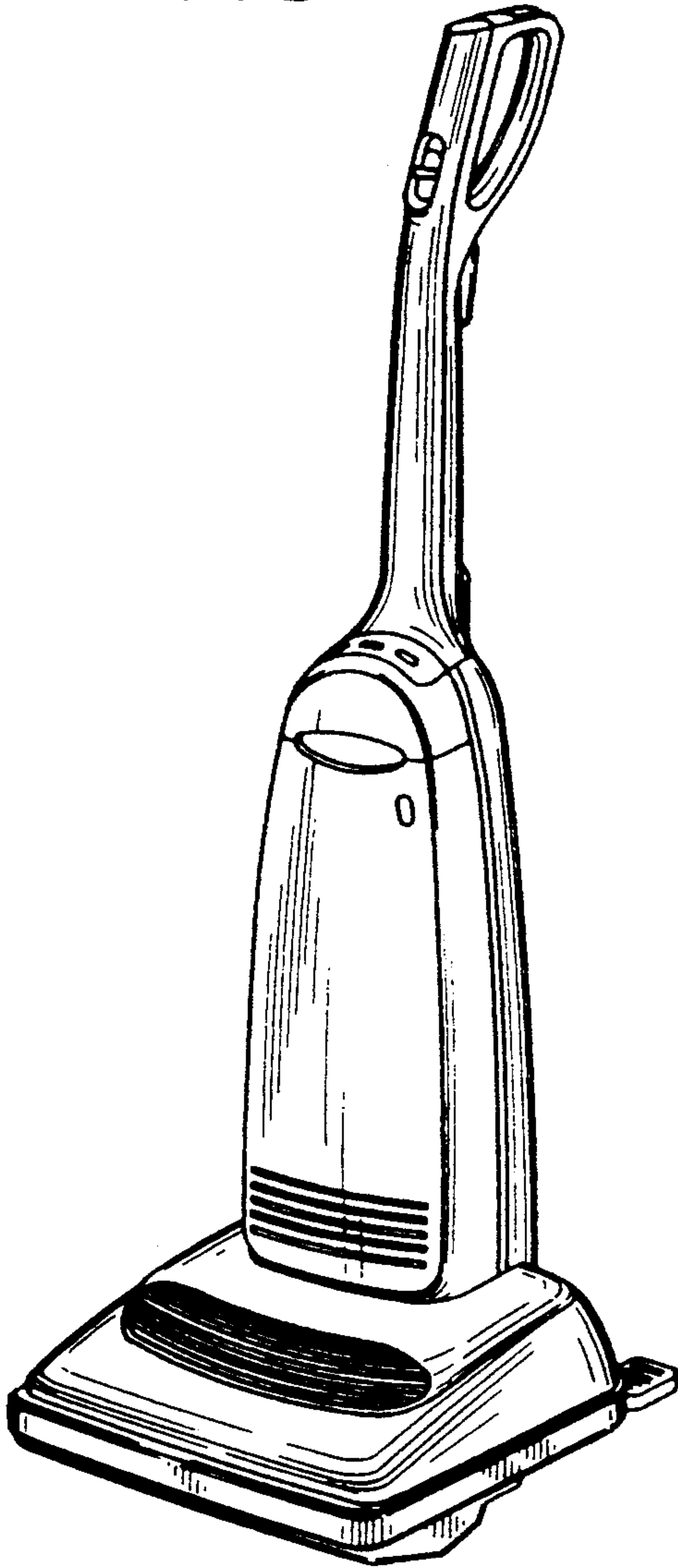


FIG. 2

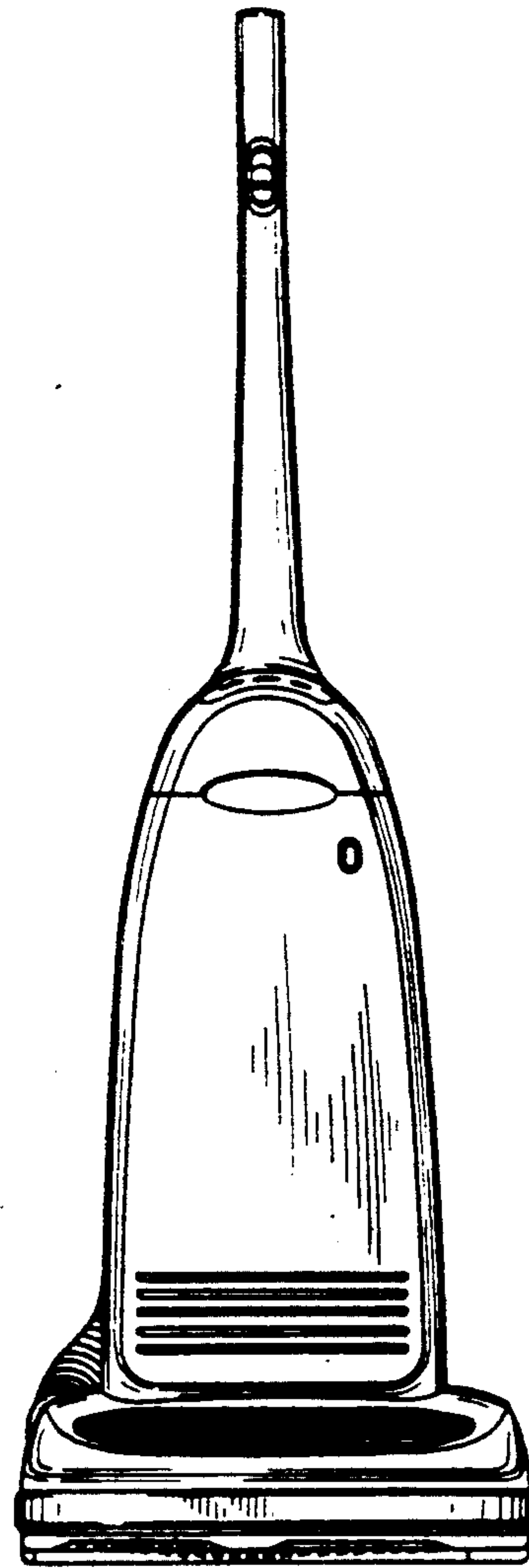


FIG. 3




FIG. 4




FIG. 5

FIG. 6

FIG. 7

