



US00D347490S

United States Patent [19]

[11] Patent Number: **Des. 347,490**

Gee et al.

[45] Date of Patent: **** May 31, 1994**

[54] **ELECTRICAL CIGARETTE**

[75] Inventors: **Edward S. Gee**, Midlothian; **A. Clifton Lilly**, Chesterfield; **D. Bruce Losee**, Richmond; **James L. Myracle, Jr.**, Midlothian; **Jerry F. Whidby**, Richmond; **Francis V. Utsch**, Midlothian; **Constance H. Morgan**, Midlothian; **F. Murphy Sprinkel**, Glen Allen, all of Va..

[73] Assignee: **Philip Morris Incorporated**, New York, N.Y.

[**] Term: **14 Years**

[21] Appl. No.: **8,754**

[22] Filed: **May 25, 1993**

Related U.S. Application Data

- [62] Division of Ser. No. 675,463, Mar. 25, 1991.
- [52] U.S. Cl. **D27/194**
- [58] Field of Search 131/187, 175, 186, 189, 131/330; D27/141-160, 139-140, 171-172, 175, 169-170, 194

[56] **References Cited**

U.S. PATENT DOCUMENTS

- D. 110,336 7/1938 Barling D27/169
- D. 203,019 11/1965 Wetzel D27/182
- D. 239,947 5/1976 Frost D27/170
- D. 292,324 10/1987 Decker et al. D27/170
- D. 320,670 10/1991 Johnson et al. D27/172
- 1,422,578 7/1922 Kattenberg .
- 2,617,427 11/1952 Rehfeld 131/175 X
- 3,070,100 12/1962 Hicks .

- 3,362,415 1/1968 Ellis 131/175
- 4,027,680 6/1977 De Marco 131/175
- 4,172,460 10/1979 Robertson 131/175
- 4,369,798 1/1983 Jackson .
- 5,060,671 10/1991 Counts et al. 131/329

OTHER PUBLICATIONS

Industrial Design, Nov. 1963, p. 81, item a at top of page.

Charles H. Greenlee, Inc. 1965-66, p. 24, lighter, item circled in upper right hand corner.

Waldron Catalog, 1962, p. 53, lighter item a on left side.

Primary Examiner—Wallace R. Burke

Assistant Examiner—H. Baynham

Attorney, Agent, or Firm—Kevin B. Osborne; James E. Schardt; Charles E. B. Glenn

[57] **CLAIM**

The ornamental design for a electrical cigarette, as shown and described.

DESCRIPTION

FIG. 1 is a top plan view of a first embodiment of an electrical cigarette showing our new design; FIG. 2 is a front elevational view thereof, the back elevational view being a mirror image thereof; FIG. 3 is a left side elevational view thereof; FIG. 4 is a right side elevational view thereof; FIG. 5 is a bottom plan view thereof; FIG. 6 is a top plan view of a second embodiment of a electrical cigarette showing our new design; FIG. 7 is a front elevational view thereof, the back elevational view being a mirror image thereof; FIG. 8 is a left side elevational view thereof; FIG. 9 is a right side elevational view thereof; and, FIG. 10 is a bottom plan view thereof.

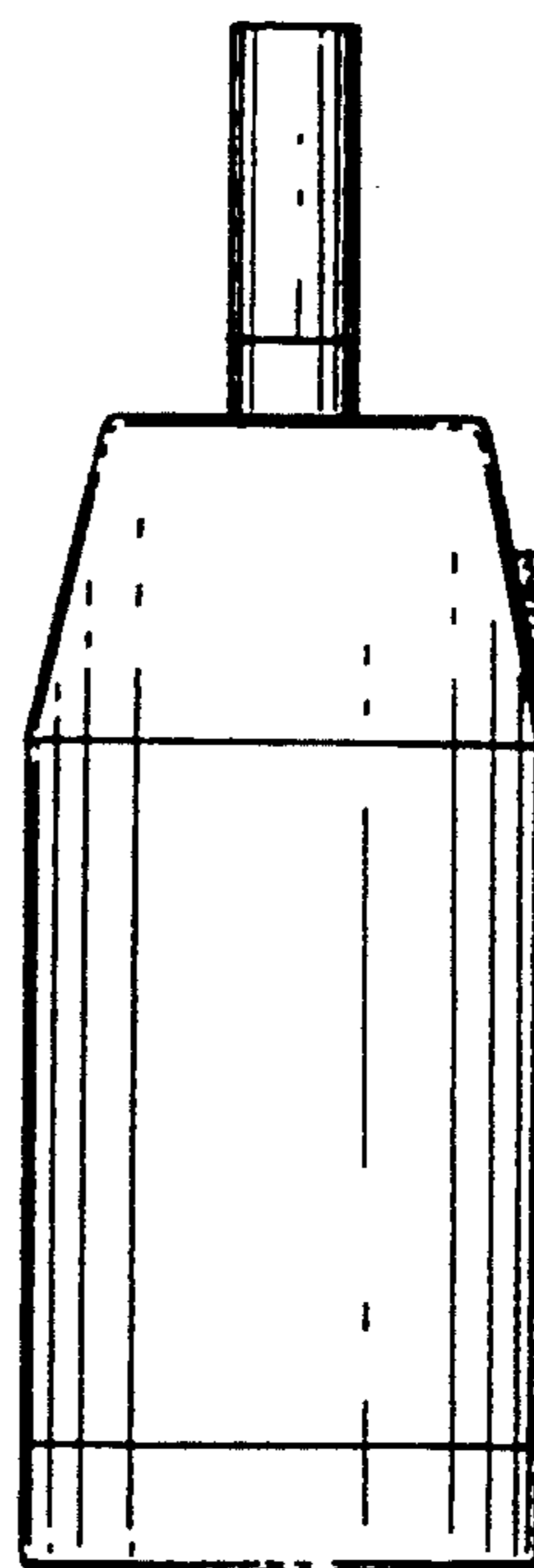
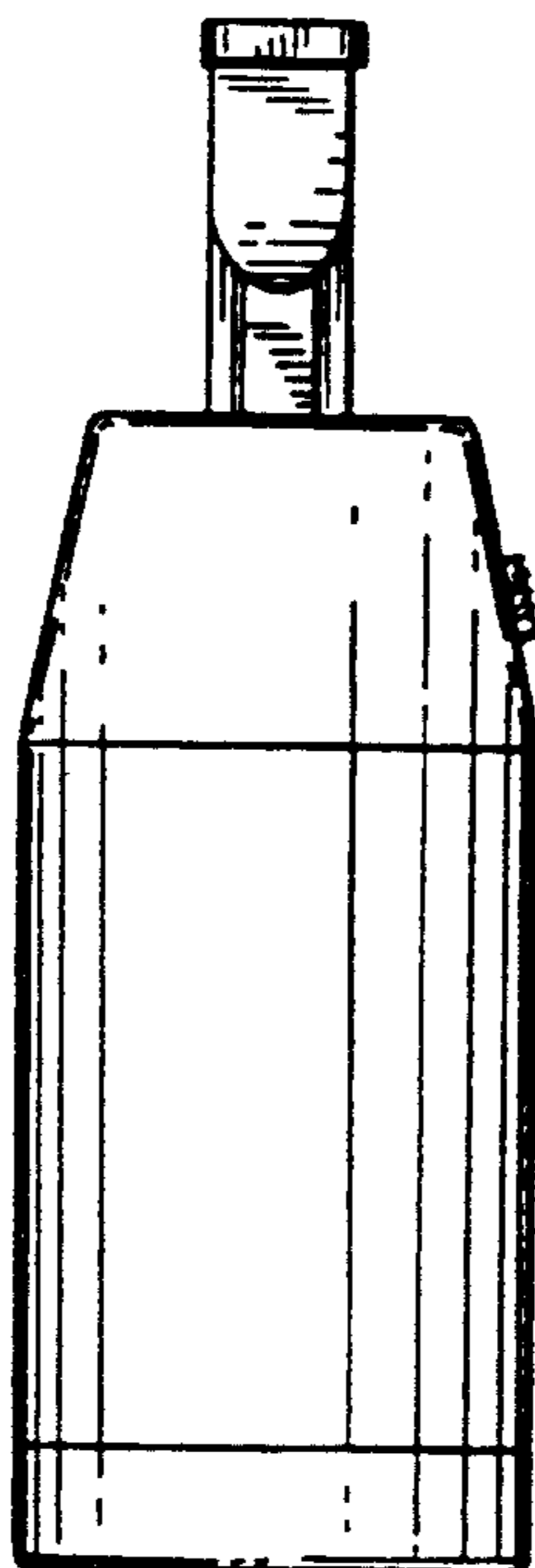


FIG. 1



FIG. 3



FIG. 2

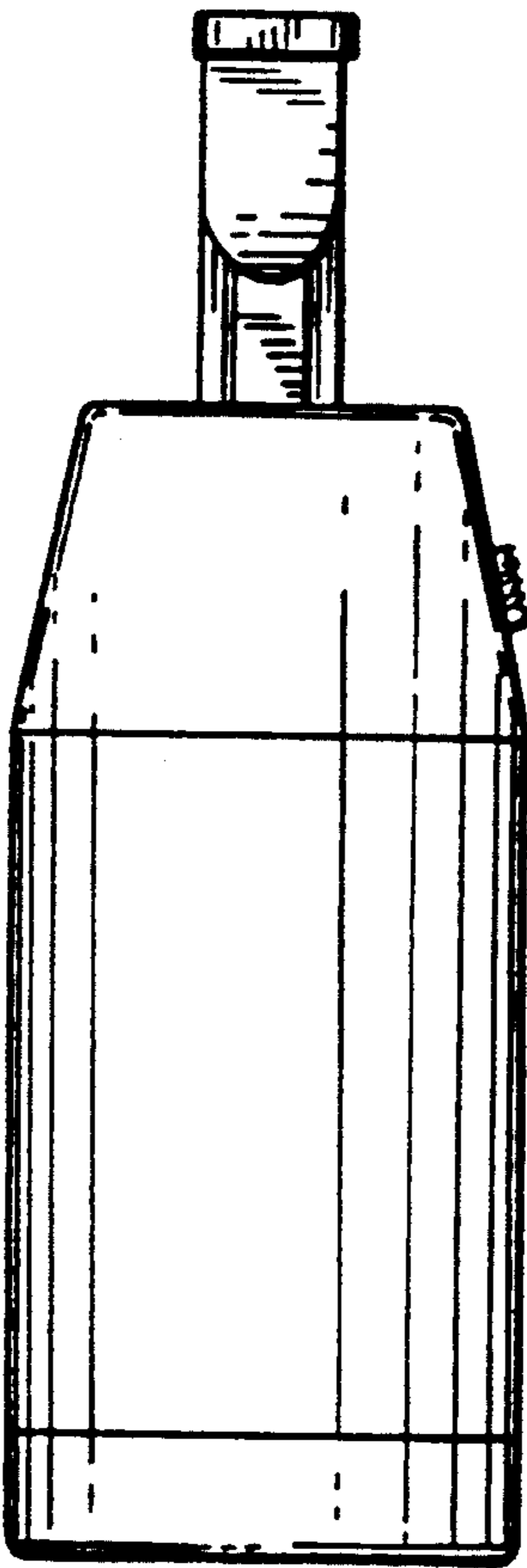


FIG. 4

FIG. 5



FIG. 6



FIG. 8




FIG. 7

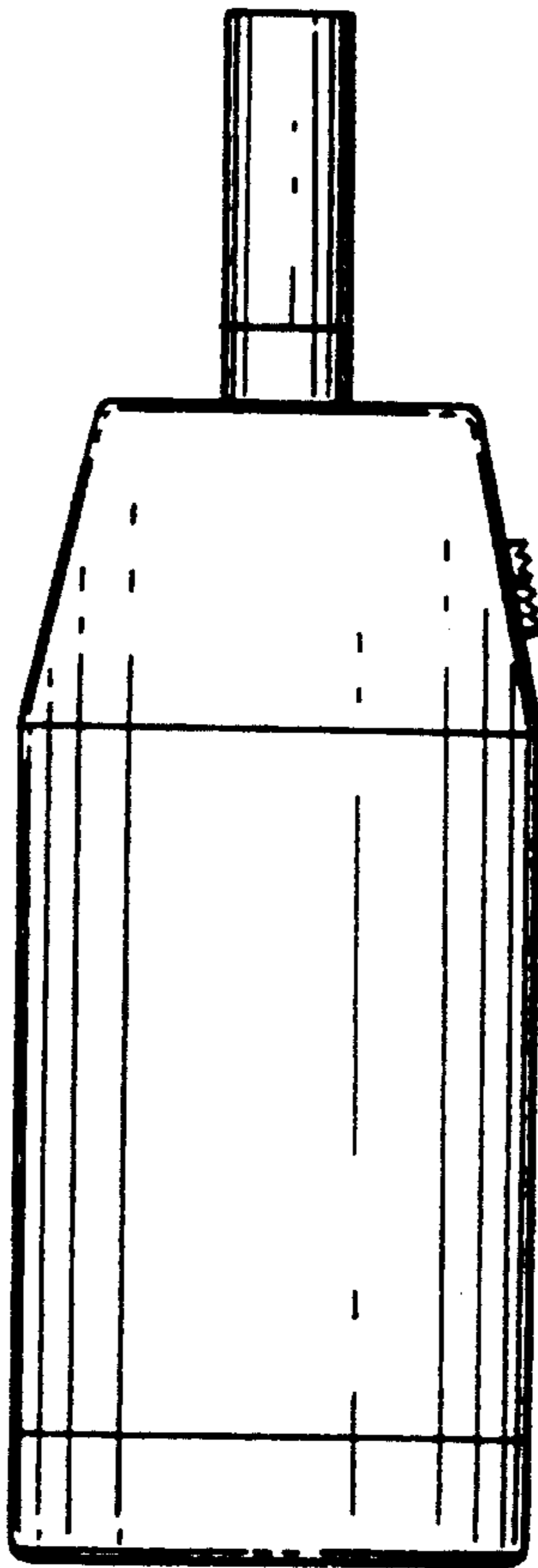


FIG. 9

FIG. 10

