



US00D347483S

United States Patent [19]

[11] Patent Number: **Des. 347,483**

Thomas

[45] Date of Patent: **** May 31, 1994**

[54] **CONCRETE ROOF TILE**

4,651,452	3/1987	Mendez	52/536
4,890,432	1/1990	Shepherd	52/314
5,070,671	12/1991	Fifield et al.	52/536

[75] Inventor: **John F. Thomas**, Villa Park, Calif.

[73] Assignee: **Monier Roof Tile Inc.**, Orange, Calif.

Primary Examiner—A. Hugo Word

Assistant Examiner—Doris Clark

[**] Term: **14 Years**

Attorney, Agent, or Firm—Spensley Horn Jubas & Lubitz

[21] Appl. No.: **591,847**

[22] Filed: **Sep. 21, 1990**

[57] **CLAIM**

[52] U.S. Cl. **D25/139**

The ornamental design for a concrete roof tile, as shown and described.

[58] Field of Search 52/521, 523, 526, 529, 52/536-538, 593-595, 539, 554; D25/139-141

DESCRIPTION

[56] **References Cited**

U.S. PATENT DOCUMENTS

D. 213,740	4/1879	Conner	D25/140
D. 752,697	2/1904	McCarrel	D25/140
2,142,181	1/1939	Croce	D25/135
2,247,945	7/1941	Gardner	52/554
3,973,369	8/1976	Smith	52/555
4,432,183	2/1984	Pike et al.	D25/140
4,574,536	3/1986	Bamber et al.	52/536
4,606,164	8/1986	Mendez	D25/140

FIG. 1 is a front perspective view of a concrete roof tile showing my new design, with the broken lines showing a roof tile assembly for illustrative purposes only and forming no part of the claimed design;

FIG. 2 is a top plan view thereof;

FIG. 3 is a right side elevational view thereof;

FIG. 4 is a bottom plan view thereof;

FIG. 5 is a left side elevational view thereof;

FIG. 6 is a front elevational view thereof; and,

FIG. 7 is a rear elevational view thereof.

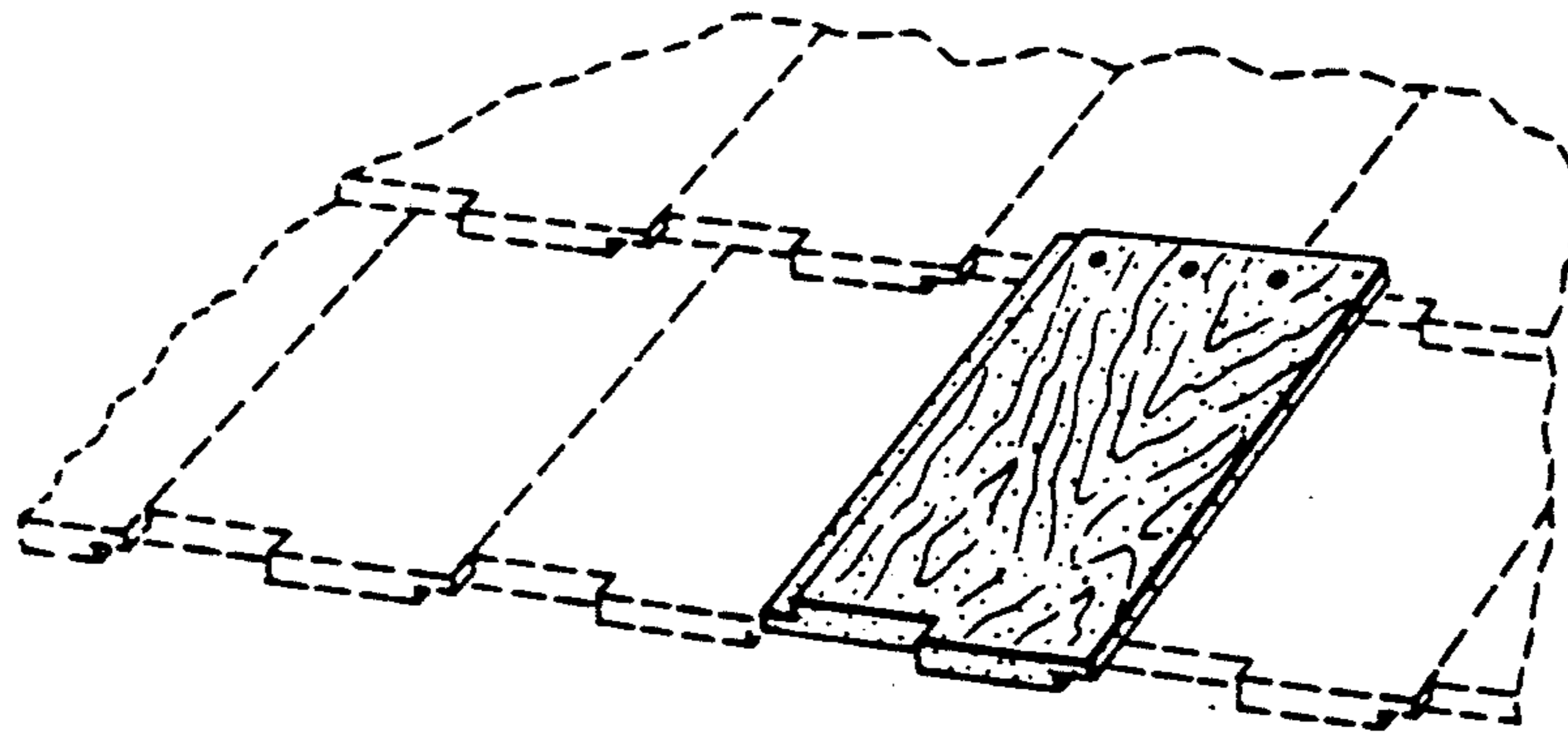


FIG. 1

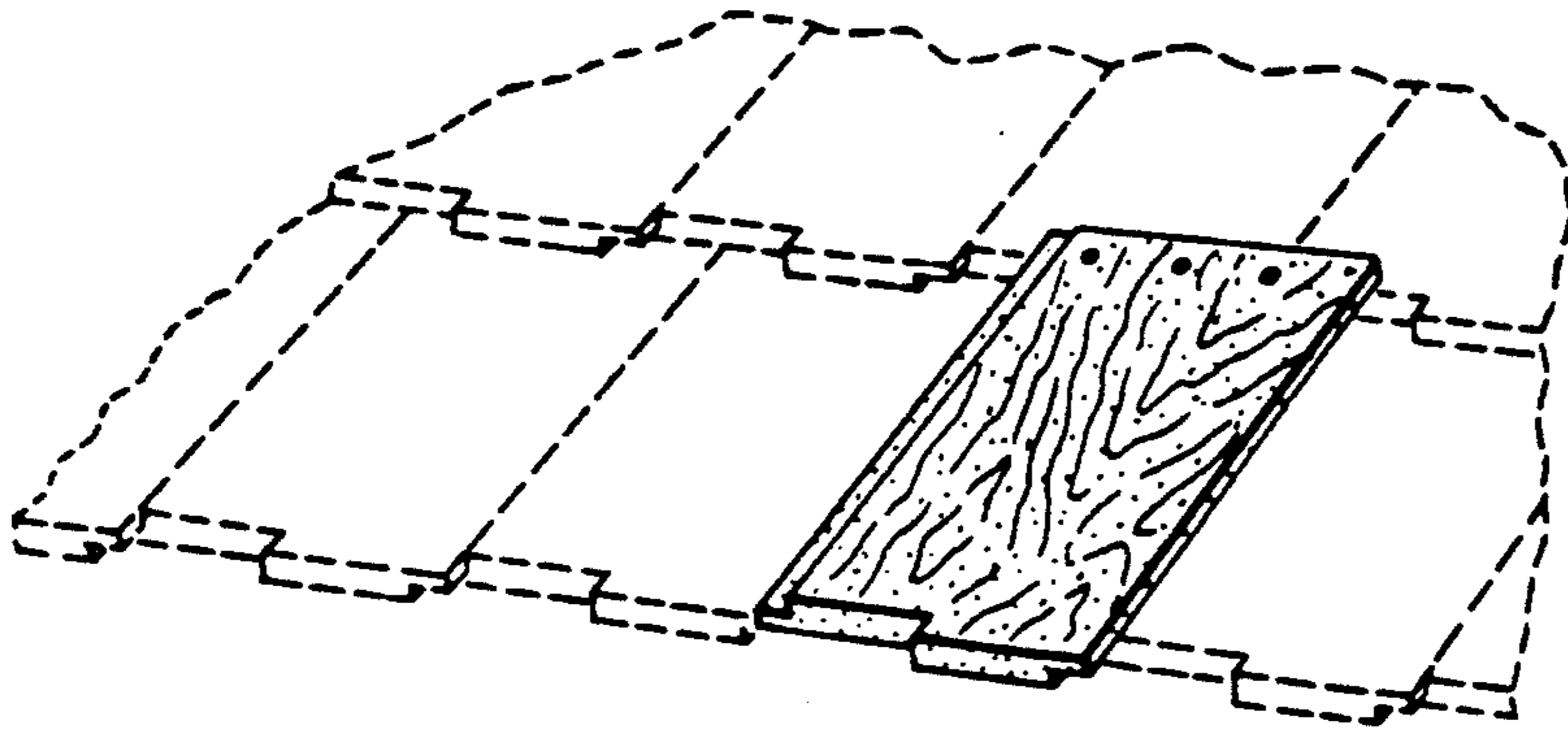


FIG. 2




FIG. 3



FIG. 4




FIG. 5



FIG. 6



FIG. 7

