



US00D347434S

United States Patent [19]

Yamatogi

[11] Patent Number: **Des. 347,434**

[45] Date of Patent: **** May 31, 1994**

[54] **HEADPHONE**

[75] Inventor: **Katsumi Yamatogi, Tokyo, Japan**

[73] Assignee: **Sony Corporation, Tokyo, Japan**

[**] Term: **14 Years**

[21] Appl. No.: **281**

[22] Filed: **Oct. 13, 1992**

D. 328,074 7/1992 Yamazaki et al. D14/205
5,095,382 3/1992 Abe 381/25

OTHER PUBLICATIONS

Crutchfield Home Stereo, Jun. 1982 p. 71, Mura Redset VII Headphone.
W. Bell Co. 1987-1988 International Collection, p. 203, Sony Headphone, top right.
Evans 1988 Catalog, p. 278, Sony Lightweight Headphone, #8.

Primary Examiner—Bernard Ansher
Assistant Examiner—Sandra Morris
Attorney, Agent, or Firm—Lewis H. Eslinger; Jay H. Maioli

Related U.S. Application Data

[63] Continuation-in-part of Ser. No. 741,828, Aug. 7, 1991, Pat. No. D. 338,010.

Foreign Application Priority Data

Mar. 9, 1991 [JP] Japan 3-9187

[52] U.S. Cl. **D14/205**

[58] Field of Search 181/129; 379/430, 444; 381/25, 68, 158, 183, 187; D14/205, 206, 223

CLAIM

[57] The ornamental design for a headphone, as shown and described.

DESCRIPTION

FIG. 1 is a top, front and right-side perspective view of a headphone, showing my new design;
FIG. 2 is a top, front and right-side perspective view thereof, shown with head band in the expanded position;
FIG. 3 is a front elevational view thereof;
FIG. 4 is a rear elevational view thereof;
FIG. 5 is a right-side elevational view thereof, the left-side being a mirror image;
FIG. 6 is a top plan view thereof; and,
FIG. 7 is a bottom plan view thereof.

References Cited

U.S. PATENT DOCUMENTS

- D. 286,772 11/1986 Pope D14/205
- D. 291,198 8/1987 Bellini D14/205
- D. 297,324 8/1988 Kohno D14/205
- D. 300,133 3/1989 Daidoh et al. D14/205
- D. 305,541 1/1990 Hirose D14/205
- D. 310,081 8/1990 Daido et al. D14/205
- D. 316,861 5/1991 Yoda et al. D14/205
- D. 319,241 8/1991 Daido et al. D14/205
- D. 323,167 1/1992 Yamazaki et al. D14/205

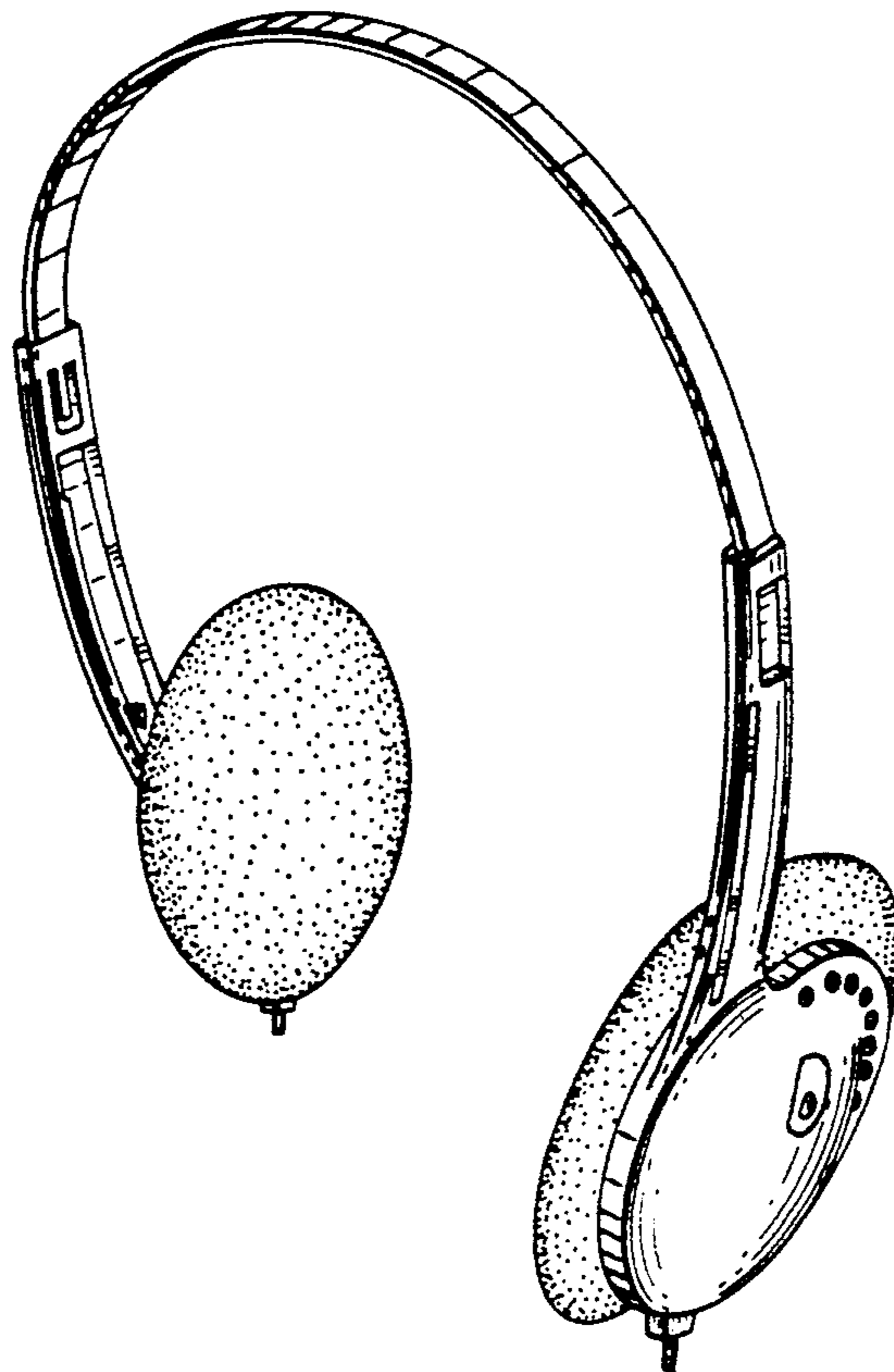


FIG. 1

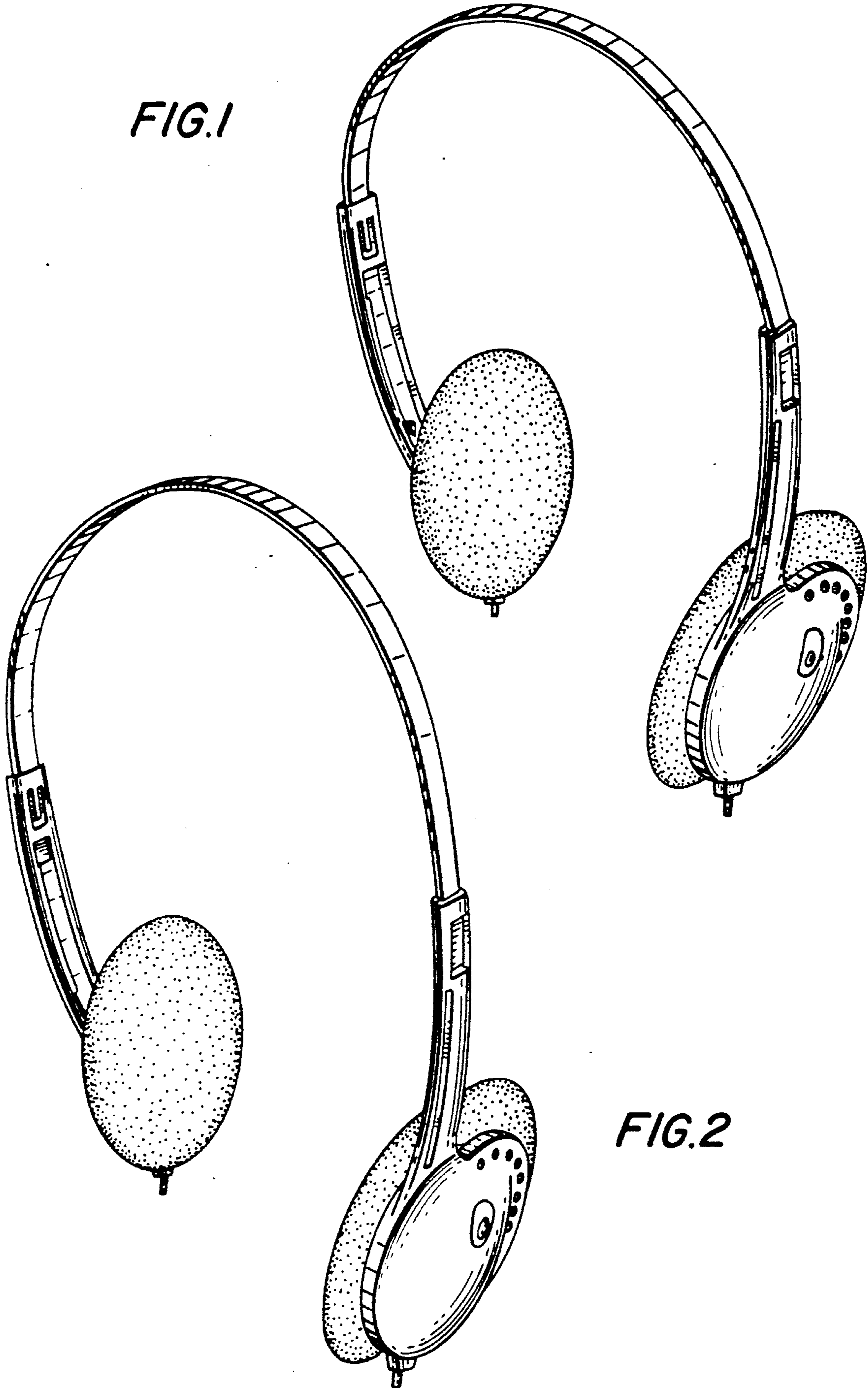


FIG. 2

FIG.3

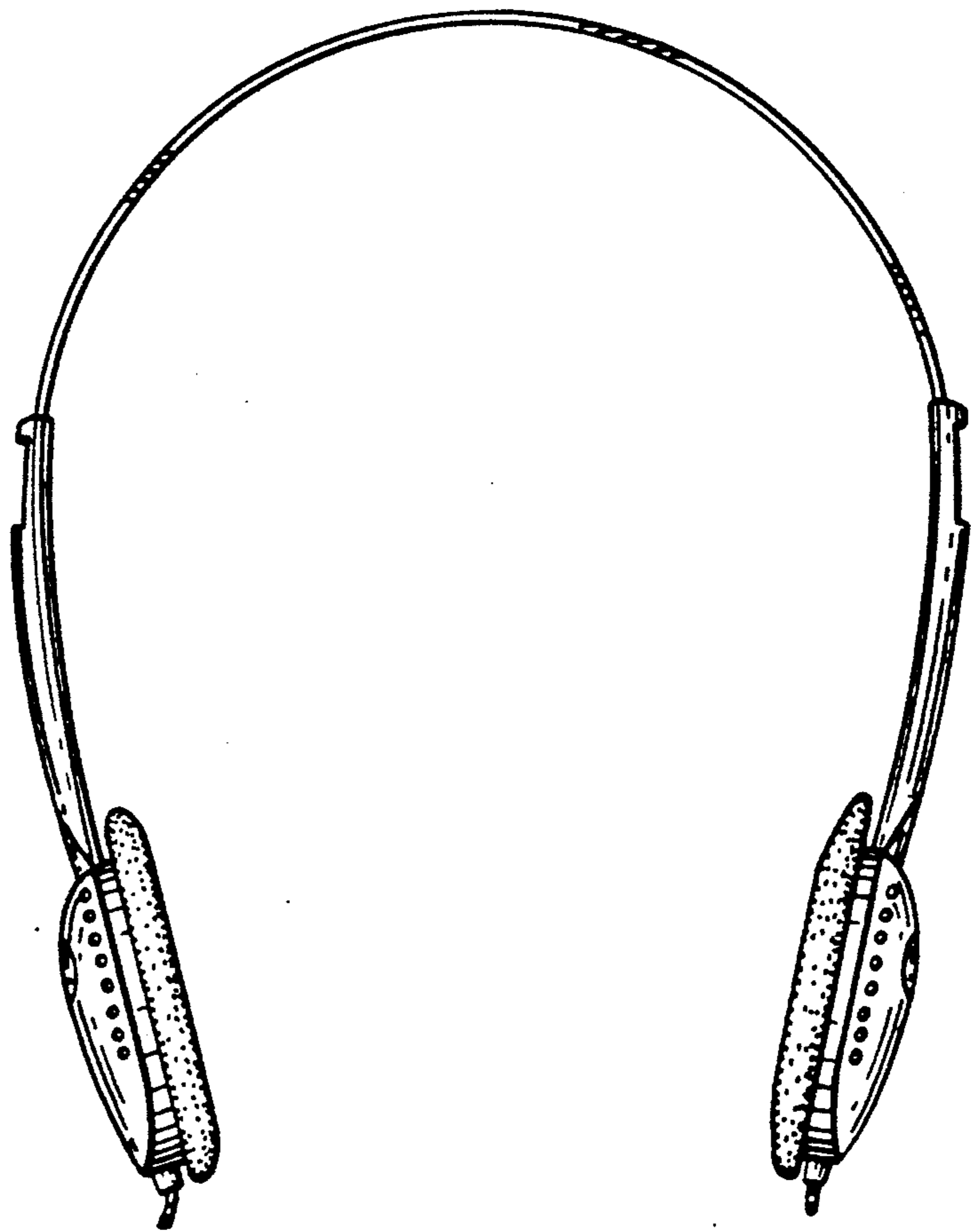


FIG.4

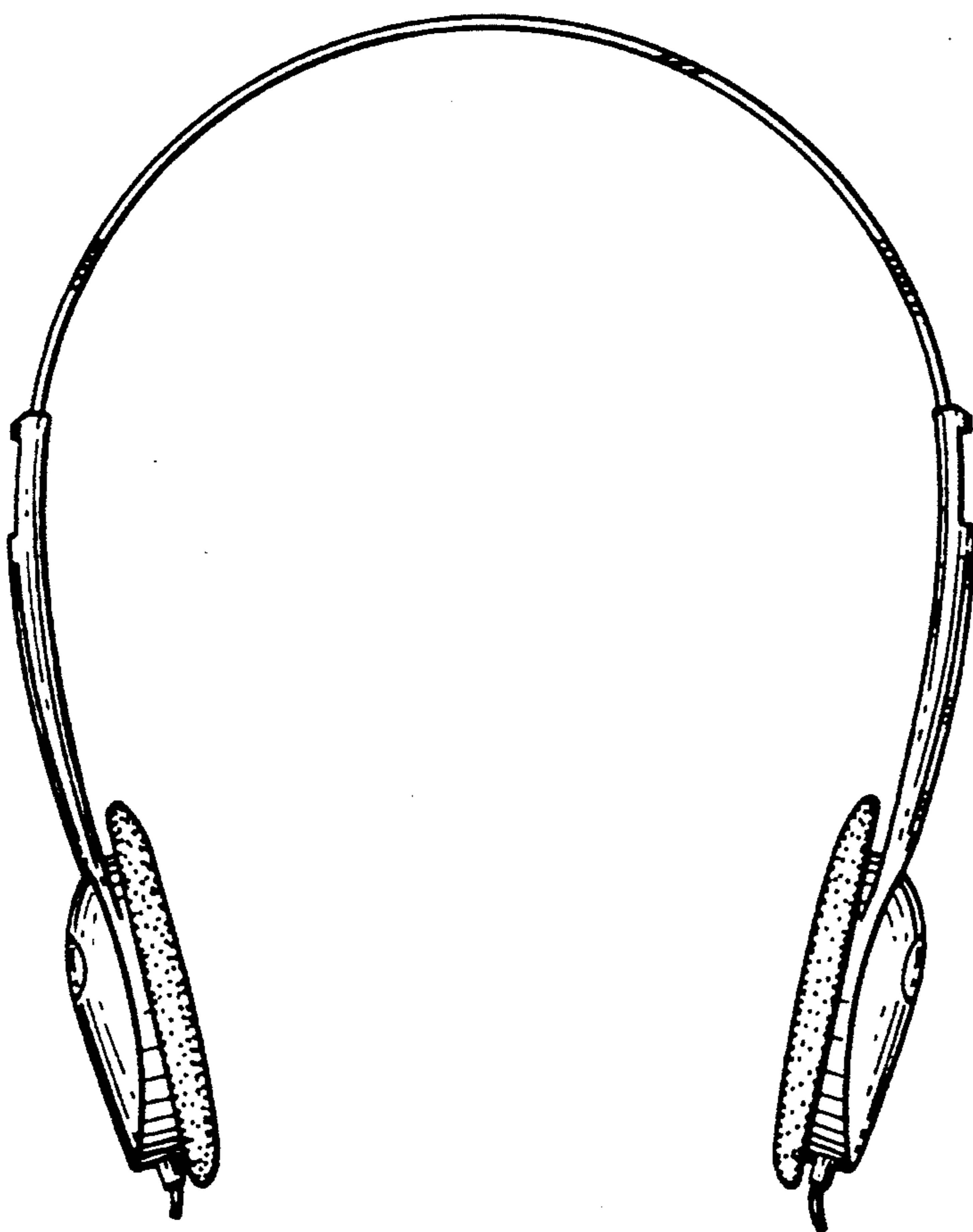


FIG.5

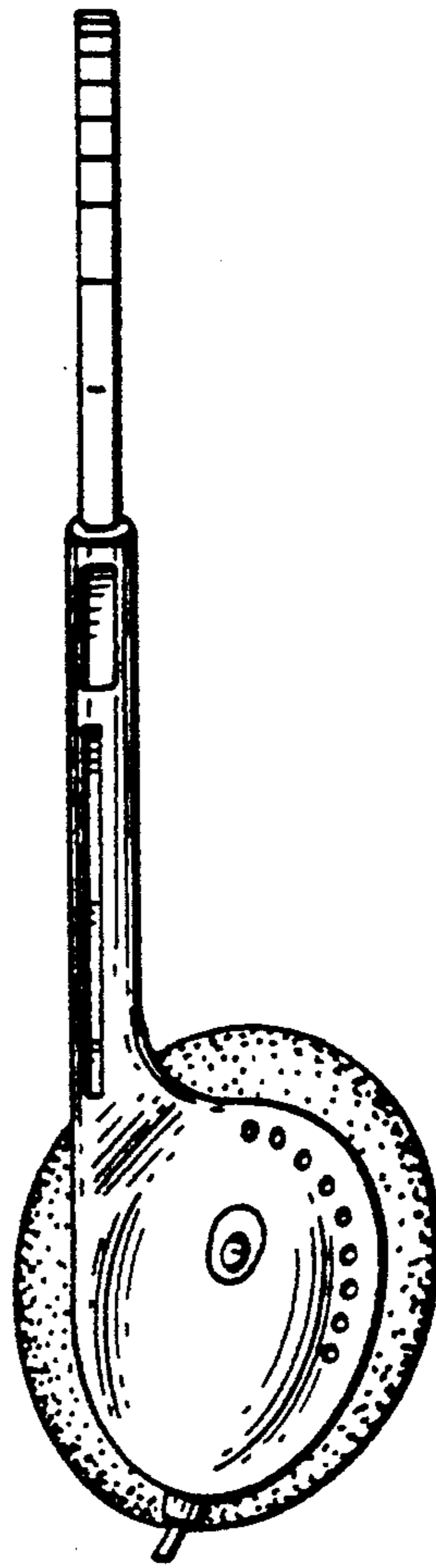


FIG.6

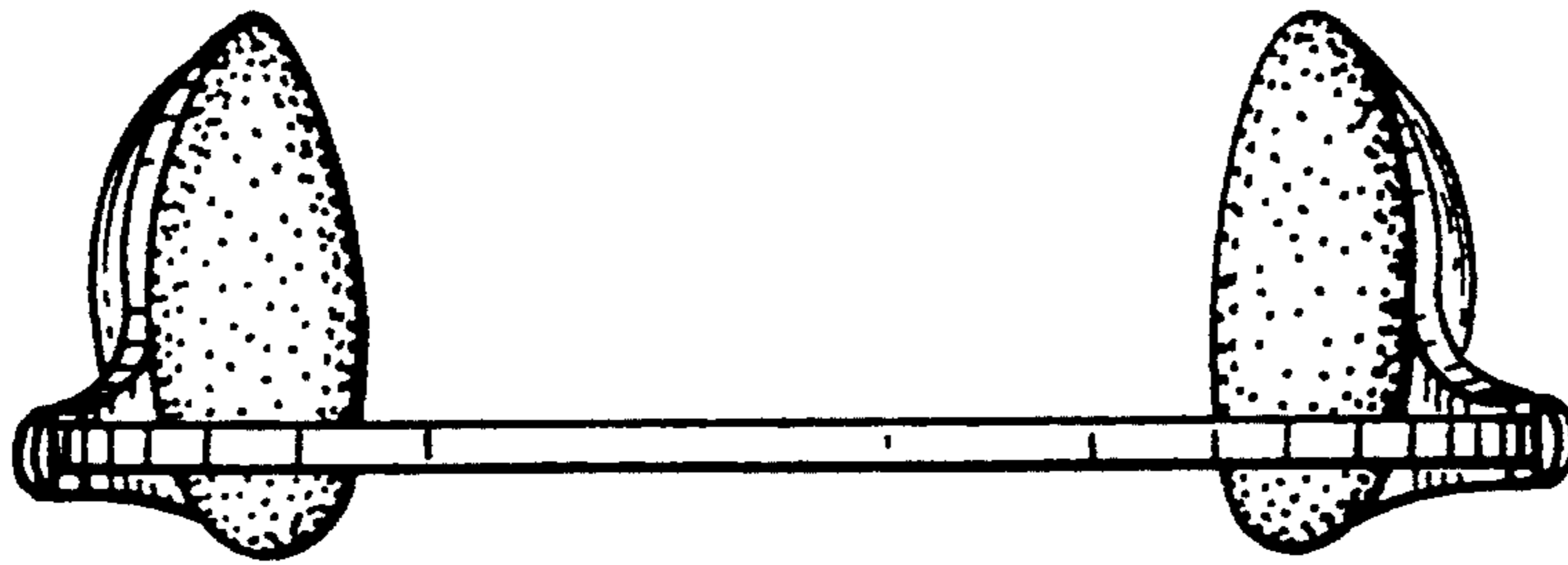


FIG.7

